



GOVERNMENT
OF MALTA



Retrofit

User Guide to the Application Form

Version: 2.1¹

Date: 16 May 2025

¹ Update to Version 2.0 dated 3 March 2025



Funded by the
European Union
NextGenerationEU

Contents

Section 1 – Executive Summary	4
1.1 – Executive Summary	4
Section 2 – The Applicant	6
2.1 - Applicant Details	6
2.2 - Applicant’s Core Business Activities	11
2.3 - Past Experience in EU Funded Projects	12
Section 3 – The Investment	13
3.1 – Investment Details	13
3.1.1 – Proposed Investment Initiative.....	13
3.2 - Investment Excellence	15
3.3 – Project Impact and Sustainability	16
3.4 - Project Quality and Efficiency of Implementation and Post Implementation	17
3.5 – Project Risk Assessment.....	19
3.6 – Do No Significant Harm Principle	20
Section 4 - Additional Information.....	26
4.1 – Additional Information	26
Section 5 – Declaration	27
5.1 – Declaration Form.....	27
Section 6 – Checklist of Attachments.....	31
6.1 – Checklist of Attachments.....	31
Annex I – Declaration by Trustee or Fiduciary.....	36
Annex II – Exporting and saving the Application Form	37

How to best make use of this User Guide

This User Guide is meant to support applicants as follows:

- The application is online and therefore to fill in and submit an application one needs a User Account.
 - If you already have this User Account, proceed with the application.
 - If not, go to [Tutorial: Application Portal Sign In Procedure](#) to seek guidance how to register your User Account.
- **Project Title** - The first step when compiling an application is to insert a **Project Title** and a **Project Summary**. Once these are inserted, the user is required to click the 'Create' button.
- The application is presented in five sections (Section 1 to 5) and each respective section is supported with relevant tips and information how to fill the data. For easier reference, the tips and information are provided in boxes with a grey background.
- Annex I to Annex II provide other information needed to support the application.
- Should ICT technical support be required, kindly contact the Measures and Support Division on 2555 2642 or msd.eufunds@gov.mt, or the Structural Funds Database (SFD) Unit on 2555 2646 or support.fondi.eu@gov.mt

Section 1 – Executive Summary

1.1 – Executive Summary

DISCLAIMER:

The amount of Public Funding needed for the project identified in the Executive Summary is 0. The actual Public Funding needed for the project shall be calculated based on the size of undertaking identified in Section 2.1, the Investment location in Section 3.1 and the useful floor area eligible for reimbursement and proposed PED reduction both in Section 3.1.1 in line with the following Standard Scale of Unit Cost:

Investments in Gozo – PED Reduction of at least 40%

Micro and Small - €440 per sqm

Medium - €355 per sqm

Large - €270 per sqm

Investments in Gozo – PED Reduction of at least 30%

Micro and Small - €340 per sqm

Medium - €255 per sqm

Large - €170 per sqm

Investments in Malta – PED Reduction of at least 40%

Micro and Small - €400 per sqm

Medium - €315 per sqm

Large - €230 per sqm

Investments in Malta – PED Reduction of at least 30%

Micro and Small - €300 per sqm

Medium - €215 per sqm

Large - €130 per sqm

Should the proposed PED reduction indicated in Section 3.1.1 be of at least 40% and following the completion of the project it is verified that actual PED reduction is more than 30% but less than 40%, the actual Grant shall be reduced to the lower Standard Scale of Unit Cost per sqm.

Call	
Scheme	
Priority	
Specific Objective	
Project Title	

Project Summary			
Start Date		End Date	
Grant Requested Amount of Public Funding needed for the Project			Lump Sum <input type="checkbox"/>
<div> <div>€</div> <div></div> </div>			

Start and End Date

The user is to insert the start and end date for the report by choosing the dates from the automatic calendar that pops up when the field is clicked on. The project end date should not exceed 31 March 2026.

Grant Requested

Users need to tick the box near Lump Sum. The field '*Amount of Public Funding needed for the Project*' will be automatically filled to €0 and is to be left like that.

All the remaining fields in the Executive Summary are filled in automatically from the respective section and no information needs to be inserted by the applicant.

Section 2 – The Applicant

2.1 - Applicant Details

Legal Name of Applicant	
Authorized Representative	
ID No.	
e-Mail Address	
Legal Form of Enterprise	(Choose option) Limited Liability Company Partnership Self Employed Co-operative Society Civil Society Organisations, NGOs, VOs Other
Registration/Identification Number	
Date Established	
Registered Address	
Post Code	
Phone Number	
VAT Number	
Website Address	
Project Manager	
Position within Enterprise	
Phone Number	
e-Mail Address	

The data fields in the section 'Applicant Details' are to be filled in by the user as follows:

Legal Name of Applicant –

- Limited Liability Company – Name as defined in the Memorandum of Articles of Association;
- Partnerships and Co-operatives - Name outlined in the Deed of Partnership;
- Civil Society Organisations, NGOs, Vos – Name outlined in the Statute and as registered with the Office of the Commissioner for Voluntary Organisations; and
- Sole trader/Self-employed persons - Name of same self-employed person.

Authorised Representative – The Authorised Representative is an individual appointed by the applicant Undertaking to enter into agreements on its behalf as outlined in the Memorandum of Articles of Association/Statute or pursuant to a Declaration of the Board of Directors. In case where the Authorised Representative is not the person identified in the latest Memorandum of Articles of Association deposited with the Registrar of Companies and is nominated through a declaration, a copy of this Declaration is to be uploaded in **Section 5.1 of the Application Form**. In the case of Sole traders/Self employed this should be the name of the same self-employed person.

ID number – The identification number of the Authorised Representative is to be inserted. Do not include any characters other than **Numbers and one letter**.

e-mail Address – The e-mail address of the Authorised Representative is to be included.

Legal Form of the Enterprise – The user is to choose one of the options provided in the drop-down menu. If the user chooses '**Other**', then the Legal Form of the enterprise is to be specified in the respective field.

Registration/Identification Number – The Registration/Identification Number is the official registration number of the company or partnership in terms of the Companies Act, Chapter 386 of the Laws of Malta or the respective legal framework under which the applicant enterprise is registered. In those instances where the Applicant is not registered under Chapter 386 of the Laws of Malta, the user is to upload the legal document constituting the Enterprise under **Section 6.1 of the Application Form**. **Sole Traders/Self Employed** should enter their Identity Card Number.

Date Established – The user is to select the date from the dropdown calendar. The Date of Establishment of the enterprise may be one of the following:

- a) for limited liability companies, the Establishment Date shall be the date of registration with the MBR;
- b) in the case of self-employed, shall be considered to be the date the person registered as a self-employed person with JobsPlus;
- c) in the case of partnerships, the establishment date shall be considered to be the date of the deed establishing the partnership;
- d) in the case of associations, the date of the Statute establishing the association;
- e) In the case of co-operatives, the establishment date shall be considered as the date of the registration of the co-operative with the Co-operatives Board;
- f) In the case of Civil Society Organisations, NGOs, Vos, the establishment date shall be considered as the date of the registration with the Malta Council for Voluntary Services;
- g) In the case of others, the establishment date shall be considered as the date of registration of the organisation in terms of the applicable law of its establishment.

Registered Address – The user is to insert the registered address of the enterprise.

Post Code – Insert the respective Post Code.

Phone Number – Insert the phone number of the enterprise.

VAT number – Insert the VAT number of the enterprise.

Website address – Insert the website address of the enterprise. In case the enterprise **does not** have a website, kindly input 'Not Applicable' in the field.

Project Manager – The Project Manager is the person responsible for the implementation of the investment project. Only **ONE** Project Manager can be responsible for the investment project at any one time, even if the investment project is composed of different activities.

Position within Enterprise – The user must provide the Project Manager's position within the enterprise. In case the Project Manager is someone external to the applicant enterprise, then this is to be specified accordingly.

Phone number – Enter the contact number of the Project Manager.

E-mail address – Enter the e-mail address of the Project Manager.

Confirmation by Applicant

Users are to note that when Section 2.1 is filled with the relevant details and validated, a notification email shall be sent to the Applicant to confirm the application. Unless the Applicant confirms the application, the system will not enable submission of the application.

Size of Undertaking

In line with the provisions of Annex I Commission Regulation (EC) No 651/2014 of 17 June 2014, the composition of the Undertaking is to be identified.

List all enterprises which are linked to the applicant Undertaking as at date of application.

Linked enterprises are enterprises which have any of the following relationships with each other:

- (a) an enterprise has a majority of the shareholders' or members' voting rights in another enterprise;
- (b) an enterprise has the right to appoint or remove a majority of the members of the administrative, management or supervisory body of another enterprise;
- (c) an enterprise has the right to exercise a dominant influence over another enterprise pursuant to a contract entered into with that enterprise or to a provision in its memorandum or articles of association;
- (d) an enterprise, which is a shareholder in or member of another enterprise, controls alone, pursuant to an agreement with other shareholders in or members of that enterprise, a majority of shareholders' or members' voting rights in that enterprise.

Enterprises having any of the relationships described in a) to d) above through one or more other enterprises, or any one of the investors mentioned under Partner Enterprise, are also considered to be linked.

Enterprises which have one or other of such relationships through a natural person or group of natural persons acting jointly are also considered linked enterprises if they engage in their activity or in part of their activity in the same relevant market or in adjacent markets.

Enterprise Name	Registration Number

List all enterprises which are partnered to the applicant Undertaking as at date of application.

Partner enterprises are enterprises that do not fall within the definition of linked enterprises (see above) but which hold, either solely or jointly with one or more linked enterprises 25% or more (up to 50%) of the capital or voting rights of another enterprise.

Enterprise Name	Registration Number	Shareholding %

In line with the provisions of the above quoted EC Regulation, the Undertaking is:

- Micro
- Small
- Medium – sized
- Large

If the Applicant is not registered under Chapter 386 of the Laws of Malta, please upload the legal document constituting the Enterprise under the section Checklist of Attachments as applicable.

The Applicant needs to indicate the **Size of Undertaking**. The Size of the Undertaking is based on Annex I Commission Regulation (EC) No 651/2014 of 17 June 2014. The regulation can be found [here](#). For more detailed information, one may access the online '**User guide to the SME definition**' from [here](#).

Basing on the afore-mentioned regulation, users are to identify their Linked and Partner enterprises by filling in the details of each respective Linked or Partner enterprise.

- For Linked Enterprises fill in the Enterprise Name and the Registration Number (eg. C99999);
- For Partner Enterprises fill in the Enterprise Name, the Registration Number and the Shareholding % (eg. 25).

If any of the Linked and Partner enterprises is represented by either a Trustee or Fiduciary, a declaration by each Trustee or Fiduciary is to be uploaded in **Section 6.1 of the Application Form**. Any Linked and Partner enterprises listed in the declarations provided by the Trustee or Fiduciary are to be listed together with the other Linked and Partner Enterprises. Should one need more space where to add any Linked and/or Partner enterprises one can do so by clicking on the 'Add another enterprise' button under the respective tables.

In case an Applicant is an Autonomous Undertaking, the user is to insert the words 'Not Applicable' in the first row of the respective tables and a '0' under the column 'Shareholding %'. This will enable the proper saving and validating of data.

Then determine the size of the Undertaking by calculating the Headcount, Turnover and Balance Sheet Total of the Applicant enterprise. Follow the steps explained in the '**User guide to the SME definition**'.

The table below also acts as a guideline on how the Undertaking size can be determined.

Company category	Staff headcount	Turnover	or	Balance sheet total
Medium-sized	< 250	≤ € 50 m		≤ € 43 m
Small	< 50	≤ € 10 m		≤ € 10 m
Micro	< 10	≤ € 2 m		≤ € 2 m

Large Enterprise is an Undertaking not fulfilling the criteria laid above, that is with staff headcount exceeding 250; turnover exceeding €50m or Balance Sheet exceeding €43m.

The user is to then select **Micro Enterprise**, **Small Enterprise**, **Medium-sized Enterprise** or **Large Enterprise** from the drop-down menu to specify the size of the Undertaking.

Following the completion of this segment, the user must save the application form by clicking on the '**Save**' button found on the right-hand side of the screen in order to populate the drop-down function found in the next question.

It is essential for all the fields in this section to be completed for the validation to go ahead.

2.2 - Applicant's Core Business Activities

NACE Code	(Eg.) 26.70	Manufacture of optical instruments and photographic equipment
-----------	-------------	---

NACE Code – The user is to insert the digits of the NACE code describing the commercial activity of the enterprise. Automatically, the respective description of the activity linked to the inserted NACE code will show in the space provided.

Applicants are to note that the NACE classification of an enterprise is usually available in the VAT Information Sheet received together with the VAT Certificate issued by the Commissioner for Revenue. In this regard, enterprises are to ensure that the NACE Code in this VAT Information Sheet truly reflects their actual primary economic activity.

In those cases where applicants do not have such document, they may seek guidance from the Business Register at the National Statistics Office (NSO) through <https://nso.gov.mt/nsos-business-register/>.

As evidence of the applicant enterprise's NACE Code, one is to submit either a copy of the VAT Information Sheet or a copy of the communication between the applicant and NSO in Section 6.1 of the application form as Supporting Documents.

Please provide an outline of the Applicant's core business activities.

In this section, the Applicant is requested to provide a background of the enterprise and a short overview of what it does. *(Max 5,000 characters)*

2.3 - Past Experience in EU Funded Projects

Do the Applicant company, Undertaking or Directors have any previous experience in the implementation of projects co-financed through structural funds or other EU Programmes?

- ☐ YES
- ☐ NO

In the box below, please explain your above reply.

In this section the Applicant is to indicate if the Applicant company, Undertaking or Directors have any previous experience in the implementation of projects co-financed through structural funds or other EU Programmes. Applicants are asked to indicate if the answer is 'yes' or 'no' and to provide an explanation of the experience of the organisation in handling EU funded projects of similar magnitude, budget or nature. The user is to provide all relevant details.

Section 3 – The Investment

3.1 – Investment Details

Investment	Investment in the renovation and greening of private sector buildings including deep retrofitting through energy and resource efficiency measures.
------------	--

Kindly provide the address where the proposed project will be implemented.

Address	
Post Code	
Region	<input type="radio"/> Malta <input type="radio"/> Gozo
Locality	Select an option

The user is required to specify the **address** where the proposed investment will take place. In this regard, the address and post code are to be inserted in their respective fields, whilst one option from 'Malta' or 'Gozo' is to be selected from the provided options. Identify the exact location of the project by choosing the specific locality from the dropdown menu titled 'Locality'.

Kindly provide the address where the proposed project will take place:

Address	<input type="text"/>
Post Code	<input type="text"/>
Region	<input checked="" type="radio"/> Malta <input type="radio"/> Gozo
Locality	<input type="text" value="Select an Option"/>

3.1.1 – Proposed Investment Initiative

Provide an overview of the investment being requested.

--

In this section, the Applicant is requested to provide a short overview of the planned investment for which funding is being requested under the scheme. (Max 5,000 characters)

What would the impact on the proposed investment be without the assistance being applied for through this scheme?

--

In this section, the Applicant is requested to provide a short overview on how the Applicant would be affected if the funding is not secured. The user may refer to examples such as, amongst others, the eventual delaying of the investment project by postponing activities to a later date or opting not to implement this action altogether. (Max 5,000 characters)

Provide the useful floor area eligible for reimbursement in sqm

--

In this section, the Applicant is to provide the useful floor area eligible for reimbursement in square metres (*Max 100 characters*)

Provide the proposed PED Reduction in percentage.

--

In this section, the Applicant is to provide the proposed PED reduction in percentage (*Max 100 characters*)

3.2 - Investment Excellence

Define the project excellence by describing the proposed work, in terms of:

a. The proposed investment concept.

Describe details of the outcome of the initiative being proposed and for which assistance is being sought including any existing information relating to the proposed investment project, data on the renovation plans, and including the investment purpose and goals. (Max 5,000 characters)

b. How ambitious is the action and how it is addressing deep retrofitting through energy-efficiency measures.

Applicants should indicate the extent to which the enterprise wants to achieve and provide an explanation on the need to renovate through investment that reduce the primary energy demand of the building by reducing the energy used for heating, cooling, ventilation, hot water and lighting. ***Factual and statistical evidence to back up the justification will render the application more robust.*** (Max 5,000 characters).

3.3 – Project Impact and Sustainability

Describe how this project will impact your enterprise in relation to each of the following:

a. Potential increase in turnover and potential cost reductions. You are requested to provide the current turnover and costs, as well as the projected increase in turnover and projected cost reductions as a result of the proposed project.

The application will be evaluated in terms of the project's impact vis-à-vis its increase in turnover as well as the projected cost reductions. The application will be evaluated according to the percentage increase in turnover and the percentage decrease in costs. (Max 5,000 characters)

b. Contributions to improvements in the Undertaking's business model vis-à-vis Corporate Environmental Responsibility.

Enterprises are to identify the benefits of implementing the project and the efforts made to invest. Elaborate on how, as a result of the proposed project, the Undertaking will realise its continued commitment to act in environment-friendly ways and contribute to overall environmental improvement while carrying out the investment project. (Max 5,000 characters)

3.4 - Project Quality and Efficiency of Implementation and Post Implementation

a. Describe the level of readiness and timeliness of the proposed investment.

In this section provide details on the state of readiness to start the investment project, e.g., where Applicants have already assessed the options obtained.

Applicants are to:

- present a GANNT Chart/Schedule of Works of the proposed investment project
- include an assessment of the potential implementation risks, the probability of these risks happening and the identification of measures to mitigate same risks
- demonstrate the capacity to deliver the project and that they have a contingency plan to compensate for adverse effects on timetable, expenditure, and outputs.

Where required licences/permits are already in possession of applicant these should be provided.

All of this information and documents are to be uploaded in [Section 6.1](#) of the Application Form. (Max 5,000 characters).

b. Describe the Operational capacity and allocation of human resources towards the implementation of the project by providing all the names and ID numbers of the human resources working on the project, including the current organisation's structure. The Project Selection Committee may request a copy of the CV of the identified personnel to confirm their viability towards the project.

Failure to provide viable human resources capacity may lead to conditions being added to any potential acceptance and/or the application be rejected.

Identify the level of capacity and resources that will be allocated to the implementation of the project. Reference should be made to the human resources that the Applicant has and how these will be used during project implementation.

Provide the current organigram or description of the organization's structure to assess the applicant's operational capacity to the implementation of the investment.

The HR capacity, both internal and external, to implement the project should be outlined. One should describe how the project's activities will be operated and maintained after the project's completion, specifying the structures that are, or will be put, in place to implement the planned investment. The names and ID numbers of the identified personnel shall be provided,

and the roles and functions of personnel must also be defined in relation to the proposed project. The Project Selection Committee may request a copy of the CV of the identified personnel in order to confirm their viability towards the project.

Any documentation supporting the above, including any organigram, are to be uploaded in [Section 6.1](#) of the Application Form. (Max 5,000 characters).

c. Outline the Operational Capacity and Operating Costs related to the sustainability of the Investment post-project including the post-project organisation's structure.

The Applicant should provide an updated post-project organigram or description of the organization's structure to assess the applicant's operational capacity to the sustainability of the investment. Identify the segregation of the level of management and control and include an overview of the expertise of the key personnel who will lead the project.

Provide information about any internal control standards and systems that are in place within the enterprise, and the methodologies to be adopted during the implementation of the proposed project.

Any quality standards, such as quality planning, quality control, quality assurance and quality improvement in relation to the proposed project, adopted by the applicant and provided in the application will also be considered.

Provide the operating costs of the investment for the duration of the durability.

Any documentation supporting the above, including any organigram, are to be uploaded in [Section 6.1](#) of the Application Form. (Max 5,000 characters).

3.5 – Project Risk Assessment

a. Identify and describe any risks that might impact the implementation of the project and indicate the probability of these risks happening.

Indicate the identified risks, the level of risk the proposed project is exposed to and the probability of these risks happening. Applicants should consider the level of complexity that the project entails. For example, applicants should take into account whether any of the equipment/activities intended to be procured shall require customisation or whether these may be available off the shelf. The introduction of complex customized products/activities will raise the implementation risk. (Max 5,000 characters)

b. How do you intend to mitigate these risks?

Describe what measures will be set up to ensure that these identified risks are minimised. Demonstrate the capacity to deliver the project and indicate whether there is a contingency plan to compensate for adverse effects on timetable, expenditure and outputs. (Max 5,000 characters)

3.6 – Do No Significant Harm Principle

Confirm that the planned investment respect the conditions of the Do No Significant Harm (DNSH) principle in line with Article 17 of Regulation 2020/852.

For the scope undertaken under this scheme four of the six environmental objectives, being climate change mitigation; climate change adaptation; the transition to a circular economy including waste prevention and recycling; pollution prevention and control have been identified that require a substantive assessment.

Projects that do not respect the above objectives will not be considered eligible. In this regard applicants are asked to confirm that the answer is ‘no’ whilst confirm that the answer is ‘yes’ in relation to that at least 70% (by weight) of the non-hazardous construction and demolition waste generated on the construction site shall be prepared for re-use, recycling and other material recovery and to provide an explanation to this effect. Where necessary, applicants may also provide further analysis and/or supporting documents, in a targeted and limited manner, to further substantiate their replies to these questions.

Climate change mitigation: Is the measure expected to lead to significant GHG emissions?

- ☐ NO
- ☐ YES

In the box below, please explain your above reply.

Climate change adaptation. Is the measure expected to lead to an increased adverse impact of the current climate and the expected future climate, on the measure itself or on people, nature or assets?

- ☐ NO
- ☐ YES

In the box below, please explain your above reply.

The transition to a circular economy, including waste prevention and recycling: Is the measure expected to lead to significant inefficiencies in the use of materials or in the direct or indirect use of natural resources; will it significantly increase waste; or, cause significant harm to the environment?

- ☐ NO
- ☐ YES

In the box below, please explain your above reply.

--

Do you confirm that at least 70% (by weight) of the non-hazardous construction and demolition waste generated on the construction site shall be prepared for re-use, recycling and other material recovery, including backfilling operations using waste to substitute other materials, in accordance with the waste hierarchy, Article 11.2 (b) of Directive 2008/98/EC on waste and the EU Construction and Demolition Waste Management Protocol?

- ☐ YES
- ☐ NO

In the box below, please explain your above reply.

--

Pollution prevention and control: Is the measure expected to lead to a significant increase in the emissions of pollutants into air, water or land?

- ☐ NO
- ☐ YES

In the box below, please explain your above reply.

--

When it comes to the *Do No Significant Harm Principle* applicants are asked to confirm that the answer is 'NO', thus confirming adherence to the environmental objectives and to provide an explanation to this effect. Where necessary, applicants may also provide further analysis and/or supporting documents, in a targeted and limited manner, to further substantiate their replies to these questions. **Projects that do not respect the above objectives will not be considered eligible.**

Furthermore, in relation to *the transition to a circular economy, including waste prevention and recycling principle*, applicants are to confirm that at least 70% (by weight) of the non-hazardous construction and demolition waste generated on the construction site shall be prepared for re-use, recycling and other material recovery. Therefore, the answer to this criterion is to be '**YES**'.

For the scope undertaken under this scheme four of the six environmental objectives, being climate change mitigation; climate change adaptation; the transition to a circular economy including waste prevention and recycling; pollution prevention and control have been identified that require a substantive assessment.

1. Climate Change mitigation

The assessment is to indicate if the project is expected to lead to significant GHG emissions. Applicants are asked to confirm that the answer is 'no' and to provide a substantive explanation confirming adherence to climate change mitigation.

Example:

Environmental Objective	Yes	No	Substantive explanation
Climate Change mitigation: Is the project expected to lead to significant GHG emissions?		x	<p>The buildings are not dedicated to extraction, storage, transport or manufacture of fossil fuels and therefore are not expected to lead to significant GHG emissions.</p> <p>The renovation programme has the potential to reduce energy use, increase energy efficiency, leading to a substantial improvement in energy performance of the buildings concerned, and significantly reduce GHG emissions. As such, the projects will contribute to the national target of energy efficiency increase per year, set out according to the Energy Efficiency Directive (2012/27/EU) and the Nationally Determined Contributions to the Paris Climate Agreement. This measure will lead to a reduction in GHG emissions.</p> <p>The renovation investment may target, amongst others:</p> <ul style="list-style-type: none"> • The Replacement of existing glazing with glass of lower U value; • The Installation of external shading to apertures; • The Installation of external wall insulation; • The Replacement of existing lighting with LED equivalent; • The Installation of roof insulation and reflective painting; • The Installation of a Building Management System; • The Installation of Instantaneous Water Heaters; • The Replacement of conventional air-conditioners; and • The installation of a BIPV system. <p>Applicants are encouraged to incorporate possible greening and/or climate mitigation measures.</p> <p>Supporting documentation to sustain this can be provided in Section 7.</p>

2. Climate change adaptation

The applicant is to indicate if the project is expected to:

lead to an increased adverse impact of the current climate and the expected future climate, on the measure itself or on people, nature or assets.

Applicants are asked to confirm that the answer is 'no' and to provide a substantive explanation confirming that the company is contributing toward climate adaptation.

Environmental Objective	Yes	No	Substantive explanation
Is the measure expected to lead to an increased adverse impact of the current climate and the expected future climate, on the measure itself or on people, nature or assets?		x	<p>The measure requires the economic operators to ensure that the technical building systems in the renovated buildings are optimised to provide thermal comfort to the occupants even in those extreme temperatures and therefore there is thus no evidence of significant negative direct and primary indirect effects of the measure across its life cycle on this environmental objective.</p> <p>Supporting documentation to sustain this can be provided in Section 7</p>

3. The circular economy, including waste prevention and recycling

The applicant is to indicate if the project is expected to:

- (i) lead to a significant increase in the generation, incineration or disposal of waste, with the exception of the incineration of non-recyclable hazardous waste; or
- (ii) lead to significant inefficiencies in the direct or indirect use of any natural resource at any stage of its life cycle, which are not minimised by adequate measures; or
- (iii) cause significant and long-term harm to the environment in respect to the circular economy

Applicants are asked to confirm that the answer is 'no' and to provide a substantive explanation confirming that the company is contributing towards the transition to a circular economy including waste prevention and recycling.

Furthermore, in relation to environmental objective - *The transition to a circular economy, including waste prevention and recycling principle*, applicants are to confirm that at least 70% (by weight) of the non-hazardous construction and demolition waste generated on the construction site shall be prepared for re-use, recycling and other material recovery. Therefore, applicants are asked to confirm that the answer to this criterion is 'yes'.

Environmental Objective	Yes	No	Substantive explanation
The circular economy, including waste prevention and recycling: Is the measure expected to lead to significant inefficiencies in the		x	<p>The measure requires the economic operators to ensure that the measure is not expected to:</p> <p>(i) lead to a significant increase in the generation, incineration or disposal of waste, with the exception of the incineration of non-recyclable hazardous waste; or</p>

use of materials or in the direct or indirect use of natural resources; will it significantly increase waste; or, cause significant harm to the environment?			<p>(ii) lead to significant inefficiencies in the direct or indirect use of any natural resource at any stage of its life cycle, which are not minimised by adequate measures; or</p> <p>(iii) cause significant and long-term harm to the environment in respect to the circular economy?</p> <p>Furthermore, applicants are encouraged to include technical specifications that support circularity, and increased resource efficiency. Applicants are also encouraged to reuse and recycle as much as is possible.</p> <p>Supporting documentation to sustain this can be provided in Section 7.</p>
Do you confirm that at least 70% (by weight) of the non-hazardous construction and demolition waste generated on the construction site shall be prepared for re-use, recycling and other material recovery, including backfilling operations using waste to substitute other materials, in accordance with the waste hierarchy, Article 11.2 (b) of Directive 2008/98/EC on waste and the EU Construction and Demolition Waste Management Protocol?	x		<p>The measure requires the economic operators carrying out the building renovation to ensure and confirm that at least 70% (by weight) of the non-hazardous construction and demolition waste (excluding naturally occurring material referred to in category 17 05 04 in the European List of Waste established by Decision 2000/532/EC) generated on the construction site will be prepared for re-use, recycling and other material recovery, including backfilling operations using waste to substitute other materials, in accordance with the waste hierarchy and the EU Construction and Demolition Waste Management Protocol.</p> <p>Supporting documentation to sustain this can be provided in Section 7.</p>

4. Pollution prevention and control

Pollution prevention and control: Is the measure expected to lead to a significant increase in the emissions of pollutants into air, water or land?

Applicants are asked to confirm that the answer is 'no' and to provide a substantive explanation and confirming that the measure is not expected to lead to a significant increase in the emissions of pollutants into air, water or land.

Environmental Objective	Yes	No	Substantive explanation
Pollution prevention and control: Is the measure expected to lead to a significant increase in the emissions of pollutants into air, water or land?		x	<p>The operators carrying out the renovation are required to ensure that building components and materials used in the building renovation do not contain asbestos nor substances of very high concern as identified on the basis of the list of substances subject to authorisation set out in Annex XIV to Regulation (EC) No 1907/2006;</p> <p>The operators carrying out the renovation are required to ensure that building components and materials used in the building renovation that may come into contact with occupiers emit less than 0,06 mg of formaldehyde per m³ of material or component and less than 0,001 mg of categories 1A and 1B carcinogenic volatile organic compounds per m³ of material or component, upon testing in accordance with CEN/TS 16516 and ISO 16000-3 or other comparable standardised test conditions and determination method;</p> <p>Appropriate measures are to be taken to reduce noise, dust and pollutant emissions during renovation works.</p> <p>Supporting documentation to sustain this can be provided in Section 7</p>

When it comes to procurement processes, specifications are to contain conditions related to adherence of relevant DNSH. This could include for instance, a minimum percentage of construction and demolition waste that will be prepared for reuse and recycling.

It is to be noted that buildings located in or near biodiversity – sensitive areas (including the Natura 2000 network of protected areas, as well as other protected areas) are excluded under this grant scheme. (Max 5,000 characters)

Section 4 - Additional Information

4.1 – Additional Information

Please provide any additional information relating to previous sections which you feel is relevant.

Insert the information by using the section and sub-section reference number relevant to this call, for ease of reference.

--

Section 5 – Declaration

5.1 – Declaration Form

Double Funding

I **declare** that the Undertaking has not already been approved or granted public funding in relation to the activities for which assistance is being requested through this application and that it will not apply for it from National or European Union sources, including NextGeneration EU, Cohesion Policy, or any other EU or National funding schemes. If the answer is NO because public funding has been applied for or approved, then a copy of the documentation is to be attached with the application – **YES/NO** (*mark as applicable*)

Family Relationships

I **declare** that the Applicant's shareholders/partners/self-employed person (*depending on the legal form*) has family relationships who have an economic activity (*either through shareholding or as a self-employment*) in the same or adjacent sector (if the answer is NO, details including the unique enterprise identification number [such as ID number / C number / VAT number] are attached with this declaration) – **YES/NO** (*mark as applicable*)

I **declare** that the Applicant's shareholders/partners/self-employed person (*depending on the legal form*) has family relationships who have an economic activity (*either through shareholding or as a self-employment*) which are is not in the same or adjacent sector (if the answer is NO, details including the unique enterprise identification number [such as ID number / C number / VAT number] are attached with this declaration) – **YES/NO** (*mark as applicable*)

I **confirm** that any changes in the composition of the applicant (including shareholding and/or control) shall not come into effect during the implementation of the project. In any case, should such an instance occur, on behalf of the Undertaking, I shall immediately notify the IB in writing with this change in composition. I acknowledge that the IB reserves the right to withdraw the Grant Agreement further to such changes.

I **declare** that the Applicant's shareholders/partners/self-employed person (*depending on the legal form*) do not have any conflict of interest with anyone involved in the management of EU funds (if the answer is NO, details including name, ID number and relation are attached with this declaration) – **YES/NO** (*mark as applicable*)

Politically Exposed Person

I declare that the Applicant's shareholders are not considered as politically exposed persons (PEPs) in line with the List of Prominent Public Functions published through Government Gazette No. 20,602 of 6th April 2021 which can be accessed from: <https://fiaumalta.org/app/uploads/2023/02/Extract-From-Government-Gazette-6th-April.pdf>. Family members [meaning a spouse/partner; children and their spouse/partner; parents] or close associates of holder of the above listed officers are also to be considered as PEPs – **YES/NO** (*mark as applicable*)

I confirm that the IB may ask for more information to substantiate the Politically Exposed Person declaration.

If considered as a PEP please provide details:

Convictions

I declare that the Applicant (and its shareholder in case of a limited liability company) has not been found guilty of any convictions in the last 3 years and is not subject to any legal or administrative cases and/or proceedings. It is the responsibility of the applicant to disclose any such instances, at the time of application or if they come to light after, within 10 days from when they become known to the applicant. Failure to disclose this information may result in a withdrawal of the grant. - **YES/NO** (mark as applicable)

I confirm that the IB may ask for more information to substantiate the convictions declaration.

If there are convictions or pending proceedings, please provide details:

General Conditions

I **declare** that the Undertaking is not ‘an undertaking in difficulty’, as defined under Article 2(18) of Commission Regulation (EU) No 651/2014 of 17 June 2014 as amended. Based on the audited Accounts/Annual Accounts dated within the two (2) years prior to the year on the declaration.

I **declare** that the Undertaking shall ensure compliance with the rules on cumulation of aid in line with Commission Regulation (EU) No 651/2014 of 17 June 2014 as amended.

I **declare** that the Undertaking is **not subject to an outstanding recovery** order following a Commission decision declaring an aid granted by Malta illegal and incompatible with the internal market.

I declare that the Undertaking is not subject to a recovery order issued by MSD or any other entity responsible for EU Funding. - **YES/NO** (mark as applicable)

If the Undertaking is subject to a recovery order, please provide details:

I **confirm** that the Applicant is in compliance with applicable EU and national legislation and administrative requirements, including fulfilment of fiscal obligations and social security contributions.

I **declare** that no work has started on the action for which assistance for activities is being requested and work shall only be initiated following the date of the granting of the aid pursuant to the approval of this application and the eventual signing of the Grant Agreement.

I **declare** that the Undertaking will maintain operational the project in line with the respective regulations as outlined in the Guidance Notes for this scheme. I confirm that, to the best of my knowledge, there are no obstacles in continuing the project or sustaining the benefits gained from the project following the end of the scheme.

I **declare** that appropriate acknowledgement to EU funding, proportional to the funds received, will be implemented.

I **understand** that any personal data submitted to the IB in relation to this application is processed, in accordance with the Provisions of Regulation (EU) 2016/679 of the European Parliament and of the Council of 27 April 2016 on the protection of natural persons with regard to the processing of personal data and on the free movement of such data, and repealing Directive 95/46/EC (General Data Protection Regulation) and any amendments, by the Measures and Support Division and any other stakeholders and competent parties, authorized to implement, monitor, execute payment, control and audit the project/contract.

I **acknowledge** that a Grant Agreement will be signed on the basis of the information provided in this document and accept that the IB will conduct the necessary checks to confirm eligibility in line with the Grant Scheme and relevant Regulations including the composition and size of the Undertaking and reserves the right to revoke the grant in cases where variations detected result in the Undertaking becoming ineligible.

On behalf of the Undertaking, I **authorise** the IB to make enquiries with the Malta Association of Credit Management to carry out the necessary checks in line with the Regulations and Good Governance principles and to make enquiries with competent Authorities including but not limited to JobsPlus, to verify any information submitted in relation to this application and to conduct checks to establish the eligibility of this application.

On behalf of the Undertaking, I **acknowledge** that the IB reserves the right to refuse or withdraw an application by a potential applicant or beneficiary on the basis of actual, potential or perceived reputational harm and/or unwanted or unfavourable publicity to the IB, the Government of Malta and EU funds.

I **declare** that the entries in this Declaration form, the details in the whole **Application Form** which is being submitted through this electronic system and any other annexes enclosed are, to the best of my knowledge and belief, correct. I understand that should it result otherwise, the project application may be rejected or lead to an eventual recovery of funds subject to the applicable recovery rates as issued by the European Commission.

Authorised Representative of the Applicant

Signature

(Name in Block Letters)

Date

ID Number

The declaration form is to be signed by the same Authorised Representative identified in Section 2.1 of this application.

A soft copy of this declaration form is to be uploaded under **Section 6.1 of the Application Form**, whilst the **original** copy is to be filed for future reference.

If the information given in the application form is found to be false or deliberately misleading, any EU Funds awarded may be withdrawn and any funds paid may be recovered from the Undertaking.

- In the part relating to *Double Funding*, the Applicant is to mark YES or NO and, in those cases, where NO is marked, a copy of the documentation is to be uploaded with this declaration.
- In the part relating to *Family Relations*, the Applicant is to mark YES or NO in each of the statements and, in those cases, where NO is marked meaning that the Applicant's shareholders/partners/self-employed person:
 - i. has family relationships who have an economic activity (either through shareholding or as a self-employment) in the same or adjacent sector or;
 - ii. has a family relationship who have an economic activity which are is not in the same or adjacent sector
 - iii. has any conflict of interest with anyone involved in the management of EU funds

a copy of the details including the unique enterprise identification number [such as ID number / C number / VAT number] are to be uploaded with this declaration.

- In the parts relating to *Politically Exposed Persons*, *Convictions* and *Recovery Order* (under General Condition) the Applicant is to mark YES or NO and if YES is chosen, to provide details in the space provided.
- In the part relating to *Size of Undertaking*, the Applicant is to mark YES or NO and, in those cases, where NO is marked, the Undertaking is considered not to be an SME.

Section 6 – Checklist of Attachments

6.1 – Checklist of Attachments

Documents Checklist
Declaration Form*
Statement by a warranted Architect or Engineer *
Compliance Certificate issued by the by the Malta Tax and Customs Administration (MTCA)*
NACE Code Confirmation*
Private Match Financing*
GANTT Chart or Schedule of Works *
Declaration of Authorization**
Certificate of Registration**
Copy of Memorandum of Articles of Association / Legal document constituting the Enterprise**
Audited Financial Statements and/or the Management Accounts**
Copies of any necessary Permits*
Declaration by Trustees or Fiduciary**

*These items are required

**These items are to be uploaded only when necessary (*Please vide notes below to determine if necessary*)

List of required documents

- **Declaration Form** – as identified in [Section 5.1](#)
- **Statement by a warranted Architect or Engineer -**
 - Identification of the useful floor area eligible for reimbursement (in square metres) accompanied by a site plan of such floor area
 - Listing the interventions being proposed and the projected reduction in Primary Energy Demand achievable through the proposed interventions.
 - In those cases where the investment leads to a PED reduction of at least 40%, the statement shall confirm that the investment is to improve the energy performance of the building beyond the level imposed by minimum energy performance standards qualifying as Union standards entering into force within less than 18 months from the moment the investment is implemented and finalised.
- **Compliance Certificate issued by the Malta Tax and Customs Administration (MTCA) –**

Requests for the Compliance Certificates (Income tax, FSS and VAT) are to be addressed to the Malta Tax and Customs Administration generic email - certificates.mtca@gov.mt

To note that in case of a partnership the Compliance Certificate is to be provided for both the Partnership and all partners involved.

- **NACE Code confirmation** – as identified in [Section 2.2](#)
- **GANTT Chart or Schedule of Works** – showing the proposed work to be completed each month during the project timeline.
- **Private Match Financing** –
Provide documented evidence to prove that the applicant has available private funds, i.e. funds not originating from any source of public funding, to see through the project. This can be evidenced for example through:
 - *The provision of a Letter of Intent/Sanction Letter issued by a bank (identifying the amount of lending that the bank is willing to lend); or*
 - *Bank Statements showing that the enterprise has the necessary liquidity; or*
 - *In the case that private sources such as crowd funding etc shall be used, documented evidence that such funds are readily available is to be submitted; or*
 - *Any other documented evidence showing that the applicant has access to the necessary private funds.*

List of documents to be uploaded where and as necessary

- **Declaration of Authorization** –
The Declaration of Authorization is to be uploaded in those cases where it is applicable. Where the Memorandum of Articles of Association identify the Authorised Representative and are available at the MBR or the Malta Co-Operative Board or where the Applicant Undertaking is a Self Employed, no declaration of Authorization is required.
- **Certificate of Registration** –
The Certificate of Registration is to be uploaded in those cases where it is applicable. For a Sole Trader/Self Employed this does not apply.
- **Copy of Memorandum of Articles of Association / Legal document constituting the Enterprise** –
In those cases where the latest copy of these documents is not deposited with the Malta Business Registry (MBR) or the Malta Co-Operative Board, or the case that the applicant is not a registered company or co-operative, a copy is to be uploaded with the application form.
- **Copies of any necessary Permits** – Copies of any necessary permits such as Planning Permits issued in relation to activities for which support is being requested.
- **Declaration by Trustee or Fiduciary** – as identified in [Annex I](#)
- **Additional Supporting Documentation**
- **Audited Financial Statements and/or the Management Accounts** –
Applicants are to provide a copy of the **Audited Financial Statements and/or the Management Accounts** for the two financial years prior to the year of submission of the application for the applicant enterprise and all the linked and partner enterprises, In line with MBR obligations of registered companies found [here](#). The most recent year for the applicant must have been closed within the last 18 months. A single financial document containing comparative data of the annual accounts of both years under assessment will be accepted. An income statement for the Applicant is nonetheless always required. No documents would need to be submitted if a copy of these

documents as outlined hereunder is already deposited with the Malta Business Registry (MBR) or the Malta Co-Operative Board.

- In the case of applicant, linked and partner enterprises without a legal obligation to prepare financial statements the Management Accounts (Profit & Loss Statements/Income Statement and Balance Sheet/Statement of Assets and Liabilities) certified by a CPA is to be provided.
- In the case of a Sole Trader/self-employed, a copy of the Income Tax Return dated within the two financial years prior to the date of submission of the application together with a Profit and Loss Statement certified by a Certified Public Accountant together with a declaration by the Certified Public Accountant (CPA) identifying the Current and Fixed Assets as well as the Short-Term and Long-Term Liabilities of the applicant.
- In the case of a Voluntary Organisation, Applicants, linked and partner enterprises are to provide the financial statements as required by LN 317 of 2020 cap 492.2.
- In the case of a Start-up established not over 2 years from the date of application (including Sole Trader/self-employed) not having the above documentation, a Profit & Loss Account/Income Statement, Cash Flow Projections and a Balance Sheet/Statement of Assets and Liabilities certified by a CPA is to be provided.

Where these Financial Statements are not available on the Malta Business Registry (MBR) or the Malta Co-Operative Board, accounts are to be uploaded through this section.

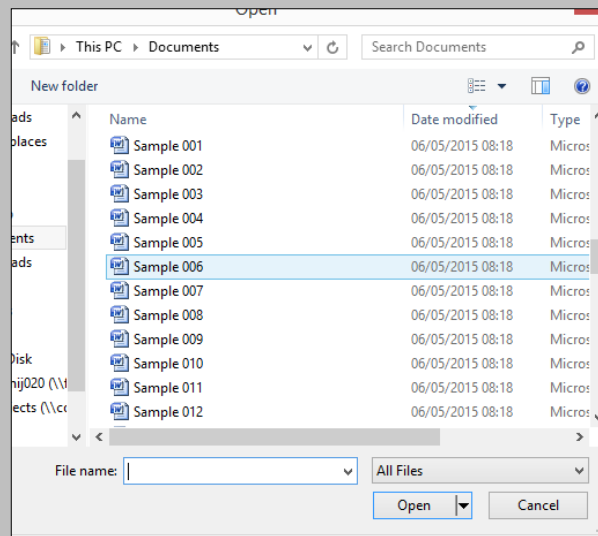
The accounts files for the Applicant are to be uploaded as **Audited Financial Statements and/or the Management Accounts** and any other documents are to be uploaded as **Additional Documents**. One should note that each annual accounts should be saved in one *.pdf* document or in a *zip* file.

It is the responsibility of the Applicant to ensure that **all** the necessary documents are included under this Section. For ease of reference a checklist has been provided in the application form.

After accessing the relevant uploading Section, titled 'Checklist of Attachments', the application form displays an information table containing details of the type of **document**, the name of the **uploaded file**, a '**Choose File**' button, a '**View**' button and a '**Remove**' Button.

When uploading files, Applicants need to ensure that no commas (,) are in the file name.

In order to upload a file, the User must click on '**Choose File**' following which, he/she will be prompted to select the file to be uploaded.

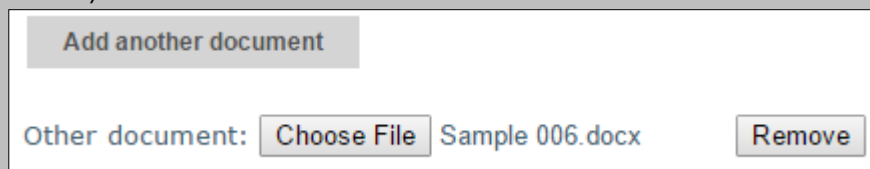


When the file is chosen (and the User clicks on 'Open') the system returns to the uploading screen. It is important to point out that at this stage the file is still not uploaded in the system. In order to upload the file in the system the User will need to click on the **'Save'** Button (on the right of the screen).

At this stage the User may opt to either continue inputting other documents (by clicking on the relevant **'Choose File'** buttons in the other rows), viewing the document (by clicking on the **'View'** button) or removing the document (by clicking on the **'Remove'** button).

The User will have the option to also upload documents which are not listed in the information table. This can be done by clicking the 'Add another document' button beneath the previously mentioned information table. On clicking such button the User will be prompted to choose a document to be uploaded.

Once selected, the document name will appear adjacent to the 'Choose File' button (as shown).



At this stage the document is not actually uploaded to the system. This will take place only when the 'Save' button is selected. Before the application form is saved, the User can click on the 'Remove' button and the selected file will be removed (without being saved). Alternatively, clicking on 'Choose File' will allow the User to select another document which will replace the one previously selected.

Once the User is satisfied that the correct document to be uploaded has been selected, the applicant may proceed with saving the application form (following which the document will be uploaded). The User will know that the upload has been successful because the document will appear as 'Other' in the information table. There is no limit on the number of 'Other' documents that can be uploaded in the system.

Once the application is fully validated, one may submit the application. Once an application is submitted an email will be received with the application number. This is to be retained by the Applicant together with the original Declaration Form and a copy of the Application for future reference.

For re-submission of applications following a request for rectifications one can only upload documents using the add supporting document function within the attachments section, and that existing documents cannot be replaced, for audit purposes. You are click the save button with every document uploaded to ensure that they are indeed actually added to the submission, then click the submit button once done.

Annex I – Declaration by Trustee or Fiduciary

Applicants who have linked or partner enterprises represented by Trustees or Fiduciaries must submit a declaration with the information of these enterprises. The declaration form can be found from: <https://fondi.eu/wp-content/uploads/2023/01/Declaration-by-Trustee-or-Fiduciary-RRP.xlsx>.

A declaration for each enterprise represented by Trustees or Fiduciaries must be submitted.

The declaration should be filled in by the Legal Representative of the Trustee/Fiduciary Company.

On the upper left-hand corner of the declaration, the person filling in the declaration should insert the Date of Declaration and the name of the Company applying for the grant in the available fields.

In the left-hand column the Company Registration number, or in the case of an individual, the ID Card No., of all involved is to be listed. In the right-hand column, the name of the Company/Individual/Entity should be filled in.

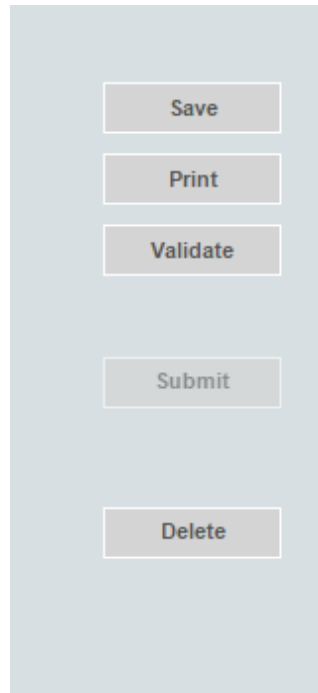
The declaration must then be signed by the Legal Representatives of the Trustee/Fiduciary Company.

Once the declaration has been signed (in blue ink), it should be scanned and uploaded in Section 6.1 of the online Application Form.

Failure to submit the Declaration Form, or the submission of an incomplete Declaration Form will render the Application Form ineligible.

Annex II – Exporting and saving the Application Form

Applicants may generate a copy of the online application form, in either Excel, Word or PDF format (whichever is required), at any stage of the application process. This can be done by clicking on the print functionality button that is available on the right-hand side of the screen (see below).



This shall then generate a screen informing the user that the application form is being exported. Applicants are to click on the “floppy disk” icon found at the top right corner of the screen and generate this application form in the format required.



**Funded by the
European Union**
NextGenerationEU