



**GOVERNMENT  
OF MALTA**



# Digitalise your SME

## User Guide to the Application Form

Version: 1.2<sup>1</sup>

Date: 15 June 2025

---

<sup>1</sup> Update to Version 1.1 dated 26 March 2025



**Co-funded by  
the European Union**



## Contents

Section 1 – Disclaimer C Executive Summary .....	4
1.1 - Disclaimer .....	4
1.2 - Executive Summary.....	5
Section 2 – The Applicant.....	6
2.1 - Applicant Details .....	6
2.2 - Applicant’s Core Business Activities .....	11
2.3 - Past Experience in EU Funded Projects .....	11
Section 3 – The Project.....	13
3.1 – Project Details.....	13
3.1.1 – Proposed Investment Initiative .....	13
3.2 - Project Excellence.....	14
3.3 – Project Impact and Sustainability .....	15
3.4 - Project Quality and Efficiency of Implementation and Post Implementation.....	16
3.5 – Project Risk Assessment.....	17
3.6 - National and Horizontal Priorities .....	18
3.7 – Do No Significant Harm Principle .....	19
Section 4 – Financial Plan.....	21
4.1 - Financial Plan.....	21
Section 5 - Additional Information .....	24
5.1 – Additional Information .....	24
Section 6 – Declaration .....	25
6.1 – Declaration Form .....	25
Section 7 – Checklist of Attachments .....	31
7.1 – Checklist of Attachments .....	31
Annex I – de <i>Minimis Aid</i> .....	38
How to Fill the de <i>Minimis</i> Declaration Form .....	39
Annex II – Ethical AI and Societal Well-Being Assessment .....	42
Annex III – Declaration by Trustee or Fiduciary.....	47
Annex IV – Exporting and saving the Application Form .....	48

## How to best make use of this User Guide

This User Guide is meant to support applicants as follows:

- The application is online and therefore to fill in and submit an application one needs a User Account.
  - If you already have this User Account, proceed with the application.
  - If not, go to [Tutorial: Application Portal Sign In Procedure](#) to seek guidance how to register your User Account.

- **Project Title** - The first step when compiling an application is to insert a **Project Title** and a **Project Summary**. Once these are inserted, the user is required to click the '*Create*' button.

Note that once the '*Create*' button is clicked the Project Title cannot be amended. It is suggested that the project title is kept concise and clearly describes the investment project. Meanwhile, the Project Summary can be amended later in the Executive Summary.

- The application is presented in five sections (Section 1 to 5) and each respective section is supported with relevant tips and information how to fill the data. For easier reference, the tips and information are provided in boxes with a grey background.
- Annex I to Annex III provide other information needed to support the application.
- Should ICT technical support be required, kindly contact the Measures and Support Division on 2555 2642 or [msd.eufunds@gov.mt](mailto:msd.eufunds@gov.mt), or the Structural Funds Database (SFD) Unit on 2555 2646 or [support.fondi.eu@gov.mt](mailto:support.fondi.eu@gov.mt)

## Section 1 - Disclaimer s Executive Summary

### 1.1 - Disclaimer

#### **DISCLAIMER:**

Applications for assistance under the Digitalise your SME are subject to a minimum grant threshold of €25,000 and a maximum grant threshold of €120,000. An additional 7% flat rate is applicable to cover indirect costs, bringing the overall maximum grant maximum grant value to €128,000.

For projects incorporating AI-related investments, the maximum grant threshold may be increased by up to €100,000. This increase is also subject to an additional 7% flat rate for indirect costs, resulting in a maximum additional AI threshold of €107,000.

The aid intensities are as follows:

#### ***de Minimis***

**Malta – 50%**

**Gozo – 60%**

Applications which include Cyber Security, Internet of Things (IOT), Artificial Intelligence (AI), Big Data analysis, Cloud Computing or Quantum Technology shall have their aid intensity for those specific items topped up by 10% in line with Malta’s Digital Decade Strategic Roadmap 2023 – 2030 targets. This budget is being provided by the Malta Digital Innovation Authority (MDIA). This top-up will be provided subject to budget availability.

For AI-related projects, the 10% top-up on the additional threshold shall be funded by MDIA and disbursed one year after project completion, subject to the submission of both a productivity gains report and an ethical AI and societal well-being report. This top-up will be provided subject to budget availability.

AI-related projects that do not exceed the standard maximum grant of €120,000 but include eligible staff costs may opt to fall under the additional AI threshold. In such cases, 25% of the grant amount (up to €25,000) may be allocated to staff costs, subject to the submission of an Ethical AI and Societal Well-Being assessment and a productivity gains forecast report.

Applications who meet not more than 6 of the 12 digital intensity technologies and who will achieve at least 7 or more of the 12 digital intensity technologies following the completion of the project will have their aid intensity topped up by 5%.

I hereby **declare** that this application is being submitted under the following threshold:

- *General Threshold*
- *General Threshold and the Additional AI Threshold*
- *AI Threshold only*

## 1.2 - Executive Summary

Call					
Scheme					
Priority					
Specific Objective					
Project Title					
Project Summary					
Start Date		End Date			
<b>Grant Requested</b>					
Amount of public funding needed for the project				€	<input type="text"/>
<b>Total Financial Plan</b>					
Eligible	€	VAT Eligible		Total Eligible	€
Non Eligible	€	VAT Non Eligible	€	Total Non Eligible	€
				Total	€
<b>Total Gozo Contribution Financial Plan</b>					
Eligible	€	VAT Eligible		Total Eligible	€
Non Eligible	€	VAT Non Eligible	€	Total Non Eligible	€
				Total	€

Users are to note that all the fields in the Executive Summary are filled in automatically from the respective section and no information needs to be inserted by the applicant.

## Section 2 - The Applicant

### 2.1 - Applicant Details

Legal Name of Applicant	
Authorized Representative	
ID No.	
e-Mail Address	
Legal Form of Enterprise	<i>(Choose option)</i> Limited Liability Company Partnership Self Employed Co-operative Society Other
Registration/Identification Number	
Date Established	
Registered Address	
Post Code	
Phone Number	
VAT Number	
Website Address	
Project Manager	
Position within Enterprise	
Phone Number	
e-Mail Address	

The data fields in the section 'Applicant Details' are to be filled in by the user as follows:

**Legal Name of Applicant –**

- Limited Liability Company – Name as defined in the Memorandum of Articles of Association;
- Partnerships and Co-operatives - Name outlined in the Deed of Partnership; and
- Sole trader/Self-employed persons - Name of same self-employed person.

**Authorised Representative –** The Authorised Representative is an individual appointed by the applicant Undertaking to enter into agreements on its behalf as outlined in the Memorandum of Articles of Association or pursuant to a Declaration of the Board of Directors. In case where the Authorised Representative is not the person identified in the latest Memorandum of Articles of Association deposited with the Registrar of Companies and is nominated through a declaration, a copy of this Declaration is to be uploaded in **Section 7.1 of the Application Form**. In the case of Sole traders/Self employed this should be the name of the same self-employed person.

**ID number –** The identification number of the Authorised Representative is to be inserted. Do not include any characters other than **Numbers and one letter**.

**e-mail Address –** The e-mail address of the Authorised Representative is to be included.

**Legal Form of the Enterprise –** The user is to choose one of the options provided in the drop-down menu. If the user chooses '**Other**', then the Legal Form of the enterprise is to be specified in the respective field.

**Registration/Identification Number –** The Registration/Identification Number is the official registration number of the company or partnership in terms of the Companies Act, Chapter 386 of the Laws of Malta or the respective legal framework under which the applicant enterprise is registered. In those instances where the Applicant is not registered under Chapter 386 of the Laws of Malta, the user is to upload the legal document constituting the Enterprise under **Section 7.1 of the Application Form**. **Sole Traders/Self Employed** should enter their Identity Card Number.

**Date Established –** The user is to select the date from the dropdown calendar. The Date of Establishment of the enterprise may be one of the following:

- a) for limited liability companies, the Establishment Date shall be the date of registration with the MBR;
- b) in the case of self-employed, shall be considered to be the date the person registered as a self-employed person with JobsPlus;
- c) in the case of partnerships, the establishment date shall be considered to be the date of the deed establishing the partnership;
- d) in the case of associations, the date of the Statute establishing the association.
- e) In the case of co-operatives, the establishment date shall be considered as the date of the registration of the co-operative with the Co-operatives Board.
- f) In the case of others, the establishment date shall be considered as the date of registration of the organisation in terms of the applicable law of its establishment.

**Registered Address –** The user is to insert the registered address of the enterprise.

**Post Code –** Insert the respective Post Code.

**Phone Number –** Insert the phone number of the enterprise.

**VAT number –** Insert the VAT number of the enterprise.

**Website address** – Insert the website address of the enterprise. In case the enterprise **does not** have a website, kindly input 'Not Applicable' in the field.

**Project Manager** – The Project Manager is the person responsible for the implementation of the investment project. Only **ONE** Project Manager can be responsible for the investment project at any one time, even if the investment project is composed of different activities.

**Position within Enterprise** – The user must provide the Project Manager's position within the enterprise. In case the Project Manager is someone external to the applicant enterprise, then this is to be specified accordingly.

**Phone number** – Enter the contact number of the Project Manager.

**E-mail address** – Enter the e-mail address of the Project Manager.

#### **Confirmation by Applicant**

**Users are to note that when Section 2.1 is filled with the relevant details and validated, a notification email shall be sent to the Applicant to confirm the application. Unless the Applicant confirms the application, the system will not enable submission of the**

#### **Size of Undertaking**

In line with the provisions of Annex I Commission Regulation (EC) No 651/2014 of 17 June 2014, the composition of the Undertaking is to be identified.

**List all enterprises which are linked to the applicant Undertaking as at date of application.**

**Linked enterprises** are enterprises which have any of the following relationships with each other:

- (a) an enterprise has a majority of the shareholders' or members' voting rights in another enterprise;
- (b) an enterprise has the right to appoint or remove a majority of the members of the administrative, management or supervisory body of another enterprise;
- (c) an enterprise has the right to exercise a dominant influence over another enterprise pursuant to a contract entered into with that enterprise or to a provision in its memorandum or articles of association;
- (d) an enterprise, which is a shareholder in or member of another enterprise, controls alone, pursuant to an agreement with other shareholders in or members of that enterprise, a majority of shareholders' or members' voting rights in that enterprise.

Enterprises having any of the relationships described in a) to d) above through one or more other enterprises, or any one of the investors mentioned under Partner Enterprise, are also considered to be linked.

Enterprises which have one or other of such relationships through a natural person or group of natural persons acting jointly are also considered linked enterprises if they engage in their activity or in part of their activity in the same relevant market or in adjacent markets.

Enterprise Name	Registration Number	
<p><b>List all enterprises which are partnered to the applicant Undertaking as at date of application.</b></p> <p><b>Partner enterprises</b> are enterprises that do not fall within the definition of linked enterprises (see above) but which hold, either solely or jointly with one or more linked enterprises 25% or more (up to 50%) of the capital or voting rights of another enterprise.</p>		
Enterprise Name	Registration Number	Shareholding %
<p><b>In line with the provisions of the above quoted EC Regulation, the Undertaking is:</b></p> <ul style="list-style-type: none"> <li>• <b>Micro</b></li> <li>• <b>Small</b></li> <li>• <b>Medium - sized</b></li> </ul>		

If the Applicant is not registered under Chapter 386 of the Laws of Malta, please upload the legal document constituting the Enterprise under the section Checklist of Attachments as applicable.

The Applicant needs to indicate the **Size of Undertaking**. The Size of the Undertaking is based on Annex I Commission Regulation (EC) No 651/2014 of 17 June 2014. The regulation can be found [here](#). For more detailed information, one may access the online 'User guide to the SME definition' from [here](#).

Basing on the afore-mentioned regulation, users are to identify their Linked and Partner enterprises by filling in the details of each respective Linked or Partner enterprise.

- For Linked Enterprises fill in the Enterprise Name and the Registration Number (eg. C99999);
- For Partner Enterprises fill in the Enterprise Name, the Registration Number and the Shareholding % (eg. 25).

If any of the Linked and Partner enterprises is represented by either a Trustee or Fiduciary, a declaration by each Trustee or Fiduciary is to be uploaded in **Section 7.1 of the Application Form**. Any Linked and Partner enterprises listed in the declarations provided by the Trustee or Fiduciary are to be listed together with the other Linked and Partner Enterprises. Should one need more space where to add any Linked and/or Partner enterprises one can do so by clicking on the 'Add another enterprise' button under the respective tables.

In case an Applicant is an Autonomous Undertaking, the user is to insert the words 'Not Applicable' in the first row of the respective tables and a '0' under the column 'Shareholding %'. This will enable the proper saving and validating of data.

Then determine the size of the Undertaking by calculating the Headcount, Turnover and Balance Sheet Total of the Applicant enterprise. Follow the steps explained in the 'User guide to the SME definition'.

The table below also acts as a guideline on how the Undertaking size can be determined.

Company category	Staff headcount	Turnover	or	Balance sheet total
Medium-sized	< 250	≤ € 50 m		≤ € 43 m
Small	< 50	≤ € 10 m		≤ € 10 m
Micro	< 10	≤ € 2 m		≤ € 2 m

The user is to then select **Micro Enterprise**, **Small Enterprise** or **Medium-sized Enterprise** (for applications under *de Minimis*); **Start-up-Micro Enterprise** or **Start-up-Small Enterprise** (for applications under *Start-up*) from the drop-down menu to specify the size of the Undertaking.

Following the completion of this segment, the user must save the application form by clicking on the 'Save' button found on the right-hand side of the screen in order to populate the drop-down function found in the next question.

**It is essential for all the fields in this section to be completed for the validation to go ahead.**

## 2.2 - Applicant's Core Business Activities

NACE Code	(Eg.) 2c.70	Manufacture of optical instruments and photographic equipment
-----------	-------------	---

**NACE Code 2.1** – The user is to insert the digits of the NACE code 2.1 describing the commercial activity of the enterprise. Automatically, the respective description of the activity linked to the inserted NACE code will show in the space provided.

Applicants are to note that the NACE classification of an enterprise is usually available in the VAT Information Sheet received together with the VAT Certificate issued by the Commissioner for Revenue. In this regard, enterprises are to ensure that the NACE Code in this VAT Information Sheet truly reflects their actual primary economic activity.

In those cases where applicants do not have such document, they may seek guidance from the Business Register at the National Statistics Office (NSO) through <https://nso.gov.mt/nsos-business-register/>.

As evidence of the applicant enterprise NACE Code, one is to submit either a copy of the VAT Information Sheet or a copy of the communication between the applicant and NSO in Section 7.1 of the application form as Supporting Documents.

Please provide an outline of the Applicant's core business activities.

In this section, the Applicant is requested to provide a background of the enterprise and a short overview of what it does. (Max 5,000 characters)

## 2.3 - Past Experience in EU Funded Projects

Do the Applicant company, Undertaking or Directors have any previous experience in the implementation of projects co-financed through structural funds or other EU Programmes?

- YES
- NO

In the box below, please explain your above reply.

In this section the Applicant is to indicate if the Applicant company, Undertaking or Directors have any previous experience in the implementation of projects co-financed through structural funds or other EU Programmes. Applicants are asked to indicate if the answer is 'yes' or 'no' and to provide an explanation of the experience of the organisation in handling EU funded projects of similar magnitude, budget or nature. The user is to provide all relevant details.

## Section 3 - The Project

### 3.1 - Project Details

Specific Objective	RSO1.2. Reaping the benefits of digitisation for citizens, companies, research organisations and public authorities (ERDF).
--------------------	---

Kindly provide the address where the proposed project will be implemented.	
Address	
Post Code	
Region	<input type="radio"/> Malta <span style="margin-left: 200px;"><input type="radio"/> Gozo</span>
Locality	Select an option

The user is required to specify the **address** where the proposed investment will take place. In this regard, the address and post code are to be inserted in their respective fields, whilst one option from 'Malta' or 'Gozo' is to be selected from the provided options. Identify the exact location of the project by choosing the specific locality from the dropdown menu titled 'Locality'.

Kindly provide the address where the proposed project will take place:	
Address	<input type="text"/>
Post Code	<input type="text"/>
Region	<input checked="" type="radio"/> Malta <span style="margin-left: 200px;"><input type="radio"/> Gozo</span>
Locality	Select an Option <span style="float: right;">▼</span>

#### 3.1.1 - Proposed Investment Initiative

***For all the following questions where applicant is required to fill in details (from 3.1.1 up to 3.5(b)), in case a business plan is provided with the application the Applicant does not need to fill in the same details again in each respective section, but instead indicate in which section of the business plan the required information can be found.***

Provide an overview of the investment being requested.

In this section, the Applicant is requested to provide a short overview of the planned investment for which funding is being requested under the scheme. (Max 5,000 characters)

If this application is submitted for the additional AI threshold, provide an overview of the AI related investment being requested.

In this section, the Applicant is requested to provide a short overview of the planned AI related investment for which the additional AI threshold funding is being requested under the scheme. (Max 5,000 characters)

What would the impact on the proposed investment be without the assistance being applied for through this scheme?

In this section, the Applicant is requested to provide a short overview on how the Applicant would be affected if the funding is not secured. The user may refer to examples such as, amongst others, the eventual delaying of the investment project by postponing activities to a later date or opting not to implement this action altogether. (Max 5,000 characters)

### 3.2 - Project Excellence

Define the investment excellence by describing the proposed work, in terms of:

a. Identification of the current state of digitalisation in the enterprise.

Applicant should describe the state of digitalisation of the enterprise (or in specific areas relevant for the investments) based on a self-assessment. (Max 5,000 characters)

b. The level that the investment seeks to maximise the internationalisation of the Undertaking.

Applicant should describe the extent to which the project seeks to exploit the potential of internationalisation by optimising networking opportunities and securing or strengthening its presence in the global market. One is to highlight the state of preparedness of the Applicant to take up internationalisation initiatives. (Max 5,000 characters)

c. How will the project address any identified gaps within the enterprise and/or the specific sector the enterprise operates in

Applicants should indicate the extent to which the project will be addressing gaps within the applicant enterprise and/or the specific sector it operates in. The user should focus on the novelty of the concepts and new approaches to be introduced by the project, and how ambitious the proposed activities are in relation to tangible objectives. ***Factual and statistical evidence to back up the justification will render the application more robust.*** (Max 5,000 characters).

### 3.3 - Project Impact and Sustainability

Describe how this project will impact your enterprise in relation to each of the following:

a. The return on investment (ROI) and potential cost reductions. You are requested to provide the current turnover and costs, as well as the projected increase in turnover and projected costs as a result of the proposed project.

The application will be evaluated in terms of the project's impact vis-à-vis the return on investment (ROI). This will be done by dividing the projected increase in turnover by the cost of the machinery. The application will also be evaluated on the potential cost reductions to the operations of the applicant by calculating the difference in the cost to sales ratio. (Max 5,000 characters)

b. The applicant's plan to make the enterprise more sustainable, resilient and better prepared for the challenges ahead through this investment.

Applicant is to include details on the challenges faced by the enterprise. Applicants should take into account all the risks which have been considered and describe what measures will be set up following the investment to ensure that these risks are minimised in order to make the enterprise more sustainable, resilient and better prepared for the challenges ahead, through this investment. (Max 5,000 characters)

c. Contributions to Improvements in the Undertaking's business model.

Enterprises are to identify the benefits of implementing the project and the efforts made to invest. Elaborate on how, as a result of the proposed project, the Undertaking will realise a more sustainable and resilient business model. This should include projected outcomes to achieve this business improvement. (Max 5,000 characters)

### 3.4 - Project Quality and Efficiency of Implementation and Post Implementation

a. Describe the level of readiness and timeliness of the proposed project.

--

In this section provide details on the state of readiness to start the project, e.g., where Applicants have already assessed the options obtained.

Applicants are to:

- present a GANNT Chart/Implementation Schedule of the proposed actions
- include an assessment of the potential implementation risks, the probability of these risks happening and the identification of measures to mitigate same risks
- demonstrate the capacity to deliver the project and that they have a contingency plan to compensate for adverse effects on timetable, expenditure, and outputs.

Where assessment of the quotations obtained has been done or where required licences/permits are already in possession of applicant these should be provided.

All of this information and documents are to be uploaded in [Section 7.1](#) of the Application Form. (Max 5,000 characters).

b. Describe the Operational capacity and allocation of human resources towards the implementation of the project by providing all the names and ID numbers of the human resources working on the project, including the current organisation's structure. The Project Selection Committee may request a copy of the CV of the identified personnel to confirm their viability towards the project.

Failure to provide viable human resources capacity may lead to conditions being added to any potential acceptance and/or the application be rejected.

--

Identify the level of capacity and resources that will be allocated to the implementation of the project. Reference should be made to the human resources that the Applicant has and how these will be used during project implementation.

Provide the current organigram or description of the organization's structure to assess the applicant's operational capacity to the implementation of the investment.

The HR capacity, both internal and external, to implement the project should be outlined. One should describe how the project's activities will be operated and maintained after the project's completion, specifying the structures that are, or will be put, in place to implement the planned investment. The names and ID numbers of the identified personnel shall be provided,

and the roles and functions of personnel must also be defined in relation to the proposed project. The Project Selection Committee may request a copy of the CV of the identified personnel in order to confirm their viability towards the project.

Any documentation supporting the above, including any organigram, can be provided in [Section 7.1](#) of the Application Form. (Max 5,000 characters). (Max 5,000 characters)

c. Outline the Operational Capacity and Operating Costs related to the sustainability of the Investment post-project including the post-project organisation’s structure.

The Applicant should provide an updated post-project organigram or description of the organization’s structure to assess the applicant’s operational capacity to the sustainability of the investment. Identify the segregation of the level of management and control and include an overview of the expertise of the key personnel who will lead the project.

Provide information about any internal control standards and systems that are in place within the enterprise, and the methodologies to be adopted during the implementation of the proposed project.

Any quality standards, such as quality planning, quality control, quality assurance and quality improvement in relation to the proposed project, adopted by the applicant and provided in the application will also be considered.

Provide the operating costs of the investment for the duration of the durability.

Any documentation supporting the above, including any organigram, can be provided in [Section 7.1](#) of the Application Form. (Max 5,000 characters).

### 3.5 - Project Risk Assessment

a. Identify and describe any risks that might impact the implementation of the project and indicate the probability of these risks happening.

Indicate the identified risks, the level of risk the proposed project is exposed to and the probability of these risks happening. Applicants should consider the level of complexity that the project entails. For example, applicants should take into account whether any of the equipment/activities intended to be procured shall require customisation or whether these may be available off the shelf. The introduction of complex customized products/activities will raise the implementation risk. (Max 5,000 characters)

b. How do you intend to mitigate these risks?

Describe what measures will be set up to ensure that these identified risks are minimised. Demonstrate the capacity to deliver the project and indicate whether there is a contingency plan to compensate for adverse effects on timetable, expenditure and outputs. (Max 5,000 characters)

### 3.6 - National and Horizontal Priorities

Confirm that the planned investment is in line with the National and Horizontal Priorities. Projects that are not in line with the National and Horizontal Priorities will not be considered eligible. In this regard applicants are asked to confirm that the answer is 'YES', and to provide an explanation to this effect.

*Is this project in line with the National Priorities?*

- YES
- NO

In the box below, please explain your above reply.

*Is this project in line with the Horizontal Priorities being Environmental Sustainability and Equal Opportunities?*

- YES
- NO

In the box below, please explain your above reply.

Confirm that the planned investment respects the National and Horizontal Priorities.

Failure to do this will render the project ineligible. Applicants are to tick 'YES' to the provided questions.

Furthermore, those projects that support the 'YES' reply with an explanation and justification of their reasoning (in the space provided), including how the planned investment is linked to and respects National and Horizontal Priorities will be rewarded. (Max 5,000 characters)

### 3.7 - Do No Significant Harm Principle

Confirm that the planned investment respects the conditions of the Do No Significant Harm (DNSH) principle in line with Article 17 of Regulation 2020/852.

The six DNSH environmental objectives set out in Article of Regulation (EU) No 2020/852 include: Climate change mitigation; Climate change adaptation; The sustainable use and protection of water and marine resources; The circular economy including waste prevention and recycling; Pollution prevention and control to air, water and land; The protection and restoration of biodiversity and ecosystems.

Projects that do not respect the above objectives will not be considered eligible. In this regard applicants are asked to confirm that the answer is 'NO', and to provide an explanation to this effect. Where necessary, applicants may also provide further analysis and/or supporting documents, in a targeted and limited manner, to further substantiate their replies to these questions.

Is the measure to lead to significant harm to the six environmental objectives above?

- NO
- YES

In the box below, please explain your above reply.

When it comes to the *Do No Significant Harm Principle* applicants are asked to confirm that the answer is 'NO', thus confirming adherence to the environmental objectives. Furthermore, those projects that support the 'NO' reply with an explanation and justification of their reasoning (in the space provided), including how the planned investment is linked to and respects National and Horizontal Priorities will be rewarded.

The Measure focuses on the provision of grants for private businesses including support for new business ventures, thereby encouraging a diverse and healthier economy. Although the purchase of hardware and equipment will result in increased power consumption, this is minimised because the new system/equipment will be energy efficient. The new investment supported may be replacing less efficient assets with a view to reap operational efficiencies. Applicants will also be encouraged to incorporate possible greening and/or climate mitigation measures. Resources procured are to be resource efficient and durable.

Investments are unlikely to result in significant waste generation. Beneficiaries will be required to dispose of hardware and equipment following specific procedures to ensure that reuse and recycling will be pursued as much as possible. Disposal of replaced equipment should be in line with Subsidiary Legislation 549.89 titled Waste Management (Electrical and electronic

equipment) regulations lays down measures to protect the environment and human health by preventing or reducing the adverse impacts of the generation and management of waste from electrical and electronic equipment (WEEE) and by reducing overall impacts of resource use and improving the efficiency of such use in accordance with regulation 2(2) and Schedule 5 of the Waste Regulations. Applicants may seek guidance from the Environment and Resources Authority on the appropriate disposal of WEEE products mentioned above. (Max 5,000 characters)

## Section 4 - Financial Plan

### 4.1 - Financial Plan

Activity	Sub-Activity	Total Eligible (€)	Total Non - Eligible (€)
Activities <ul style="list-style-type: none"> <li>Digital Solutions</li> <li>AI Solutions</li> <li>Staff Costs</li> <li>7% Flat Rate – Indirect Costs</li> </ul>			
Sub-Activity			
Intervention Field	013. Digitalising SMEs		
Start Date			
End Date			
SCO	<ul style="list-style-type: none"> <li>7% flat rate to finance any indirect costs related to the investment</li> <li>Standard Scale of Unit Cost</li> </ul>		
	Enter value		Rate
Describe			
Comments			
<b>Financial Plan</b>			
Elig.	€	VAT Elig.	Total Elig.
Non Elig.	€	VAT Non Elig.	Total Non Elig.
			Total
			€
<b>Gozo Contribution Financial Plan</b>			
Elig.	€	VAT Elig.	Total Elig.
Non Elig.	€	VAT Non Elig.	Total Non Elig.
			Total
			€

The investment project proposal must include a comprehensive budget breakdown. In this section, the user is to choose the activity e.g. *Digital Solutions*, insert a sub-activity in relation to the activity, and then for each respective sub-activity one is to insert a start date and end date, describe the sub-activity, insert any comments, and define the budget in the provided fields accordingly. The total costs of the investment will be automatically calculated through the summation of costs of all the Sub-activities inserted by the user. This is further explained field by field below.

#### **Digital Solutions**

The items identified under this sub-activity shall be any digital solutions including but not limited to hardware, software and cloud computing and should be defined in line with the applicable accounting standards and will need to be recorded in the fixed asset register accordingly. In those cases where there are various items under the digital solutions, these are to be included as different sub-activities under this activity. Any training costs limited to the use of the specific item acquired and included in the purchase price of the item in question, and thus from the same provider shall be included in the eligible cost.

#### **AI Solutions**

The items identified under this sub-activity shall be any AI solutions eligible for the additional AI threshold including but not limited to acquisition of AI solution/model; procurement of hardware and/or cloud solutions; AI-related components and supporting measures; external services required for the set-up of AI modules or cloud environments, where necessary for the solution's deployment and. In those cases where there are various items under the AI solutions, these are to be included as different sub-activities under this activity. Any user training specifically related to the approved AI solution is eligible when delivered by the same supplier(s) providing the AI system or related components shall be included in the eligible cost.

#### **Staff Costs**

Eligible staff costs shall correspond to the hours worked directly on the development or implementation of the AI solution. Project management activities shall not be eligible under this cost category. Such costs shall be capped at a maximum of 25% of the additional threshold. Eligible Staff costs shall be calculated on the basis of an hourly rate of €19.62 (*this rate is based on the "Professionals" occupational category, in line with the International Standard Classification of Occupations as reflected in the NSO Labour Force Survey*), multiplied by the number of hours identified in the scoping report. The roles of the staff concerned shall fall under the "Professionals" occupational category, in accordance with the International Standard Classification of Occupations.

#### **7% Flat Rate - Indirect Costs**

A 7% Flat Rate based on the total eligible cost of the other activities to be used for indirect costs. Once the first sub-activity under *Digital Solutions* or *AI Solutions* is entered and saved, the 7% Flat Rate is automatically added to the financial plan and its value will update whenever a new sub-activity is entered.

#### **Investment Priority (IP)**

The Investment Priority (IP) that is set with the call and which is relevant to the investment will be included automatically with every Sub-activity listed.

**Start and End date**

The user is to insert the start and end date for the investment by choosing the dates from the automatic calendar that pops up when the field is clicked on.

In determining the earliest start date for activities, Applicants are to give due consideration to the fact that 'start of works' may not be initiated prior to the award of the grant, i.e. signing of the Grant Agreement. The signing of the Grant Agreement may only take place following the conclusion of the evaluation process of the applications received by the cut-off date.

If an activity is saved to the financial plan with an incorrect date, the user should delete the activity from the financial plan and re-enter the activity with the correct data.

**SCO**

. If the chosen activity is Staff Costs, the option Standard Scale of Unit Cost is to be chosen. In this case, two new tables shall open. In the enter value, the number of hours shall be inserted and in the Rate tab the amount of €19.62 is automatically populated. If the chosen activity is *Digital Solutions* or *AI Solutions*, the option 7% flat rate to finance any indirect costs related to the investment is to be chosen.

**Justify SCO**

This section shall remain empty.

**Description of the Activity/sub-activity**

Describe the specific sub-activity and define the category of that item to ensure easier reference to supporting documents including the respective specifications and quotations provided.

**Comments**

If the Applicant does not have any comments, then 'Not Applicable' is to be inserted.

**Financial Plan**

Financial Plan					
Elig.	<input type="text"/>	VAT Elig.	<input type="text"/>	Total Elig.	<input type="text"/>
Non Elig.	<input type="text"/>	VAT Non Elig.	<input type="text"/>	Total Non Elig.	<input type="text"/>
				Total	<input type="text"/>
Gozo Contribution Financial Plan					
Elig.	<input type="text"/>	VAT Elig.	<input type="text"/>	Total Elig.	<input type="text"/>
Non Elig.	<input type="text"/>	VAT Non Elig.	<input type="text"/>	Total Non Elig.	<input type="text"/>
				Total	<input type="text"/>
<input type="button" value="Save Financial Plan"/>		<input type="button" value="Remove Financial Plan"/>		<input type="button" value="Clear"/>	

In this section, the user should specify the costs (in EUR) in the fields provided. Users should note that the amounts entered should not contain any characters such as 'comma' but only figures, so that for example an amount of '€20,000' would be simply entered as '20000'.

The 'Eligible' costs are to be inserted in the respective field. The VAT for both eligible and non-eligible costs is to be invariably inserted in the 'VAT Non Eligible' field.

The '**Non Eligible**' costs indicated under this section need to reflect any expenditure (excluding VAT) related to that Sub-activity but which is ineligible for funding as specified in the scheme Guidance Notes.

The Gozo Contribution Financial Plan will be greyed out if the user did not provide an address in Gozo in Section 3.1 of this application. On the other hand, if an address in Gozo was provided, the user will need to fill out both the 'Total Financial Plan' section and the 'Gozo Financial Plan' section with the same information.

When all information has been inputted, click on the 'save' button at the bottom of the screen. Once the details have been saved, these will show up at the top part of the Financial Plan and additional Sub-activities can then be added by using the same process.

When adding activities to the financial plan, Applicants are to keep in mind that these should be itemized. Sub-Activities should not be batched together under one activity, instead the Applicant should create an Activity for every Sub-Activity that one intends to include in the financial plan.

## Section 5 - Additional Information

### 5.1 - Additional Information

Please provide any additional information relating to previous sections which you feel is relevant.

Insert the information by using the section and sub-section reference number relevant to this call, for ease of reference.

## Section 6 - Declaration

### 6.1 - Declaration Form

#### Double Funding

I **declare** that the Undertaking has not already been approved or granted public funding in relation to the activities for which assistance is being requested through this application and that it will not apply for it from National or European Union sources, including NextGeneration EU, Cohesion Policy, or any other EU or National funding schemes. If the answer is NO because public funding has been applied for or approved, then a copy of the documentation is to be attached with the application – **YES/NO** (*mark as applicable*)

#### Family Relationships

I **declare** that the Applicant's shareholders/partners/self-employed person (*depending on the legal form*) does not have any family relationships who have an economic *activity* (*either through shareholding or as a self-employment*) in the same or adjacent sector (if the answer is NO, details including the unique enterprise identification number [such as ID number / C number / VAT number] are attached with this declaration) – **YES/NO** (*mark as applicable*)

I **declare** that the Applicant's shareholders/partners/self-employed person (*depending on the legal form*) does not have family relationships who have an economic activity (*either through shareholding or as a self-employment*) which are is not in the same or adjacent sector (if the answer is NO, details including the unique enterprise identification number [such as ID number / C number / VAT number] are attached with this declaration) – **YES/NO** (*mark as applicable*)

I **confirm** that any changes in the composition of the applicant (including shareholding and/or control) shall not come into effect during the implementation of the project. In any case, should such an instance occur, on behalf of the Undertaking, I shall immediately notify the IB in writing with this change in composition. I acknowledge that the IB reserves the right to withdraw the Grant Agreement further to such changes.

I **declare** that neither the Applicant's shareholders, directors, partners, the applicant (*if self-employed*), nor their family members have any conflict of interest or personal/familial relationship with anyone involved in the management of EU funds. If such a conflict of interest or personal/familial relationship exists, the answer is to be marked as NO and details including name, ID number and relation are to be provided. Any other relationships not referred to above, but which may create such a perception are also to be provided – **YES/NO** (*mark as applicable*)

### **Politically Exposed Person**

I declare that the Applicant's shareholders are not considered as politically exposed persons (PEPs) in line with the List of Prominent Public Functions published through Government Gazette No. 20,602 of 6th April 2021 which can be accessed from: <https://fiaumalta.org/app/uploads/2023/02/Extract-From-Government-Gazette-6th-April.pdf>. Family members [meaning a spouse/partner; children and their spouse/partner; parents] or close associates of holder of the above listed officers are also to be considered as PEPs – **YES/NO** (*mark as applicable*)

I confirm that the IB may ask for more information to substantiate the Politically Exposed Person declaration.

If considered as a PEP please provide details:

---

### **Convictions and ongoing procedures**

I declare that the Applicant (and any of its shareholders or directors in case of a limited liability company) has not been found guilty of any convictions in the last 3 years and is not subject to any ongoing legal or administrative cases and/or proceedings. It is the responsibility of the applicant to disclose any such instances, at the time of application or if they come to light after, within 10 days from when they become known to the applicant. Failure to disclose this information may result in a withdrawal of the grant. - **YES/NO** (*mark as applicable*)

I confirm that the IB may ask for more information to substantiate this declaration.

If there are convictions or any pending proceedings, please provide the status thereof and the main details on the charge and/or claim:

---

### **Size of Undertaking**

I **declare** that at the time of submission of the application the Undertaking is an SME. On behalf of the Undertaking, I **authorise** the IB to make any checks on the determination of the size of the Undertaking. I **acknowledge** that, should it be determined that the undertaking was not an SME as at the date of submission of the application, the IB reserves the right to withdraw the Grant Agreement and recover any amounts reimbursed. – YES/NO (*mark as applicable*)

#### **General Conditions - for applications submitted under de *Minimis* only**

I **declare** that the Undertaking is not subject to collective insolvency proceedings nor fulfil the criteria under its domestic law for being placed in collective insolvency proceedings at the request of its creditors.

I **declare** that the *de minimis* declaration on the receipt of *de minimis* aid is updated and factual and is in line with Commission Regulation (EU) No 2023/2831 of 13 December 2023, and that the Undertaking shall ensure compliance with the rules on cumulation of aid in line with the said Regulation and State Aid Rules.

#### **General Conditions - for applications submitted under Start-up only**

I **declare** that the Undertaking, being in its fourth or fifth year from the date of registration, is not 'an undertaking in difficulty', as defined under Article 2(18) of Commission Regulation (EU) No 651/2014 of 17 June 2014 as amended. Based on the audited Accounts/Annual Accounts dated within the two (2) years prior to the year on the declaration.

I **declare** that the Undertaking shall ensure compliance with the rules on cumulation of aid in line with Commission Regulation (EU) No 651/2014 of 17 June 2014 as amended.

#### **General Conditions**

I **declare** that the Undertaking is not subject to an outstanding recovery order following a Commission decision declaring an aid granted by Malta illegal and incompatible with the internal market.

I declare that the Undertaking is not subject to a recovery order issued by MSD or any other entity responsible for EU Funding. - YES/NO (mark as applicable)

If the Undertaking is subject to a recovery order, please provide details:

---

I **confirm** that the Applicant is in compliance with applicable EU and national legislation and administrative requirements, including fulfilment of fiscal obligations and social security contributions.

I **declare** that no work has started on the action for which assistance for activities is being requested and work shall only be initiated following the date of the granting of the aid pursuant to the approval of this application and the eventual signing of the Grant Agreement.

I **declare** that the Undertaking will maintain operational the project in line with the respective regulations as outlined in the Guidance Notes for this scheme. I confirm that, to the best of my knowledge, there are no obstacles in continuing the project or sustaining the benefits gained from the project following the end of the scheme.

I **declare** that appropriate acknowledgement to EU funding, proportional to the funds received, will be implemented.

I **understand** that any personal data submitted to the IB in relation to this application is processed, in accordance with the Provisions of Regulation (EU) 2016/679 of the European Parliament and of the Council of 27 April 2016 on the protection of natural persons with regard to the processing of personal data and on the free movement of such data, and repealing Directive 95/46/EC (General Data Protection Regulation) and any amendments, by the Measures and Support Division and any other stakeholders and competent parties, authorized to implement, monitor, execute payment, control and audit the project/contract.

I **acknowledge** that a Grant Agreement will be signed on the basis of the information provided in this document and accept that the IB will conduct the necessary checks to confirm eligibility in line with the Grant Scheme and relevant Regulations including the composition and size of the Undertaking and reserves the right to revoke the grant in cases where variations detected result in the Undertaking becoming ineligible.

On behalf of the Undertaking, I **authorise** the IB to make enquiries with the Malta Association of Credit Management to carry out the necessary checks in line with the Regulations and Good Governance principles and to make enquiries with competent Authorities including but not limited to JobsPlus, to verify any information submitted in relation to this application and to conduct checks to establish the eligibility of this application.

On behalf of the Undertaking, I **acknowledge** that the IB reserves the right to refuse or withdraw an application by a potential applicant or beneficiary on the basis of actual, potential or perceived reputational harm and/or unwanted or unfavourable publicity to the IB, the Government of Malta and EU funds.

I **declare** that the entries in this Declaration form, the details in the whole **Application Form** which is being submitted through this electronic system and any other annexes enclosed are, to the best of my knowledge and belief, correct. I understand that should it result otherwise, the project application may be rejected or lead to an eventual recovery of funds subject to the applicable recovery rates as issued by the European Commission.

\_\_\_\_\_  
 Authorised Representative of the Applicant  
 (Name in Block Letters)

\_\_\_\_\_  
 Signature

\_\_\_\_\_  
 Date

\_\_\_\_\_  
 ID Number

**The declaration form is to be signed by the same Authorised Representative identified in Section 2.1 of this application.**

A soft copy of this declaration form is to be uploaded under **Section 7.1 of the Application Form**, whilst the **original** copy is to be filed for future reference.

If the information given in the application form is found to be false or deliberately misleading, any EU Funds awarded may be withdrawn and any funds paid may be recovered from the Undertaking.

- In the part relating to *Double Funding*, the Applicant is to mark YES or NO and, in those cases, where NO is marked, a copy of the documentation is to be uploaded with this declaration.
- In the part relating to *Family Relations*, the Applicant is to mark YES or NO in each of the statements and, in those cases, where NO is marked meaning that the Applicant's shareholders/partners/self-employed person:
  - i. has family relationships who have an economic activity (either through shareholding or as a self-employment) in the same or adjacent sector or;
  - ii. has a family relationship who have an economic activity which are is not in the same or adjacent sector
  - iii. has any conflict of interest with anyone involved in the management of EU funds

a copy of the details including the unique enterprise identification number [such as ID number / C number / VAT number] are to be uploaded with this declaration.

- In the parts relating to *Politically Exposed Persons*, *Convictions* and *Recovery Order* (under General Condition) the Applicant is to mark YES or NO and if YES is chosen, to provide details in the space provided.
- In the part relating to *Size of Undertaking*, the Applicant is to mark YES or NO and, in those cases, where NO is marked, the Undertaking is considered not to be an SME.

## Section 7 - Checklist of Attachments

### 7.1 - Checklist of Attachments

Documents Checklist
Declaration Form*
Compliance Certificate issued by the Malta Tax and Customs Administration (MTCA)*
NACE Code 2.1 Confirmation*
Private Match Financing*
GANTT Chart or Implementation Schedule *
Investment Proposal or Technical Specifications and Quotations *
Digital Intensity Assessment*
<i>de Minimis</i> Declaration Form ( <i>only for applications under de Minimis</i> )*
Scoping report outlining the proposed AI cost items ( <i>applicable only to applications requesting the increased AI Threshold</i> )**
Ethical AI and Societal Well-Being assessment ( <i>applicable only to applications requesting the increased AI Threshold</i> )**
Productivity Gains Report ( <i>applicable only to applications requesting the increased AI Threshold</i> )**
Declaration of Authorization**
Certificate of Registration**
Copy of Memorandum of Articles of Association / Legal document constituting the Enterprise**
Audited Financial Statements and/or the Management Accounts**
Copies of any necessary Permits**
Declaration by Trustees or Fiduciary**

\*These items are required

\*\*These items are to be uploaded only when necessary (*Please vide notes below to determine if necessary*)

#### List of required documents

- Declaration Form – as identified in [Section 6.1](#)
- Compliance Certificate issued by the Malta Tax and Customs Administration (MTCA) -

Requests for the Compliance Certificates (Income tax, FSS and VAT) are to be addressed to the Office of the Commissioner for Revenue generic email - [certificates.cfr@gov.mt](mailto:certificates.cfr@gov.mt)

*To note that in case of a partnership the Compliance Certificate is to be provided for both the Partnership and all partners involved.*

- **NACE Code 2.1 confirmation** – as identified in [Section 2.2](#)
- **GANTT Chart or Implementation Schedule** - showing the proposed work to be completed each month during the project timeline.
- **Private Match Financing** -  
Provide documented evidence to prove that the applicant has available private funds, i.e. funds not originating from any source of public funding, to see through the project. This can be evidenced for example through:
  - *The provision of a Letter of Intent/Sanction Letter issued by a bank (identifying the amount of lending that the bank is willing to lend); or*
  - *Bank Statements showing that the enterprise has the necessary liquidity; or*
  - *In the case that private sources such as crowd funding etc shall be used, documented evidence that such funds are readily available is to be submitted; or*
  - *Any other documented evidence showing that the applicant has access to the necessary private funds.*

either an

- **Investment Proposal** –  
A detailed investment proposal that as a minimum, shall include the following:
  - **Description of the needed investment**
    - *Describe the item's function within the operations and, in brief, the need for its purchase.*
  - **Technical specifications for each specific investment;**
    - *These are intended to provide a baseline for comparability. The product/model may well be distinct, but it should nonetheless be possible to have a common denominator when it comes to amounts/size/capacity/output/material etc. The minimum technical specifications do not necessarily need to be an absolute value (e.g. table with 1.5m in length). It can be a range (e.g. 1.2-1.5m length), or a lower or an upper boundary (e.g. table with length of minimum/maximum 1.5m). While not intended to be overly specific, and allowing for some leeway, the applicant nonetheless needs to outline what they are looking for in the item for which aid is being requested.*
  - **Description of what is available on the market;**
    - *There may be off-the-shelf solutions, or a completely custom-made solution is required, or a hybrid of the two can fulfil the applicant's needs. Whichever applies, the applicant is to outline which different versions or brands for the item exist on the market at present.*
  - **Identification of which suppliers offer the required investment and the price range- for each investment;**
    - *For items which have a broad range of suppliers, it is naturally expected that the market leaders are included within the list of options considered, and that the list of suppliers is sufficiently large accordingly (e.g. one cannot justifiably list just 3 suppliers of laptops, because the local market alone includes many more than 3 suppliers). A price range can be provided for the item itself, rather than by specific supplier. One is to ensure that an explanation is provided in instances where the price range is broad*

- ***From the options considered, those that meet targets and requirements of the applicant should be identified.***
  - *If all the suppliers mentioned in the above section are considered as meeting the applicant's needs, then this is to be explicitly mentioned. If any don't, then a substantive and reasonable justification thereof is to be provided accordingly.*
  - *Provide brief background information on each of the suppliers identified provided, together with their website URL and/or online link of each.*
- or
- **Technical Specifications and Quotations** (limited to 3 distinct items and multiples thereof) –
  - *The set of minimum technical specifications against which the quotations provided were sought. These should determine the minimum characteristics of the equipment, plant and machinery identified by the beneficiary, and that a supplier must provide. These should be clear, accurate and contain a description of the beneficiary's needs to enable the suppliers to provide the asset/s which meet those needs; and*
  - *Submit at least 3 similar quotations in respect of each sub-activity in line with the set minimum technical specifications and obtained from three different external and unrelated suppliers to the applicant. Quotations not meeting the requested technical specifications may not be considered by the beneficiary.*
  - *Brief background information on each of the suppliers identified provided, together with their website URL and/or online link of each.*
- **Digital Intensity Assessment** – a pre-digitalisation project digital intensity assessment issued by the [Malta Digital Innovation Authority](#)<sup>2</sup> done together with MDIA's [Digital Maturity Assessment](#), defining the current adoption of technology. The assessment will also identify any Cyber Security, Internet of Things (IOT), Artificial Intelligence (AI), Big Data analysis, Cloud Computing or Quantum Technology items being applied for. The Digital Intensity Assessment shall include the following:

Digital Technology	Status (Yes/No)	Details
1) Internet for at least 50% of people employees		Percentage of employees and type of connection
2) Recourse to ICT Specialists		Number of specialists or outsourced services
3) Fast Broadband (30Mbps or above)		Type of connection and speed details
4) Mobile internet devices for at least 20% of people employed		Percentage of employees and type of mobile internet device
5) A webpage or homepage		URL of webpage/homepage
6) A website with sophisticated functions		URL including the list of sophisticated functions
7) Social Media		URL of Social Media pages
8) Paying to advertise on Internet		Type of Internet advertisements
9) Buying medium-high cloud computing services		Type of cloud computing services

<sup>2</sup> An appointment can be set with the Malta Digital Innovation Authority by sending an email on [funding.mdia@mdia.gov.mt](mailto:funding.mdia@mdia.gov.mt)

10) Sending e-invoices suitable for automated processing		Type of e-invoicing
11) e-Commerce web sales accounting for at least 1% of total turnover		Amount web-sales and percentage of total turnover
12) Business-to-consumer (B2C) web sales of over 10% of total web sales		Amount of B2C web sales and percentage of total web sales

#### List of documents to be uploaded where and as necessary

- **De Minimis Declaration** – as identified in [Annex I](#)
- **Scoping Report outlining the proposed AI cost items (*applicable only to applications requesting the increased AI Threshold*)** - this scoping report shall include the following information:
  - The relevant technical specifications of the proposed AI-related cost items
  - An overview of solutions available on the market, covering both off-the-shelf and custom-built options
  - A detailed profile and quotation from the preferred supplier, including a clear breakdown and itemised breakdown of the costs associated with the identified solutions. For consumption- or usage-based models, the report shall also include transparent cost estimates and the underlying assumptions.
  - The number of staff hours required for the implementation of the AI solution, for which staff costs are being applied for in accordance
- **Ethical AI and Societal Well-Being assessment (*applicable only to applications requesting the increased AI Threshold*)** [as identified in Annex II](#)– an assessment detailing which tasks or processes will be automated or offloaded through the proposed AI solution and explain how this change will enable staff to redirect their efforts toward higher-value creative, intellectual, or relational activities. Applicants shall sign a declaration on the forecasted classification of the AI system in line with the EU AI Act.<sup>3</sup>
  - This assessment must outline:
    - the activities being automated,
    - the expected redistribution of human effort,
    - reporting on bias-mitigation, and the established mechanisms to enable user transparency and human oversight in the use of AI,
    - any mitigating actions taken to ensure responsible AI adoption.
- **Productivity Gains forecast report (*applicable only to applications requesting the increased AI Threshold*)** – A forecast report outlining the productivity gains expected to result from the proposed investment. The report shall detail how the supported AI related actions are anticipated to enhance operational efficiency, process performance, and overall business productivity.
- **Declaration of Authorization** - The Declaration of Authorization is to be uploaded in those cases where it is applicable. Where the Memorandum of Articles of Association identify the Authorised Representative and are available at the MBR; Co-Operatives Board or where the Applicant Undertaking is a Self Employed, no declaration of Authorization is required.

<sup>3</sup> Applicants may use the AI Classification Guide which is free of charge <https://mdia.gov.mt/services/compliance-tools/>. Applicants may avail from the MDIA AI Regulatory Compliance Help Desk on [ai.mdia@mdia.gov.mt](mailto:ai.mdia@mdia.gov.mt). Additional tools are available in the following URL: <https://ai-act-service-desk.ec.europa.eu/en>

- **Certificate of Registration -**  
The Certificate of Registration is to be uploaded in those cases where it is applicable. For a Sole Trader/Self Employed this does not apply.
- **Copy of Memorandum of Articles of Association / Legal document constituting the Enterprise -**  
In those cases where the latest copy of these documents is not deposited with the Malta Business Registry (MBR) or the Co-Operatives Board, a copy is to be uploaded with the application form.
- **Copies of any necessary Permits -**  
Copies of any necessary permits such as Planning Permits issued in relation to activities for which support is being requested.
- **Declaration by Trustee or Fiduciary –** as identified in [Annex III](#)
- **Additional Supporting Documentation**
- **Audited Financial Statements and/or the Management Accounts -**  
Applicants are to provide a copy of the **Audited Financial Statements** for the two financial years preceding the year of submission of the application in respect to the applicant, while audited financial statements dated within the two financial years preceding the submission of the application shall be provided in respect of linked and partner enterprises, In line with MBR obligations of registered companies found [here](#). The most recent year for the applicant must have been closed within the last 18 months. Where the most recent financial year of the applicant closed more than 18 months prior to the submission of the application, the documents listed in the first bullet point below shall also be provided. An income statement for Applicant is always required. A single financial document containing comparative data of the annual accounts of both years under assessment will be accepted. An income statement for the Applicant is nonetheless always required. No documents would need to be submitted if a copy of these documents as outlined hereunder is already deposited with the Malta Business Registry (MBR) or the Co-Operatives Board.
  - *In the case of applicant, linked and partner enterprises without a legal obligation to prepare financial statements, or where the most recent available Audited Accounts of the applicant closed more than 18 months prior to the submission of the Application, the Management Accounts (Profit & Loss Statements/Income Statement and Balance Sheet/Statement of Assets and Liabilities) certified by a CPA are to be provided .*
  - *In the case of a Sole Trader/self-employed, a copy of the Income Tax Return for both the two financial years prior to the year of submission of the application together with a Profit and Loss Statement, both of which certified by a CPA. For the applicant only, a declaration by a CPA identifying the Current and Fixed Assets as well as the Short-Term and Long-Term Liabilities is to be provided. The most recent financial year for the applicant must have been closed within the last 18 months.*
  - *In the case of a Start-up established not over 2 years from the date of application (including Sole Trader/self-employed) not having the above documentation, the Management Accounts (Profit & Loss Account/Income Statement and Balance Sheet/Statement of Assets and Liabilities) plus Cash Flow Projections (for a minimum of two years) are to be provided, all of which are to be certified by a CPA.*

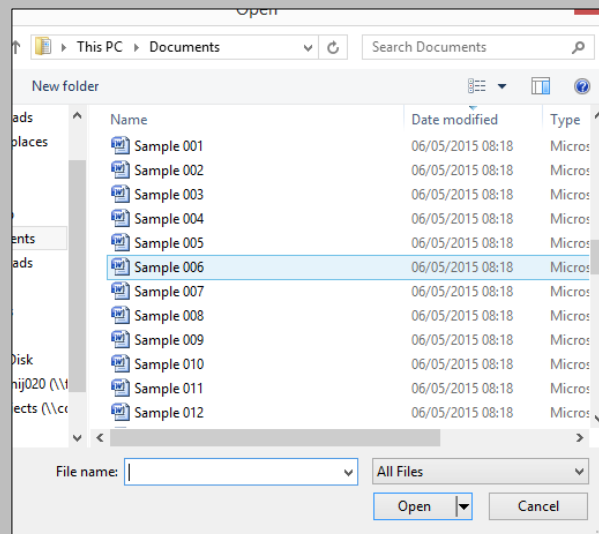
The accounts files for the Applicant are to be uploaded as **Audited Financial Statements and/or the Management Accounts** and any other documents are to be uploaded as **Additional Documents**. One should note that each annual accounts should be saved in one *.pdf* document or in a *zip* file.

It is the responsibility of the Applicant to ensure that **all** the necessary documents are included under this Section. For ease of reference a checklist has been provided in the application form.

After accessing the relevant uploading Section, titled 'Checklist of Attachments', the application form displays an information table containing details of the type of **document**, the name of the **uploaded file**, a '**Choose File**' button, a '**View**' button and a '**Remove**' Button.

**When uploading files, Applicants need to ensure that no commas (,) are in the file name.**

In order to upload a file, the User must click on '**Choose File**' following which, he/she will be prompted to select the file to be uploaded.

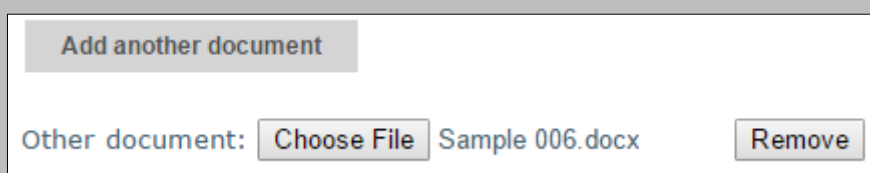


When the file is chosen (and the User clicks on 'Open') the system returns to the uploading screen. It is important to point out that at this stage the file is still not uploaded in the system. In order to upload the file in the system the User will need to click on the '**Save**' Button (on the right of the screen).

At this stage the User may opt to either continue inputting other documents (by clicking on the relevant '**Choose File**' buttons in the other rows), viewing the document (by clicking on the '**View**' button) or removing the document (by clicking on the '**Remove**' button).

The User will have the option to also upload documents which are not listed in the information table. This can be done by clicking the 'Add another document' button beneath the previously mentioned information table. On clicking such button the User will be prompted to choose a document to be uploaded.

Once selected, the document name will appear adjacent to the '**Choose File**' button (as shown).



At this stage the document is not actually uploaded to the system. This will take place only when the 'Save' button is selected. Before the application form is saved, the User can click on the 'Remove' button and the selected file will be removed (without being saved). Alternatively,

clicking on 'Choose File' will allow the User to select another document which will replace the one previously selected.

Once the User is satisfied that the correct document to be uploaded has been selected, the applicant may proceed with saving the application form (following which the document will be uploaded). The User will know that the upload has been successful because the document will appear as 'Other' in the information table. There is no limit on the number of 'Other' documents that can be uploaded in the system.

Once the application is fully validated, one may submit the application. Once an application is submitted an email will be received with the application number. This is to be retained by the Applicant together with the original Declaration Form and a copy of the Application for future reference.

For re-submission of applications following a request for rectifications one can only upload documents using the add supporting document function within the attachments section, and that existing documents cannot be replaced, for audit purposes. You are click the save button with every document uploaded to ensure that they are indeed actually added to the submission, then click the submit button once done.

## Annex I - de Minimis Aid

The aid under this scheme is granted as *de minimis* aid in line with Commission Regulation (EU) No 2023/2831 of 13 December 2023 on the application of Articles 107 and 108 of the Treaty on the Functioning of the European Union to *de minimis* aid (the *de minimis* Regulation), a single Undertaking may not receive more than €300,000 in *de minimis* aid from any public funding (EU Funds and/or any national funds) over a rolling period of three years.

Before filling in this application, applicants should first determine the amount of *de minimis* aid that the Undertaking has received / applied for in the reference period, in the **de minimis Declaration Form** which can be downloaded from <https://fondi.eu/business-enhance/resources/general-documents/>

In determining the amount of *de minimis* aid received by the Undertaking during the applicable reference period, the Applicant must take into consideration the following:

- The total *de minimis* aid approved and received by the enterprises making up the single Undertaking;
- Any state aid being applied for and / or *de minimis* aid pending approval;
- The amount of state aid applied for in the application being submitted under this Grant Scheme.

**Single Undertaking** includes, all enterprises having at least one of the following relationships with each other:

- a) one enterprise has a majority of the shareholders' or members' voting rights in another enterprise;
- b) one enterprise has the right to appoint or remove a majority of the members of the administrative, management or supervisory body of another enterprise;
- c) one enterprise has the right to exercise a dominant influence over another enterprise pursuant to a contract entered into with that enterprise or to a provision in its memorandum or articles of association;
- d) one enterprise, which is a shareholder in or member of another enterprise, controls alone, pursuant to an agreement with other shareholders in or members of that enterprise, a majority of shareholders' or members' voting rights in that enterprise.

Enterprises having any of the relationships referred to in points (a) to (d) through one or more other enterprises shall also be considered to be a single Undertaking.

Any *de minimis* aid received would have been notified to the Undertaking by the grantor in writing. In this regard, applicants are to upload a signed copy of the **de minimis Declaration Form**.

It is the responsibility of the Applicant to ensure that this declaration is correct and complete. Should it result otherwise, the application may be rejected or lead to an eventual recovery of funds subject to the applicable recovery rates as issued by the European Commission.

### How to Fill the de *Minimis* Declaration Form

The applicant is to choose the scheme from the drop-down menu on top.

The Applicant is to calculate the amount of de minimis aid received to date by filling in Sections 1, 2 and 3 of this declaration form.

#### Section 1

In Section 1 the Applicant is to give a detailed account of the funds received by the applicant enterprise, partner enterprises and linked enterprises under the *de minimis* regulation. A more detailed explanation on how to determine Linked and Partner enterprises can be found in the 'User Guide to the SME definition' booklet.

Applicants need to fill in the following details:

**Date:** The date the funding was received by the beneficiary.

**Source/Grantor:** The department, division or agency that was overseeing the scheme.

**Type of State Aid (Measure Name):** The title of the Scheme under which the funding was granted.

**Awarded to:** The name of the beneficiary Undertaking that the grant was awarded to.

**Amount in €:** The amount of funds awarded under the Scheme.

**SECTION 1 - DE MINIMIS STATE AID AWARDED**

Date	Source/Grantor	Type of State Aid (Measure Name)	Awarded to	Amount in €
<b>TOTAL:</b>			A1	€ -

#### Section 2

In Section 2 Applicants are to give a detailed account of Funding applied for under the *de minimis* regulation that is still pending on approval.

**Date:** The date that the Applicant applied for the funding.

**Source/Grantor:** The department, division or agency overseeing the scheme.



to fill in the *de minimis* declaration form (Block LETTERS), **Position in Establishment** of the person signing the *de minimis* declaration form. The declaration form is to be signed (in blue ink) and dated in the spaces provided accordingly.

\_\_\_\_\_  
Legal Name of Undertaking & NACE Classification

\_\_\_\_\_  
Company Number / VAT Registration Number

\_\_\_\_\_  
Name and Surname (BLOCK CAPITALS)

\_\_\_\_\_  
Position in Establishment

\_\_\_\_\_  
Signature

\_\_\_\_\_  
Date

## Annex II - Ethical AI and Societal Well-Being Assessment

Applicant who are applying for the AI threshold must submit the Ethical AI and Societal Well-Being Assessment which can be found from:

### Ethical AI and Societal Well-Being Assessment

#### Purpose

This Ethical AI and Societal well-being assessment must be completed by applicants requesting the increased AI threshold. It assesses whether the proposed AI project integrates adequate ethical and safety safeguards, aligned with Malta’s National AI Strategy principles and the EU AI Act.

Applicants must demonstrate that their project has undergone a risk-assessment, as well as filling in the Ethical Safeguards Checklist.

One year following project completion, beneficiaries shall an updated Ethical AI and Societal Well-Being report, demonstrating that the actions have been implemented in line with the original assessment. The report shall be subject to verification by the Malta Digital Innovation Authority (MDIA).

#### EU AI Act Risk Classification

Indicate the perceived risk category of the AI system(s) in your project under the EU AI Act.<sup>1</sup>

<input type="checkbox"/>	Minimal Risk	AI systems with no or minimal regulatory obligations
<input type="checkbox"/>	Limited Risk	AI systems with transparency obligations (e.g., chatbots, deepfakes)
<input type="checkbox"/>	High Risk	AI systems listed in Annex III (e.g., biometrics, critical infrastructure, employment)

**Note:** Projects involving prohibited AI practices under Article 5 of the EU AI Act are not eligible for this funding.

#### Ethical Safeguards Checklist

For each requirement below, indicate whether the safeguard is: Yes (fully addressed), Partial (partially addressed with a plan and timeline to complete), No (not addressed), or N/A (not applicable, with justification). Each section must be accompanied by a brief description of

\_\_\_\_\_

<sup>1</sup> It is suggested to utilise the Self-Assessment Tools provided by the Malta Digital Innovation Authority (MDIA), particularly the classification guide [available here](#). It should be noted that these tools are intended to provide generic guidance to users and are without prejudice to the MDIA’s roles under the EU AI Act and other pertinent legislation.

how the requirements are addressed and what evidence supports your responses.

Points for each section’s rationale are awarded based on completeness, specificity, and verifiability.

**1. Data Protection, Data Governance, and Fairness**

Ref	Requirement	Yes	Partial	No	N/A
1.1	Training, validation, and testing data has been assessed for bias and representativeness, with respect to the intended deployment context of the system (such as geography, intended users, etc.).	<input type="checkbox"/>	<input type="checkbox"/>	<input type="checkbox"/>	<input type="checkbox"/>
1.2	Measures are also in place to monitor and correct bias post-deployment	<input type="checkbox"/>	<input type="checkbox"/>	<input type="checkbox"/>	<input type="checkbox"/>
1.3	A Data Protection Impact Assessment (DPIA) has been conducted or is planned, where required. Where not required, the explanation must include the applicant’s analysis in identifying that this is not applicable	<input type="checkbox"/>	<input type="checkbox"/>	<input type="checkbox"/>	<input type="checkbox"/>
1.4	Personal data is processed lawfully, with a valid legal basis, and with appropriate consent where required. Where not required, the explanation must include the applicant’s analysis in identifying that this is not applicable	<input type="checkbox"/>	<input type="checkbox"/>	<input type="checkbox"/>	<input type="checkbox"/>
1.5	Data minimisation, purpose limitation, and storage limitation principles are applied.	<input type="checkbox"/>	<input type="checkbox"/>	<input type="checkbox"/>	<input type="checkbox"/>
1.6	Adequate cybersecurity measures protect the data processed by the AI system.	<input type="checkbox"/>	<input type="checkbox"/>	<input type="checkbox"/>	<input type="checkbox"/>

**Section 1 rationale:** At application stage, briefly explain how you meet the requirements above and reference any supporting artefacts (e.g., DPIA, security controls, data governance policy). The updated Ethical AI and Societal Well-Being report, one year following project completion, shall demonstrate that the actions have been implemented in line with the original assessment.

**2. Accountability, Responsibility & Legal Liability**

Ref	Requirement	Yes	Partial	No	N/A
2.1	A named person or team is responsible for AI governance within the project.	<input type="checkbox"/>	<input type="checkbox"/>	<input type="checkbox"/>	<input type="checkbox"/>
2.2	Clear records of decision-making processes and algorithmic operations will be maintained.	<input type="checkbox"/>	<input type="checkbox"/>	<input type="checkbox"/>	<input type="checkbox"/>
2.3	A plan for the project to comply with applicable Maltese and EU laws, including EU AI Act obligations for the relevant risk category at deployment stage.	<input type="checkbox"/>	<input type="checkbox"/>	<input type="checkbox"/>	<input type="checkbox"/>

**Section 2 rationale:** At application stage, briefly explain governance/accountability arrangements (named owner, documentation, compliance approach) and reference supporting artefacts. The updated Ethical AI and Societal Well-Being report, one year following project completion, shall demonstrate that the actions have been implemented in line with the original assessment

**3. Transparency, Explainability, Human Agency & Oversight**

Ref	Requirement	Yes	Partial	No	N/A
3.1	Users will be informed when they are interacting with an AI system or AI deep fake content <sup>2</sup> .	<input type="checkbox"/>	<input type="checkbox"/>	<input type="checkbox"/>	<input type="checkbox"/>
3.2	The AI system's decisions or recommendations can be explained in understandable terms to users.	<input type="checkbox"/>	<input type="checkbox"/>	<input type="checkbox"/>	<input type="checkbox"/>
3.3	Human oversight mechanisms are in place for decisions with significant impact on individuals.	<input type="checkbox"/>	<input type="checkbox"/>	<input type="checkbox"/>	<input type="checkbox"/>

**Section 3 rationale:** At application stage, briefly describe transparency measures, explainability approach, human oversight, and redress/complaints handling, and reference supporting artefacts. The updated Ethical AI and Societal Well-Being report, one year following project completion, shall demonstrate that the actions have been implemented in line with the original assessment.

**4. Risk-Assessment**

Applicants must submit a basic risk-assessment pertaining to their project outlining the following:

What testing and validation procedures are in place before deployment and throughout the lifecycle of the AI System:

\_\_\_\_\_

<sup>2</sup> Article 3(60) of the AI Act defines deep fake as 'AI-generated or manipulated image, audio or video content that resembles existing persons, objects, places, entities or events and would falsely appear to a person to be authentic or truthful'

- Identifying potential harms to individuals/society, if any
- What measures exist to explain the AI system's intended purpose and prevent misuse beyond this intended purpose)
- Identifying any external/supply-chain risks such as dependencies on third-party vendors, codebases, datasets, external models, Application Programming Interfaces (APIs), etc.
- Explaining how the AI system is designed to be reliable, secure, and resilient against failures, such as service disruptions or malicious attacks

The updated Ethical AI and Societal Well-Being report, one year following project completion, shall provide an updated risk-assessment and how any potential risks have been mitigated.

### Annex - Supporting Documentation

Applicants may submit any relevant documentation to support the information provided in this assessment.

### Annex III - Declaration by Trustee or Fiduciary

Applicants who have linked or partner enterprises represented by Trustees or Fiduciaries must submit a declaration with the information of these enterprises. The declaration form can be found from: <https://fondi.eu/wp-content/uploads/2024/03/Declaration-by-Trustee-or-Fiduciary-2127.xlsx>.

A declaration for each enterprise represented by Trustees or Fiduciaries must be submitted.

The declaration should be filled in by the Legal Representative of the Trustee/Fiduciary Company.

On the upper left-hand corner of the declaration, the person filling in the declaration should insert the Date of Declaration and the name of the Company applying for the grant in the available fields.

In the left-hand column the Company Registration number, or in the case of an individual, the ID Card No., of all involved is to be listed. In the right-hand column, the name of the Company/Individual/Entity should be filled in.

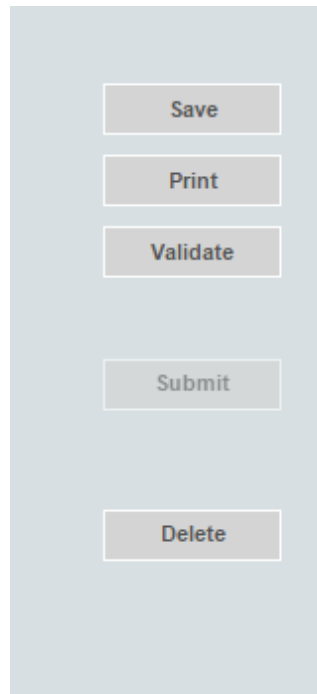
The declaration must then be signed by the Legal Representatives of the Trustee/Fiduciary Company.

Once the declaration has been signed (in blue ink), it should be scanned and uploaded in Section 7.1 of the online Application Form.

**Failure to submit the Declaration Form, or the submission of an incomplete Declaration Form will render the Application Form ineligible.**

## Annex IV - Exporting and saving the Application Form

Applicants may generate a copy of the online application form, in either Excel, Word or PDF format (whichever is required), at any stage of the application process. This can be done by clicking on the print functionality button that is available on the right-hand side of the screen (see below).



This shall then generate a screen informing the user that the application form is being exported. Applicants are to click on the "floppy disk" icon found at the top right corner of the screen and generate this application form in the format required.

