




**Sixth EAFRD Monitoring
Committee
11th December 2020 (virtual)**

**Istruzzjonijiet għall-parteċipanti
*Instructions to participants***


- Biex tiffacilita d-diskussjoni matul din il-laqgħa, meta tidhol fil-*link*, ġentilment aċċerta ruġek li tindika ismek u l-organizzazzjoni tiegħek.

 *To facilitate discussion during this meeting, when logging in, kindly make sure you indicate your name and organisation*
- Sakemm ma jkunx ser isir intervent, ġentilment żomm il-mikrofonu kif ukoll il-kamera mitfija l-ħin kollu.

 *Unless making an intervention, kindly keep both the microphone and the camera switched off all the time.*
- Qabel ma tagħmel intervent, agħmel sinjal sabiex 'tgħolli idek' minn Zoom.




 *Before making an intervention, use the 'raise hand' feature through Zoom.*

1



**Rural Development Programme for Malta
2014 – 2020**

**Sixth EAFRD Monitoring Committee
11th December 2020**

2

Programme Implementation

3

Sub-measures Launched during 2019 and 2020

Sub-measure	Launch Date	Budget allocation (Public, €)
2.1 – Support to help Benefiting from the Use of Advisory Services	May 2019	1,900,000
3.2 - Support for information and promotion activities implemented by groups of producers in the internal market	April 2020	100,000
6.4 – Support for Investments in creation and development of non-agricultural activities	June 2019	3,850,000
10.2 – Support for conservation and sustainable use of genetic resources in Agriculture	May 2019	1,000,000

4

Sub-measures Launched during 2019 and 2020

 EU funds | 2014
for Malta | 2020

Sub-measure	Launch Date	Budget allocation (Public, €)
16.2 – Support for pilot projects, and for the development of new products, practices, processes and technologies	May 2019	3,000,000
16.4 – Support for horizontal and vertical co-operation among supply chain actors	May 2019	375,000
16.6 – Support for cooperation among supply chain actors for sustainable provision of biomass	May 2019	350,000

5

 EU funds | 2014
for Malta | 2020

Information on RDP measures launched during 2019 and 2020

6

Sub-measure 2.1 – ‘support to help benefiting from the use of advisory services’

- This sub-measure provides financial support to farmers that request advice from recognised advisory services.
- Eligible beneficiaries for support under this measure are advisory Service Providers (SP) recognised as Farm Advisory Services by the Farm Advisory Service Registration Board (FASRB).

7

Sub-measure 3.2 – ‘Support for information and promotion activities implemented by groups of producers in the internal market’

The aim of this measure is to support activities of information and promotion of quality schemes both local and those established EU-wide. These are:

- **Malta Quality Schemes**
- **Established EU Quality Schemes**

Support under the Information and Promotion of Quality Schemes Measure is available to Groups of Producers, Producer Organizations, inter-branch organizations or other type of legal entity groups.

8

Sub-measure 6.4 – 'support for investments in creation and development of non-agricultural activities'

- Measure was launched on 5th June 2019
- Support is targeted towards farmers who intend to diversify their income.

Sub-measure 10.2 – 'support for conservation and sustainable use and development of genetic resources in agriculture'

- This sub-measure was launched in May 2019.
- This measure supports the conservation and sustainable use and development of genetic resources in agriculture.

9

Measure 16 – 'Cooperation'

- All three sub-measures were pre-launched in May 2019:
 - 16.2 – Support for pilot projects, and for the development of new products, practices, processes and technologies
 - 16.4 – Support for horizontal and vertical co-operation among supply chain actors
 - 16.6 – Support for cooperation among supply chain actors for sustainable provision of biomass


10

Commitment status by measure launched (Cumulative as at end November 2020)


11

Sub-measure	No. of Applications awarded	Funds Awarded (Public (€))
1.1 – ‘support for vocational training and skills acquisition actions’	1	285,000
2.1 – ‘support to help benefiting from the use of advisory services’	1	500,000
3.1 – ‘support for new participation in quality schemes’	1	222,860

12

Measure 4 – ‘Investments in physical assets’ 		
Sub-measure	No. of Applications awarded	Funds Awarded Public (€)
4.1 – ‘support for investments in agricultural holdings	198	17,688,347.00
4.2 – ‘support for investments in processing/marketing and/or development of agricultural products’	19	5,557,357.32
4.3 – ‘support for investments in infrastructure related to development, modernisation or adaptation of agriculture and forestry’	30	38,691,172
4.4 – ‘support for non-productive investments linked to the achievement of agri-environment-climate objectives’	193	24,628,237.59
Total	440	86,565,113.91

13

		
Measure 6 – ‘Farm and business development’		
Sub-measure	No. of Applicants awarded	Funds Awarded Public (€)
6.1 – ‘business start up aid for young farmers’	61	4,270,000
6.4 – ‘support for investments in creation and development of non-agricultural activities	6	648,491

14

Sub-measure 10.1 - Agri-environment-climate measures

EU funds | 2014
for Malta | 2020

AECM	Committed (Public) (€)	Approx. Area Claimed (Ha)/ Trees/Bee Boxes/animals
1 – 'Using mechanical control (rather than herbicides) for weeds in permanent crop production systems (olives, vines, orchards)	1,591,836.05	354ha
2 – 'Maintenance of recommended tree species replacing Alien Species or planted on slopes and terraces to prevent soil and wind erosion'	51,939.00	31
3 – 'Support for introduction and management of bee boxes on holdings to improve pollination'	112,594.65	285
4 – 'Implementing integrated pest management plans for vineyards and orchards'	356,125.00	52.81ha
5 – 'Introduction and implementation of soil management and conservation plans for whole holdings'	5,203,470.00	909.37ha
6 – 'Integration and maintenance of autochthonous Maltese species'	341,162.00	1484

15

Measure 11 - Organic farming

EU funds | 2014
for Malta | 2020

Sub-measure	Public (EUR)	Area Claimed (Ha)
11.1 – 'payment to convert to organic farming practices and methods'	9,487.60	7
11.2 – 'payment to maintain organic farming practices and methods'	11,414.34	20

16

Measure 13 – ‘Payments to areas facing natural or other specific constraints


Sub-measure	Public Annual (€)	Area Claimed (Ha)
13.3 – ‘compensation payment to other areas affected by specific constraints’	2,022,750	8,091

17


Measure 16 - Co-operation

Sub-measure	No. of beneficiaries awarded	Funds Awarded Public (€)
16.2 – ‘support for pilot projects, and for the development of new products, practices, processes and technologies’	5	2,981,226.85
16.4 – ‘support for horizontal and vertical co-operation among supply chain actors for the establishment and development of short supply chains and local markets, and for promotion activities in a local context relating to the development of short supply chains and local markets’	0	0
16.6 – ‘support for cooperation among supply chain actors for sustainable provision of biomass for use in food and energy production and industrial processes’	0	0

18



 EU funds | 2014
 for Malta | 2020

Measure 19 (sub-measure 19.2)
Implementation of LDSs



19

Measure 19 (sub-measure 19.2)
Implementation of LDS - GAL XLOKK Foundation


 EU funds | 2014
 for Malta | 2020

Measure	No. of Applications Awarded	Committed (€)
1. Restoration of Assets of Artistic and Cultural Value	22	174,702
2. Strengthening a healthy cultural identity	32	407,367.49
3. Promotion of the Cultural Heritage	11	79,461.54
4. Development of Green Infrastructure	10	545,508.97
Sub-Total	75	€ 1,207,040.00

20

Measure 19 (sub-measure 19.2)

Implementation of LDS - Majjistral Action

Group Foundation

EU funds | 2014
for Malta | 2020

Measure	No. of Applications Awarded	Committed (€)
1. Restoration of Assets of Artistic and Cultural Value	11	164,802.93
2. Strengthening a healthy cultural identity	14	331,004.15
3. Promotion of the Cultural Heritage	0	0
4. Development of Green Infrastructure	5	186,601.36
Sub-Total	30	682,408.44

21

Measure 19 (sub-measure 19.2)

Implementation of LDS - Gozo Action Group Foundation

EU funds | 2014
for Malta | 2020

Measure	No. of Applications Awarded	Committed (€)
1. Gozo in the 21st Century Media	1	175,804.21
2. A Truly Holistic Gozitan Gastronomy	1	196,010.40
3. Gozitan Attractiveness and Innovative Events for all Seasons	1	176,301.74
4. Rejuvenating Gozo	3	336,186.36
Sub-Total	5	884,302.71

22

LDS implementation state of play (M19.2)

EU funds | 2014
for Malta | 2020

LAG	Allocated budget (€) (Public)	Total Committed (€) (Public)	Total Committed (%) (Public)
GAL XLOKK Foundation	1,474,440	1,207,040.00	81.86%
Majjistral Action Group Foundation	1,519,120	682,408.44	44.92%
Gozo Action Group Foundation	1,474,440	688,292.31	46.68%

23

Sub-measure 19.3 Trans-national Cooperation Activities

EU funds | 2014
for Malta | 2020

LAG	Amount
GAL XLOKK Foundation	€ 99,000.00
Majjistral Action Group Foundation	€ 102,000.00
Gozo Action Group Foundation	€ 99,000.00
Total	€ 300,000.00

24

Committed – Summary


 EU funds | 2014
 for Malta | 2020


Sub-measure	Public (€)	Sub-measure	Public (€)
1.1	285,000	10.1 (+AEMs)	8,600,000
2.1	500,000	10.2	1,042,714
3.1	222,860	11.1	9,487.60
4.1	17,688,347	11.2	11,414.34
4.2	5,557,357.32	13.3 (+LFA)	12,490,530.00
4.3	38,691,172	16.2	3,288,845.30
4.4	24,628,237.59	19	6,500,000
6.1	4,270,000	20	5,190,768
6.4	648,491		

25



 EU funds | 2014
 for Malta | 2020

Realised expenditure by Priority (Cumulative as at end November 2020)

26

							
Priority 2 - Enhancing farm viability and competitiveness of all types of agriculture in all regions and promoting innovative farm technologies and the sustainable management of forests							
Focus Area	2A - Improving the economic performance of all farms				2B - Facilitating the entry of adequately skilled farmers into the agricultural sector		
Measure	M02	M04		M06	M02	M04	M06
Sub-Measure	M02.2	M04.1	M04.3	M06.4	M02.2	M04.1	M06.1
Realised Expenditure (Sub-Measure)	€0.00	€3,322,250.93	€13,606,956.44	€0.00	€0.00	€0.00	€3,304,000.00
Realised Expenditure (Focus Area)	€16,929,207.37				€3,304,000.00		
Realised Expenditure (Priority)	€20,233,207.37						
Percentage Realised (Priority)	71.67%						

27

					
Priority 3 – Promoting food chain organisation, including processing and marketing of agricultural products, animal welfare and risk management in agriculture					
Focus Area	3A - Improving competitiveness of primary producers by better integrating them into the agri-food chain through quality schemes				
Measure	M03	M04		M11	M16
Sub-Measure		M04.1	M04.2	M11	
Realised Expenditure (Sub-Measure)	€0.00	€119,655.38	€1,194,376.15	€0.00	€0.00
Realised Expenditure (Focus Area)	€1,314,031.53				
Realised Expenditure (Priority)	€1,314,031.53				
Percentage Realised (Priority)	5.96%				

28

EU funds 2014 for Malta 2020									
Priority 4 – Restoring, preserving and enhancing ecosystems related to agriculture and forestry									
Measure	M01	M02	M04		M08	M10	M11	M13	M16
Sub-Measure			M04.1	M04.4		AECM 1 AECM 3 AECM 6A AECM 6B AECM 6C	M11	M13	
Realised Expenditure (Sub-Measure)	€0.0	€0.0	€0.0	€11,283,636.2	€0.0	€2,326,950.8	€5,889.3	€8,497,863.7	€0.0
Realised Expenditure (Focus Area)	€22,114,339.9								
Realised Expenditure (Priority)	€22,114,339.9								
Percentage Realised (Priority)	43.49%								

29


EU funds 2014 for Malta 2020														
Priority 5 - Promoting resource efficiency and supporting the shift towards a low carbon and climate resilient economy in agriculture, food and forestry sectors														
Focus Area	SA - Increasing efficiency in water use by agriculture				5B - Increasing efficiency in energy use in agriculture and food processing			5C - Facilitating the supply and use of renewable sources of energy		5D - Reducing greenhouse gas and ammonia emissions from agriculture			5E - Fostering carbon conservation and sequestration in agriculture and forestry	
Measure	M01	M02	M04	M16	M01	M02	M04	M04	M16	M01	M02	M04	M08	M10
Sub-Measure			M04.1 M04.3									M04.1		AECM 2A AECM 2B AECM 4 AECM 5
Realised Expenditure (Sub-Measure)	€0.0	€0.0	€17,950,864.6	€0.0	€0.0	€0.0	€0.0	€7,852.9	€0.0	€0.0	€0.0	€14,295.0	€0.0	€1,590,428.5
Realised Expenditure (Focus Area)	€17,950,864.6							€7,852.9		€14,295.0			€1,590,428.5	
Realised Expenditure (Priority)	€19,563,441.1													
Percentage Realised (Priority)	56.63%													

30

Priority 6 -Promoting social inclusion, poverty reduction and economic development in rural areas								
Focus Area	6A - Facilitating diversification, creation and development of small enterprises		6B - Fostering local development in rural areas				6C - Enhancing the accessibility	
Measure	M06	M16	M16	M19				M01
Sub-Measure				M19.1	M19.2	M19.3	M19.4	
Realised Expenditure (Sub-Measure)	€0.00	€0.00	€0.00	€345,014.71	€372,051.15	€1,470.22	€474,467.92	€0.00
Realised Expenditure (Focus Area)	€0.00		€1,193,004.00				€0.00	
Realised Expenditure (Priority)	€1,193,004.00							
Percentage Realised (Priority)	12.76%							

31

Schedule of Calls



Open Block Call procedure

Measure	Measure Budget (Public Expenditure)	Block 1	Block 2	Block 3	Block 4	Block 5	Block 6	Block 7	Block 8	Block 9	Block 10	Block 11	Block 12	Block 13	Block 14
1.1	€1.0 Million	11.01.19	Closed												
2.1	€1.9 Million	18.07.19	Closed												
3.1	€1.0 Million	28.07.17	30.10.17	11.12.17	23.04.18	25.09.18	12.02.19	04.06.19	01.10.19	30.01.20	30.04.20	12.06.20	Closed		
3.2	€100,000	16.07.20	30.10.20	Closed											
4.1	€25 Million	30.03.17	01.06.17	31.07.17	30.10.17	29.01.18	23.04.18	25.09.18	12.02.19	04.06.19	01.10.19	30.01.20	30.04.20	24.07.20	Closed
4.2	€4.7 Million	28.02.19	02.07.19	30.04.20	Closed										
4.3	€10 Million	13.04.17	14.06.17	26.07.17	Closed										
4.4	€22.5 Million	28.02.17	27.04.17	03.07.17	05.10.17	11.01.18	09.04.18	11.09.18	30.04.19	32.07.19	01.10.19	07.11.19	30.04.20	Closed	
6.1	€4.3 Million	05.06.17	31.08.17	30.10.17	15.01.18	28.05.18	04.09.18	11.12.18	26.03.19	Closed					
6.4	€3.85 Million	03.09.19	15.10.19	30.01.20	13.04.20	12.06.20	Closed								
10.2	€1.0 Million	18.07.19	24.09.19	28.02.20	Closed										
16.2	€3.0 Million	30.07.19	21.11.19	28.02.20	30.04.20	Closed									
16.4	€0.375 Million	30.07.19	21.11.19	28.02.20	30.04.20	Closed									
16.6	€0.35 Million	30.07.19	21.11.19	28.02.20	30.04.20	Closed									

32

Amendment to the RDP

EU funds | 2014
for Malta | 2020

- The 4th amendment to the RDP was adopted by the European Commission on the 30th January 2020.

33

RDP projects implementation

EU funds | 2014
for Malta | 2020



34



35



36

EU funds | 2014
for Malta | 2020



37

EU funds | 2014
for Malta | 2020



38



39



40

N+3 assessment

– The N+3 target for 2020 has been achieved

Year	Target (EAFRD)	Actual (EAFRD)
2020	€52,356,800.56*	€52,564,657.97*

41

Performance Framework

Priority	Indicator	RDP 2023 Target	Indicative Progress (Commitments) till November 2020	Indicative Percentage progress
2	Public expenditure (€)	28,474,607.00	36,400,704.68	127.8%
2	Number of holdings supported	176	195	110.8%
2	Surface area upgraded farm access roads (sqm)	300,000	351,848.02	117.3%
3	Public expenditure (€)	8,604,879.34	7,374,272.21	85.7%
3	Number of holdings supported (M4.2)	25	19	76%
4	Public expenditure (€)	50,236,643.00	45,500,654.50	90.6%
4	Area under specific constraints (ha)	9,312.10	7,989	85.79%
4	Number of operations supported by M04	188	201	106.9%
5	Public expenditure (€)	28,688,863.18	28,942,502.47	100.9%
5	Agricultural and forest land (ha)	762.20	1,031.80	135.37%
6	Total Public Expenditure (€)	8,573,437.49	7,150,131.44	83.4%
6	Population covered by LAG	268,733	268,733	100.00%


42

Update on the progress on targets in the Indicator Plan (Chapter 11 of the RDP)


43

P1: Fostering knowledge transfer and innovation in agriculture, forestry and rural areas			
1A) Fostering innovation, cooperation, and the development of the knowledge base in rural areas			
Measure	Target indicator name	Target 2023	Progress
N/A	<u>T1: percentage of expenditure under Articles 14, 15 and 35 of Regulation (EU) No 1305/2013 in relation to the total expenditure for the RDP (focus area 1A)</u>	8.19	0%
N/A	Total RDP planned public expenditures	129,767,197.00	
N/A	Public expenditures (focus area 1A)	10,625,000.00	0
M1	Total public expenditure € (trainings, farm exchanges, demonstration) (1.1 to 1.3)	4,400,000	0
M2	Total public expenditure € (2.1 to 2.3)	2,500,000	0
M16	Total public expenditure € (16.1 to 16.9)	3,725,000.00	0

44

			
P1: Fostering knowledge transfer and innovation in agriculture, forestry and rural areas			
1B) Strengthening the links between agriculture, food production and forestry and research and innovation, including for the purpose of improved environmental management and performance			
Measure	Target indicator name	Target 2023	Progress
N/A	T2: Total number of cooperation operations supported under the cooperation measure (Article 35 of Regulation (EU) No 1305/2013) (groups, networks/clusters, pilot projects...) (focus area 1B)	4	4
	Nr of EIP operational groups to be supported (establishment and 16 operation) (16.1)	4	1
	Nr of other cooperation operations (groups, networks/clusters, pilot 16 projects...) (16.2 to 16.9)	0	3

45

			
P1: Fostering knowledge transfer and innovation in agriculture, forestry and rural areas			
1C) Fostering lifelong learning and vocational training in the agricultural and forestry sectors			
Measure	Target indicator name	Target 2023	Progress
N/A	T3: Total number of participants trained under Article 14 of Regulation (EU) No 1305/2013 (focus area 1C)	7,200	1,300
	1 Training/skills acquisition (1.1) - Nbr of participants in trainings	7,200	1,300

46

P2: Enhancing farm viability and competitiveness of all types of agriculture in all regions and promoting innovative farm technologies and the sustainable management of forests			
2A) Improving the economic performance of all farms and facilitating farm restructuring and modernisation, notably with a view to increasing market participation and orientation as well as agricultural diversification			
Measure	Target indicator name	Target 2023	Progress
N/A	T4: percentage of agricultural holdings with RDP support for investments in restructuring or modernisation (focus area 2A)	0.93	1%
N/A	Number of agricultural holdings with RDP support for investments in restructuring or modernisation (focus area 2A)	116	133
	2 Total public expenditure € (2.1 to 2.3)	200,000.00	0
	4 Nr of holdings supported for investment in agricultural holdings (4.1)	116	133
	4 Total public expenditure for investments in infrastructure (4.3)	12,924,344.00	13,606,956.44
	4 Total investment € (public + private)	30,691,713.00	47,612,510.00
	4 Total public expenditure € (4.1)	8,165,666.00	3,322,250.93
	4 Total public expenditure €	21,090,010.00	16,929,207.37
	6 Total investment € (public + private)	4,200,000.00	0
	6 Total public expenditure €	1,925,000.00	0

47

P2: Enhancing farm viability and competitiveness of all types of agriculture in all regions and promoting innovative farm technologies and the sustainable management of forests			
2B) Facilitating the entry of adequately skilled farmers into the agricultural sector and, in particular, generational renewal			
Measure	Target indicator name	Target 2023	Progress
N/A	T5: percentage of agricultural holdings with RDP supported business development plan/investments for young farmers (focus area 2B)	0.48	0.49%
N/A	Number of agriculture holdings with RDP supported business development plan/investments for young farmers (focus area 2B)	60	62
	2 Total public expenditure € (2.1 to 2.3)	200,000.00	0
	Nr of holdings supported for investment in agricultural holdings (support to the business plan of young farmers) (4.1)	10	0
	4 Total investment € (public + private)	1,519,194.00	0
	4 Total public expenditure €	759,597.00	0
	6 Nr of beneficiaries (holdings) receiving start up aid young farmers (6.1)	60	62
	6 Total investment € (public + private)	5,000,000.00	4,639,534.88
	6 Total public expenditure € (6.1)	4,300,000.00	3,304,000.00
	6 Total public expenditure €	4,300,000.00	3,304,000.00

48

P3: Promoting food chain organisation, including processing and marketing of agricultural products, animal welfare and risk management in agriculture			
3A) Improving competitiveness of primary producers by better integrating them into the agri-food chain through quality schemes, adding value to agricultural products, promotion in local markets and short supply circuits, producer groups and inter-branch organisations			
Measure	Target indicator name	Target 2023	Progress
	T6: percentage of agricultural holdings receiving support for participating in quality schemes, local markets and short supply circuits, and producer groups/organisations (focus area 3A)	1.36	0.37%
	Number agricultural holdings receiving support for participating in quality schemes, local markets and short supply circuits, and producer groups/organisations (focus area 3A)	171	46
	3 Nr of holdings supported (3.1)	66	46
	3 Total public expenditure (€) (3.1 to 3.2)	813,170.67	0
	Nr of operations supported for investment (e.g. in agricultural holdings, in processing and marketing of ag. products) (4.1 and 4.2)	61	25
	4 Total investment € (public + private)	14,333,418.30	11,959,862.93
	4 Total public expenditure €	7,166,708.67	1,314,031
	Nr of agricultural holdings participating in cooperation/local promotion among supply chain actors (16.4)	105	0
	16 Total public expenditure € (16.1 to 16.9)	625,000.00	0

49

P4: Restoring, preserving and enhancing ecosystems related to agriculture and forestry			
Measure	Indicator name	Target 2023	Progress
	1 Training/skills acquisition (1.1) - Nbr of participants in trainings	2,880.00	1,300.00
	1 Training/skills acquisition (1.1) - Total public for training/skills	1,440,000.00	0
	Total public expenditure € (trainings, farm exchanges, demonstration) (1.1 to 11.3)	1,760,000.00	0
	2 Nr of beneficiaries advised (2.1)	630	1,022
	2 Total public expenditure € (2.1 to 2.3)	1,050,000.00	0
	4 Nr of operations of support for non productive investment (4.4)	188	201
	4 Total investment € (public + private)	32,987,379.00	31,482,876.13
	4 Total public expenditure €	24,908,690.00	11,283,636.15
	8 Total public expenditure (€) (8.5)	1,750,000.00	0
	10 Area (ha) under agri-environment-climate (10.1)	671.1	771
	10 Public expenditure for genetic resources conservation (10.2)	857,143.00	0
	10 Total public expenditure (€)	6,817,953.00	2,326,950.78
	11 Area (ha) - conversion to organic farming (11.1)	45	3
	11 Area (ha) - maintenance of organic farming (11.2)	13	5.2
	11 Total public expenditure (€)	200,000.00	5,889.27
	13 Area (ha) - areas with specific constraints (13.3)	8,700.00	8,700.00
	13 Total public expenditure (€)	12,000,000.00	8,497,863.72
	16 Total public expenditure € (16.1 to 16.9)	1,750,000.00	0

50

P4: Restoring, preserving and enhancing ecosystems related to agriculture and forestry			
4A) Restoring, preserving and enhancing biodiversity, including in Natura 2000 areas, and in areas facing natural or other specific constraints and high nature value farming, as well as the state of European landscapes			
Measure	Target indicator name	Target 2023	Progress
N/A	T9: percentage of agricultural land under management contracts supporting biodiversity and/or landscapes (focus area 4A)	6.37	6.73
N/A	Agricultural land under management contracts supporting biodiversity and/or landscapes (ha) (focus area 4A)	729.1	771
P4: Restoring, preserving and enhancing ecosystems related to agriculture and forestry			
4B) Improving water management, including fertiliser and pesticide management			
Measure	Target indicator name	Target 2023	Progress
N/A	T10: percentage of agricultural land under management contracts to improve water management (focus area 4B)	2.98	2.79
N/A	Agricultural land under management contracts to improve water management (ha) (focus area 4B)	341.1	320.2
P4: Restoring, preserving and enhancing ecosystems related to agriculture and forestry			
4C) Preventing soil erosion and improving soil management			
Measure	Target indicator name	Target 2023	Progress
N/A	T12: percentage of agricultural land under management contracts to improve soil management and/or prevent soil erosion (focus area 4C)	2.98	6.13
N/A	Agricultural land under management contracts to improve soil management and/or prevent soil erosion (ha) (focus area 4C)	341.1	702


51

P5: Promoting resource efficiency and supporting the shift towards a low carbon and climate resilient economy in agriculture, food and forestry sectors			
5A) Increasing efficiency in water use by agriculture			
Measure	Target indicator name	Target 2023	Progress
N/A	Irrigated land switching to more efficient irrigation system (ha) (focus area 5A)	154	*206
N/A	T14: percentage of irrigated land switching to more efficient irrigation system (focus area 5A)	5.44	7.27
	1 Training/skills acquisition (1.1) - Nbr of participants in trainings	2,880.00	0
	1 Training/skills acquisition (1.1) - Total public for training/skills	1,440,000.00	0
	Total public expenditure € (trainings, farm exchanges, demonstration) (1.1 to 1.3)	1,760,000.00	0
	2 Nr of beneficiaries advised (2.1)	222	0
	2 Total public expenditure € (2.1 to 2.3)	350,000.00	0
	4 Nr of operations supported for investment (4.1, 4.3)	53	25
	4 Area (ha) concerned by investments for saving water (e.g. more efficient irrigation systems...)	154	206
	4 Total investment € (public + private)	22,762,486.04	28,187,847.43
	4 Total public expenditure €	18,919,719.51	17,950,864
	16 Total public expenditure € (16.1 to 16.9)	250,000.00	0

52

P5: Promoting resource efficiency and supporting the shift towards a low carbon and climate resilient economy in agriculture, food and forestry sectors			
5B) Increasing efficiency in energy use in agriculture and food processing			
Measure	Target indicator name	Target 2023	Progress
	1 Training/skills acquisition (1.1) - Nbr of participants in trainings	720	0
	1 Training/skills acquisition (1.1) - Total public for training/skills	360,000.00	0
	Total public expenditure € (trainings, farm exchanges, demonstration) 1 (1.1 to 1.3)	440,000.00	0
	2 Nr of beneficiaries advised (2.1)	230	0
	2 Total public expenditure € (2.1 to 2.3)	350,000.00	0
	Nr of operations supported for investment (in agricultural holdings, in 4 processing and marketing of ag. products) (4.1, 4.2 and 4.3)	5	0
	4 Total investment € (public + private)	759,597.00	0
	4 Total public expenditure €	379,798.00	0

53

			
P5: Promoting resource efficiency and supporting the shift towards a low carbon and climate resilient economy in agriculture, food and forestry sectors			
5C) Facilitating the supply and use of renewable sources of energy, of by products, wastes, residues and other non food raw material for the purposes of the bio-economy			
Measure	Target indicator name	Target 2023	Progress
N/A	T16: Total investment in renewable energy production (€) (focus area 5C)	3,038,387.00	7,852.91
	4 Nr of operations supported for investment (4.1, 4.3)	22	1
	4 Total investment € (public + private)	3,038,387.00	17,379.78
	4 Total public expenditure €	1,519,194.00	7,852.91
	16 Total public expenditure € (16.1 to 16.9)	600,000.00	0

54

P5: Promoting resource efficiency and supporting the shift towards a low carbon and climate resilient economy in agriculture, food and forestry sectors			
5D) Reducing green house gas and ammonia emissions from agriculture			
Measure	Target indicator name	Target 2023	Progress
N/A	LU concerned by investments in live-stock management in view of reducing GHG and/or ammonia emissions (focus area 5D)	6,700.00	5
N/A	T17: percentage of LU concerned by investments in live-stock management in view of reducing GHG and/or ammonia emissions (focus area 5D)	16.09	0.01
	1 Training/skills acquisition (1.1) - Nbr of participants in trainings	360	0
	1 Training/skills acquisition (1.1) - Total public for training/skills	180,000.00	0
	Total public expenditure € (trainings, farm exchanges, demonstration) (1.1 to 1.3)	220,000.00	0
	2 Nr of beneficiaries advised (2.1)	230	0
	2 Total public expenditure € (2.1 to 2.3)	350,000.00	0
	Nr of operations supported for investment (e.g. manure storage, manure treatment) (4.1, 4.4 and 4.3)	15	1
	LU concerned by investment in livestock management in view of reducing GHG and ammonia emissions	6,700.00	5
	4 Total investment € (public + private)	2,088,891.00	27,200.00
	4 Total public expenditure €	1,044,446.00	14,295.03

55

P5: Promoting resource efficiency and supporting the shift towards a low carbon and climate resilient economy in agriculture, food and forestry sectors			
5E) Fostering carbon conservation and sequestration in agriculture and forestry			
Measure	Target indicator name	Target 2023	Progress
N/A	T19: percentage of agricultural and forest land under management contracts contributing to carbon sequestration and conservation (focus area 5E)	5.31	7.86
N/A	Agricultural and forest land under management to foster carbon sequestration/conservation (ha) (focus area 5E)	608.2	393.5
	8 Total public expenditure (€) (8.5)	1,750,000.00	0
	Nr of operations (investments improving resilience and value of forest ecosystems) (8.5)	25	0
	10 Area (ha) under agri-environment-climate for carbon sequestration	608.2	393.5
	10 Total public expenditure (€)	755,705.67	1,590,428.53


56

P6: Promoting social inclusion, poverty reduction and economic development in rural areas			
6A) Facilitating diversification, creation and development of small enterprises, as well as job creation			
Measure	Target indicator name	Target 2023	Progress
N/A	T20: Jobs created in supported projects (focus area 6A)	24	4
	Nr of beneficiaries (holdings) receiving start up aid/support for investment in non-agric activities in rural areas (6.2 and 6.4)	22	6
6	Total investment € (public + private)	2,952,954.52	0
6	Total public expenditure €	1,353,437.49	0
16	Total public expenditure € (16.1 to 16.9)	250,000.00	0


57

P6: Promoting social inclusion, poverty reduction and economic development in rural areas			
6B) Fostering local development in rural areas			
Measure	Target indicator name	Target 2023	Progress
N/A	T21: percentage of rural population covered by local development strategies (focus area 6B)	99.97	99.97
N/A	Rural population covered by local development strategies (focus area 6B)	268,733.00	268,733.00
N/A	T23: Jobs created in supported projects (Leader) (focus area 6B)	10	5
16	Total public expenditure € (16.1 to 16.9)	250,000.00	0
19	Number of LAGs selected	3	3
19	Population covered by LAG	268,733.00	268,733.00
19	Total public expenditure (€) - preparatory support (19.1)	593,750.00	345,014.71
19	Total public expenditure (€) - support for implementation of operations under the CLLD strategy (19.2)	4,425,000.00	372,051.15
19	Total public expenditure (€) - preparation and implementation of cooperation activities of the local action group (19.3)	300,000.00	1,470.22
19	Total public expenditure (€) - support for running costs and animation (19.4)	1,181,250.00	474,467.92

58

 EU funds 2014 for Malta 2020			
P6: Promoting social inclusion, poverty reduction and economic development in rural areas			
6C) Enhancing the accessibility, use and quality of information and communication technologies (ICT) in rural areas			
Measure	Target indicator name	Target 2023	Progress
	Training/skills acquisition (1.1) - Nbr of participants in trainings	360	0
	Training/skills acquisition (1.1) - Total public for training/skills	180,000	0
	Total public expenditure € (trainings, farm exchanges, demonstration) (1.1 to 1.3)	220,000	0

59

 EU funds 2014 for Malta 2020			
Specific Target indicator(s)			
Target indicator	Focus Area	Target value 2023	
		Target 2023	Progress
Percentage of total public expenditure (M1.1 to M1.3) allocated for ICT actions/interventions	6C	20	0
Nr of operations supported under M4.2 contributing to FA3A (M4.2)	3A	25	19

60

Reporting Activities

61

Annual Implementation Report 2019

- The Annual Implementation Report for 2019 was drafted by the Managing Authority and submitted by the end of September 2020.
- Prior to submission, this report was circulated amongst members of the Monitoring Committee for their consideration and approval via written procedure.
- This AIR was approved by the European Commission during November 2020.

62

Evaluation on sub-Measure 6.1

 EU funds | 2014
for Malta | 2020

- An evaluation of sub-Measure 6.1 is being drafted and finalised by the external RDP evaluators.
- Evaluation results will be uploaded on the MA's website and presented to this Committee.

63

 EU funds | 2014
for Malta | 2020

Administrative Capacity Building

64

Training Activities

MA staff attended various training events, including:

- Public Management Toolkit Courses, organised throughout the year by the Institute of Public Services;
- EU funds management courses;
- Several seminars organised by the RDP external evaluators, including, for example, LEADER evaluation and data management.
- Various other meetings, workshops, seminars and training courses, including those organised by the European Commission, European Evaluation Helpdesk for Rural Development.

65

Training Activities

- During 2019, MA staff members were involved in a visit at two Italian regions' MAs in the Campania and Emilia Romagna regions.

66

Communication and Events

67

Events carried out by the Managing Authority and the National Rural Network Malta (NRNM)



IL-KOMPOST
Foljett mahruġ min-**Network Rurali Nazzjonali tal-Fond Agrikolu Ewropew** għall-**izvilupp Rurali** għal Malta.



During 2019 and 2020, the NRN issued various information leaflets and newsletters.



68

NRN Newsletters



EDITION 16 JULY 2020



Good Practices Projects

MEASURE 4.2 - SUPPORT FOR INVESTMENTS IN PROCESSING/ MARKETING AND/OR DEVELOPMENT OF AGRICULTURE PRODUCTS

ADDING VALUE TO LOCAL PORT MEAT THROUGH FURTHER PROCESSING, MARKETING AND DEVELOPMENT

- **Project Duration:** 2019 - 2020
- **Total Project Budget:** €233,000
- **Beneficiary:** Nigret Butcher
- **Location:** Rabat, Malta

DESCRIPTION OF PROJECT
This project which just opened its doors in July is spearheaded by two young farmers, Kurt and Nyle Gatt who, after being trained in their father's meat shop, have formed a partnership and are now opening up a processing facility to add value to the pig meat they themselves produce on farm.



CONTEXT AND ACTIVITIES
This project adds value to the local pork product by enabling innovative and competitive retail cuts that are convenient, healthy and of a wide variety. Raw materials received are lowered to the processing area using a goods lift. For further processing, at this level (Level 1), the investment includes: raw conveying systems, cold rooms, work tops and freezers. The refrigeration technology used throughout the facility is based on CO2. This cooling technology is a leader in industrial refrigeration because of its overall better solution to growing global warming concerns and rising energy costs. A Variable Refrigerant Flow (VRF) system will be used for space cooling/heating. Both systems reverse the damage done by old systems. At street level, the investment includes packaging and labelling equipment to guarantee that the cuts have all the obligatory information on the label. Labelling also facilitates product recall. The packaging equipment ensures that the product always reaches the customer in the best possible condition for it to be enjoyed fresh. At this level, the investment also includes display facilities as well as other systems for the sampling of products and dissemination of information on nutrients and accompaniments.



RESULTS
The opportunity arose that the only way to ascertain long term sustainability for the farm and the butcher was that they look upon their father's to invest in innovation. They stated that they can only retain and increase their market share by creating new and innovative products. For this reason, they sought assistance from the European Agricultural Fund for Rural Development to reach their objective.

Further Announcements and Pre-Announcements of Measures

MEASURE 3.1 - 'SUPPORT FOR NEW PARTICIPATION QUALITY SCHEMES'

The final batch of applications under sub-measure 3.1 will be received until June 12, 2020. No applications will be received after this date unless otherwise notified by the Managing Authority.

MEASURE 6.4 - 'SUPPORT FOR INVESTMENTS IN CREATION AND DEVELOPMENT OF NON-AGRICULTURAL ACTIVITIES'

The final batch of applications under sub-measure 6.4 will be received until June 12, 2020. No applications will be received after this date unless otherwise notified by the Managing Authority.

Covid-19 Situation - Simplification Measures

1. Procedure for the receipt of applications during the ongoing COVID-19 outbreak


Prospective applicants are to note that given the evolving nature of the COVID-19 outbreak, only soft copies sent via email to applications@ma.govt.mt will be accepted, no hard copy of applications, whether submitted by mail by hand or any other means, will be accepted until further notice. Likewise, no pen-drives, cd's etc. will be accepted. This applies to submissions at both the Front Offices in Malta and Gozo as well as the Managing Authority Offices in St. Venera. Only applications that successfully reach the working mailbox applications@ma.govt.mt by the close of deadline will be considered. It remains the responsibility of the applicant to ensure that the application was successfully delivered.

Prospective applicants are strongly advised to avoid submitting applications on the last days of the batch, in order to ensure that technical hitches of any sort do not hinder the successful receipt of applications. Applicants are to ensure that applications are sent in one compressed zipped folder, with each documentation clearly labelled.




Rural Development Programme for Malta 2014-2020
 Financed by the European Union
 Co-Financing by the Government of Malta
 The European Agricultural Fund for Rural Development
 Growth through Rural Areas

Information Sessions



- Throughout 2020 and before the COVID-19 pandemic, the MA organised various information sessions in order to disseminate information concerning various measures:
 - Tuesday 25th February 2020 at the FCCS Cooperative (Pitkaliġa) in Ta' Qali Limits of Attard;
 - Wednesday 19th February 2020 at Government Experimental Farm in Xewkija Gozo;
 - Friday 28th February 2020 in Ghammieri, Marsa
 - Friday 21st February 2020 at the Mgarr Farmers Cooperative in Mgarr

Rural Development Programme for Malta 2014-2020
 Financed by the European Union
 Co-Financing by the Government of Malta
 The European Agricultural Fund for Rural Development
 Growth through Rural Areas

Short Message Service (SMS)

- The MA sends out SMSs to potential applicants upon launching of its sub-measures.
- The MA also sends out SMSs to potential applicants informing them about the information sessions previously mentioned.
- For the first time during 2020, this service is also being used to communicate with RDP beneficiaries on reminders such as project deadlines.

71

Europe Day, Valletta

- Held on 9th May 2019, Valletta.



72

Mnarja 2019

EU funds | 2014
for Malta | 2020

The Managing Authority also attended the Mnarja activities on the 28th & 29th June 2019 in Buskett



73

National Rural Network Committee Meeting

EU funds | 2014
for Malta | 2020

The National Rural Network Committee meeting was held on the 22nd November 2019



74

Press Releases





NEWS COVID-19 SPORT TVM RADIO SCHEDULE POPO



“We farmers toil endlessly but I would not change my work for any other”

Posted On September 25, 2020 | Updated On September 2020 10:45pm | Report Photo Missing

Four farmers have extended their operations through an investment of about €200,000 acquired through EU funds aimed at agricultural and rural projects. TVM spoke to farmer George Mifsud who utilised his share in constructing greenhouses and to well to improve his tomato growing in his Nebbi fields.

Mifsud is aged 45 and since his childhood he has worked in fields and agricultural products because his father was also a farmer. He said he will not change the time he spends with his crops and the soil with anything to earn his daily bread.

“I used to come back from school, mount my bicycle and pedal off to join my father in the fields”, he said.

Together with three other farmers Mifsud applied for the funds to improve his tomato growing culture. He managed to acquire €80,000 from the EU Fund to increase and improve his tomato production, he said he did this to counter the great competition from imported vegetable products.

He said without these funds he could not achieve growth because to counter imports one has to compete.

Mifsud said that nowadays farmers continue their toils because of their love and passion of farming. He described the work as difficult and requiring lengthy hours.

“One has to have a love for this work otherwise it would not be possible ... a great sacrifice ... and deprives one of the company of their family to keep up with the work required”.

Three other farmers have also benefited from the fund through €200,000. One has utilised his share to construct a reservoir and three new greenhouses, another farmer acquired €40,000 to expand his greenhouses and to purchase new equipment and the other farmer over €100,000 to modernise his farm where he breeds and rears pigs.

TIMES MALTA

€500,000 in European funds for NGOs in south of Malta

Community | News | Society

October 5, 2020 | 12:31



Photo: OOI - Joseph Buge


Some €500,000 in European funds have been allocated to NGOs in the south of Malta. Parliamentary Secretary for European Funds Stefan Zerafa announced this on Friday.

Press article – sub-measure 19.2

Press article – sub-measure 4.1


75

Social Media updates




#EUinmyregion
MALTA


Assisting farmers through EU funds




19,000 people employed in the agricultural sector




€130M in EU funds allocated to Malta to assist farmers through various measures




€23M in EU funds committed to over 300 projects, 20% of them located in Gozo




20% of these project funds allocated to young farmer




Improvement of water management/agricultural storage system



Upgrading of farm infrastructure



More modern and energy efficient technology



EUROPEAN UNION



The **EU Funds Malta** has played a crucial role in assisting farming and agriculture in **Malta**. Thanks to EU funds, farmers benefited from upgrades of farm infrastructure, investment in modern and energy efficient technology, improvement of water management and agricultural storage systems 🙌🏻

Fondi Europej Europe in my region

#eu4malta #farming #agriculture #watermanagement #euinmyregion

76

Managing Authority website

EU funds for Malta | 2014 | 2020

- The MA's website is continuously updated.

The screenshot shows the website eufunds.gov.mt. The navigation menu includes: PARLIAMENTARY SECRETARY, PLANNING AND PRIORITIES COORDINATION, EU FUNDS AND PROGRAMMES, MEASURES AND SUPPORT DIVISION, STATE AID, and MEDIA. The main content area is titled "The Rural Development Programme for Malta 2014 - 2020". A sidebar on the left lists "YOU MAY ALSO BE INTERESTED:" with links to "Technical Assistance National Rural Network Monitoring Committee" and "Measures of the Rural Development Programme 2014-2020". The main text under "Structure of the Programme" states: "The 2007-2013 comprised various measures falling under one of the identified 5 priority axes. The first notable difference in the new RDP sees the removal of this axis structure, replaced by 6 EU priority areas, sub-divided in a total of 18 focus areas. The consultation process and preparations leading up to the drafting of the new programme also identified 5 main needs for the Maltese agriculture sector, namely:"

- Water, wastes and energy
- Maltese quality produce
- Sustainable livestock
- Landscape and environment
- Wider rural economy and quality of life

77

Thank you for your attention.

EU funds for Malta | 2014 | 2020

European Union
European Structural and Investment Funds

78