

# MONITORING COMMITTEE for Operational Programme I

*Investing in Competitiveness  
for a Better Quality of Life*

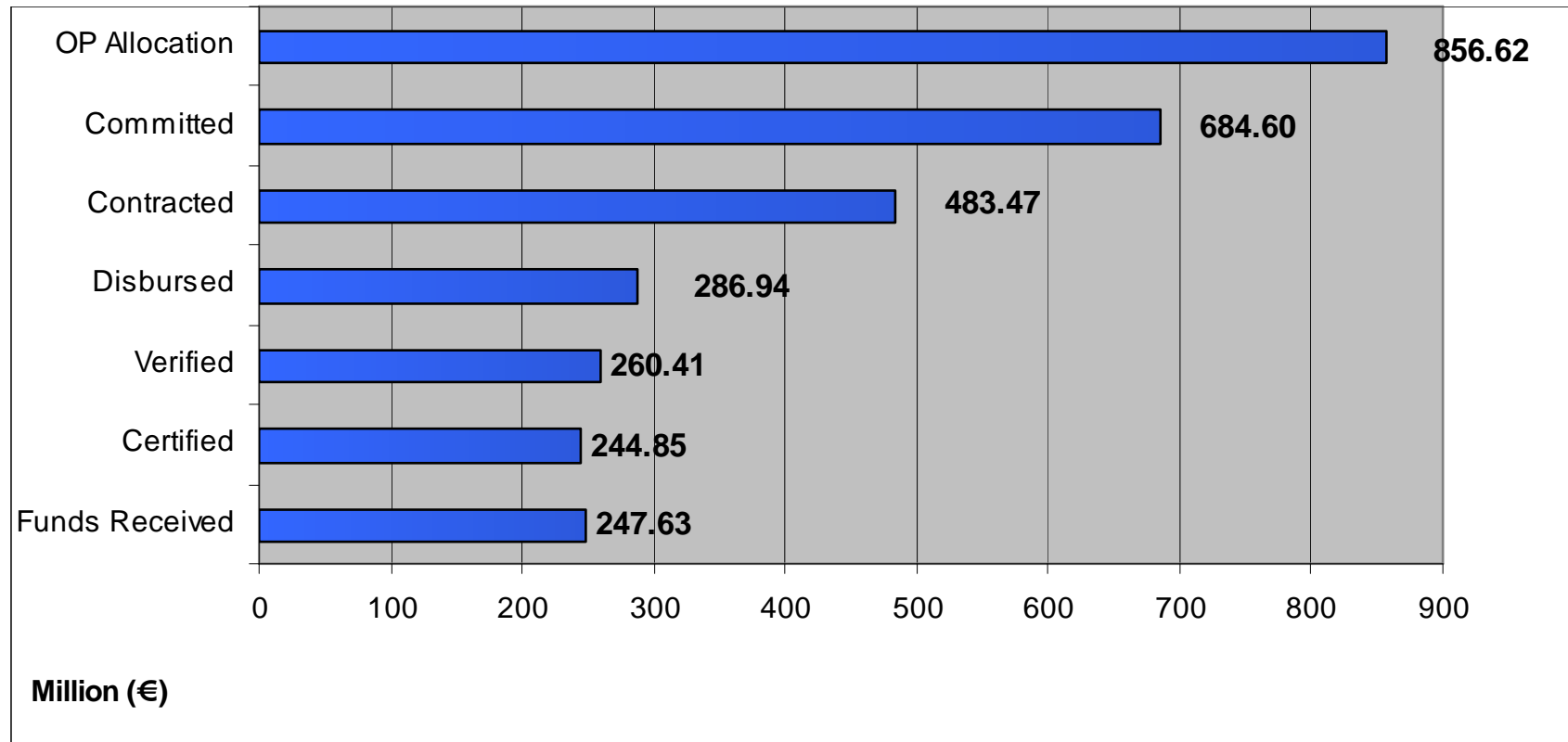
**Implementation Update  
Friday, 16<sup>th</sup> November 2012**

# Overview

- Overview of Operational Programme I, ERDF, CF
- Update on the changes to OPI
- Commitments; Contracted; Payments
- Update on Results
- Calls Awarded, Under Evaluation, Upcoming
- Upcoming Calls
- Major Projects
- JEREMIE
- Update on Results
- JASPERS
- Lisbon Agenda
- Monitoring & Reporting Structures
- Structural Funds Database 2007-2013
- Communications, Training & Evaluation
- Verified & Certified Amounts
- Conclusions



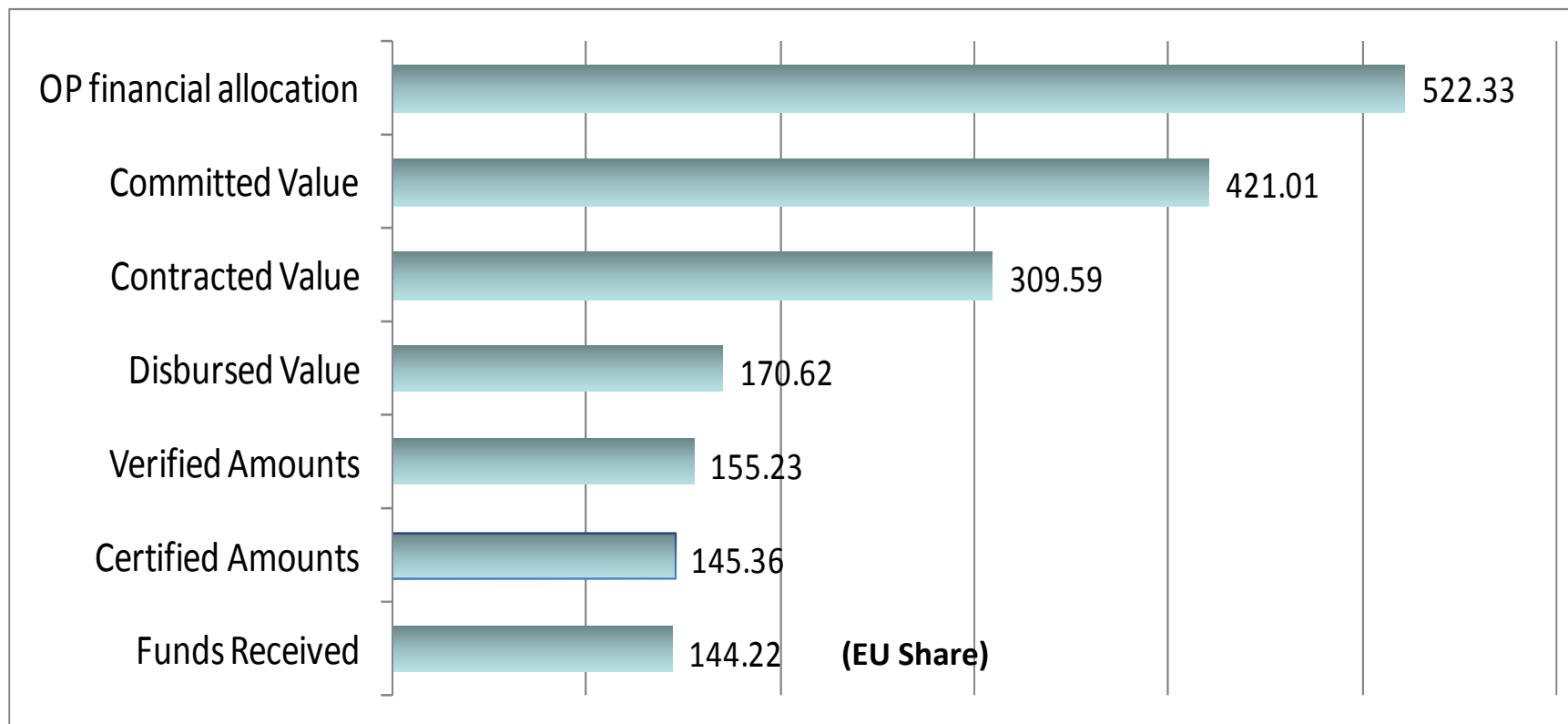
# Overview of the Operational Programme I





EUROPEAN REGIONAL DEVELOPMENT FUND  
COHESION FUND  
MALTA 2007-2013

## Overview of the ERDF



Millions (€)

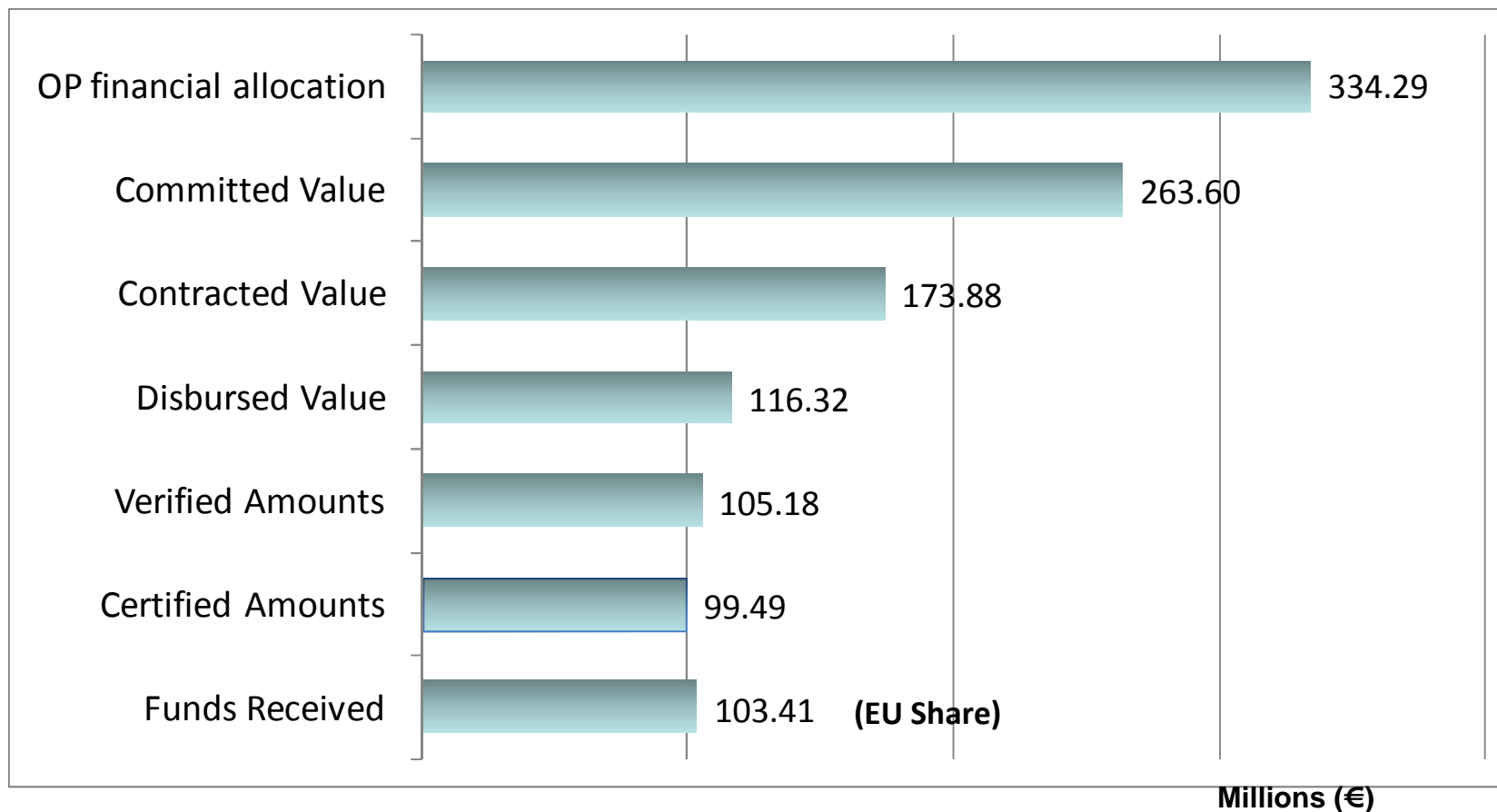
Operational Programme I – Cohesion Policy 2007- 2013  
Event part-financed by the European Union  
European Regional Development Fund





EUROPEAN REGIONAL DEVELOPMENT FUND  
COHESION FUND  
MALTA 2007-2013

## Overview of the CF



Operational Programme I – Cohesion Policy 2007- 2013  
Event part-financed by the European Union  
European Regional Development Fund



## Update on the Change to OPI (I)

The changes proposed to OPI were officially accepted in May 2012.

The main changes were:

- Shifting of Major Project CF120 under PA5 – Safeguarding the Environment
- Inclusion of Potential Interventions under different PAs
- Reduction in overall budget for PA3.
- Increase in overall budget for PA5

The latest version of OPI may be accessed on the PPCD website:

<http://www.ppcd.gov.mt/op1>



EUROPEAN REGIONAL DEVELOPMENT FUND  
COHESION FUND  
MALTA 2007-2013

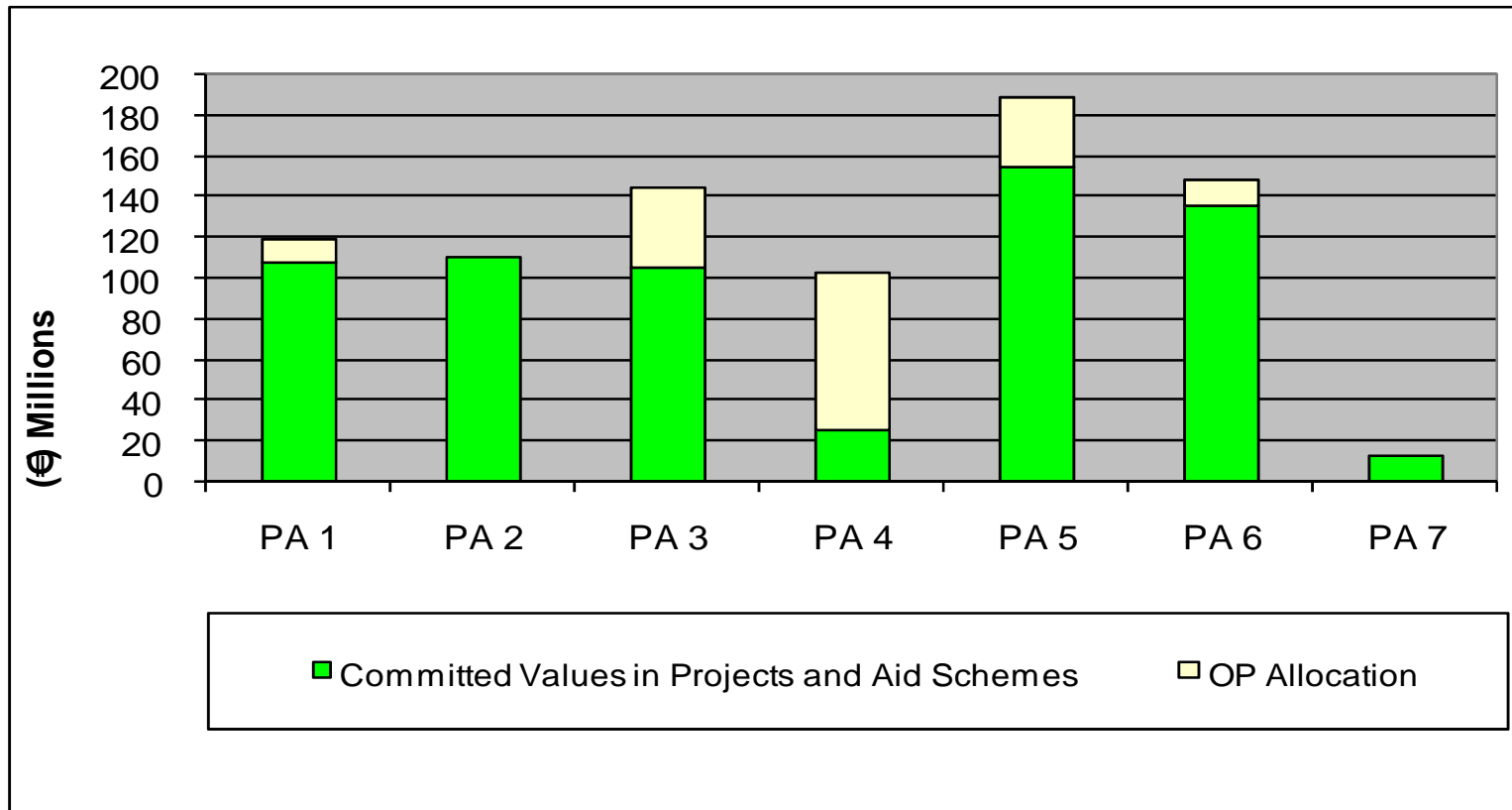
## Update on the Changes to OPI (2)

The financial aspect of the approved changes to OPI are as follows:

PA	Original Allocation	Approved amendments	Approved Revised Allocation
1	120,000,000	-	120,000,000
2	120,000,000	-	120,000,000
3	169,038,259	-24,038,259	145,000,000
4	121,000,000	-	121,000,000
5	165,250,000	+24,038,259	189,288,259
6	149,000,000	-	149,000,000
7	12,327,095	-	12,327,095
<b>Total</b>	<b>856,615,354</b>		<b>856,615,354</b>



# Commitments



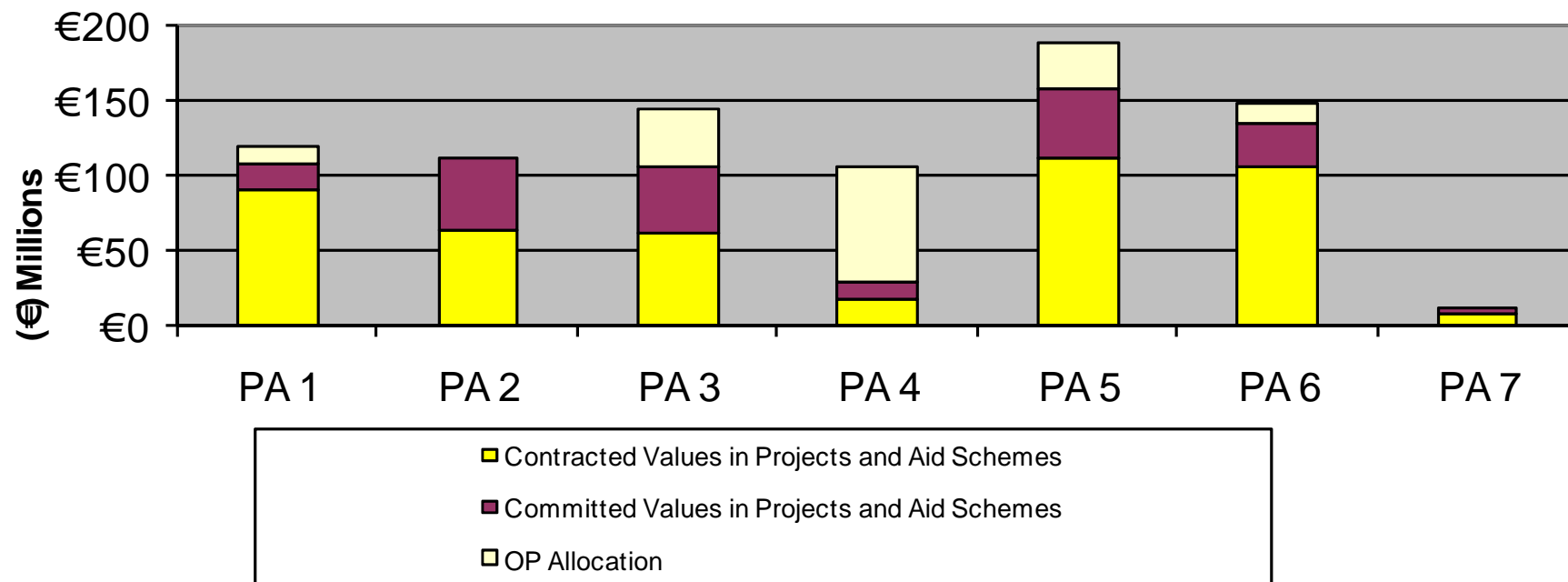


## Gozo Commitment



<b>OP Allocation</b>	€856,615,354
<b>10% of OP Allocation: commitment towards Gozo</b>	€85,661,535
<b>Committed (Gozo) as at October 2012</b>	€ 59,808,574
<b>% of committed values vis-à-vis 10% Allocation</b>	70%

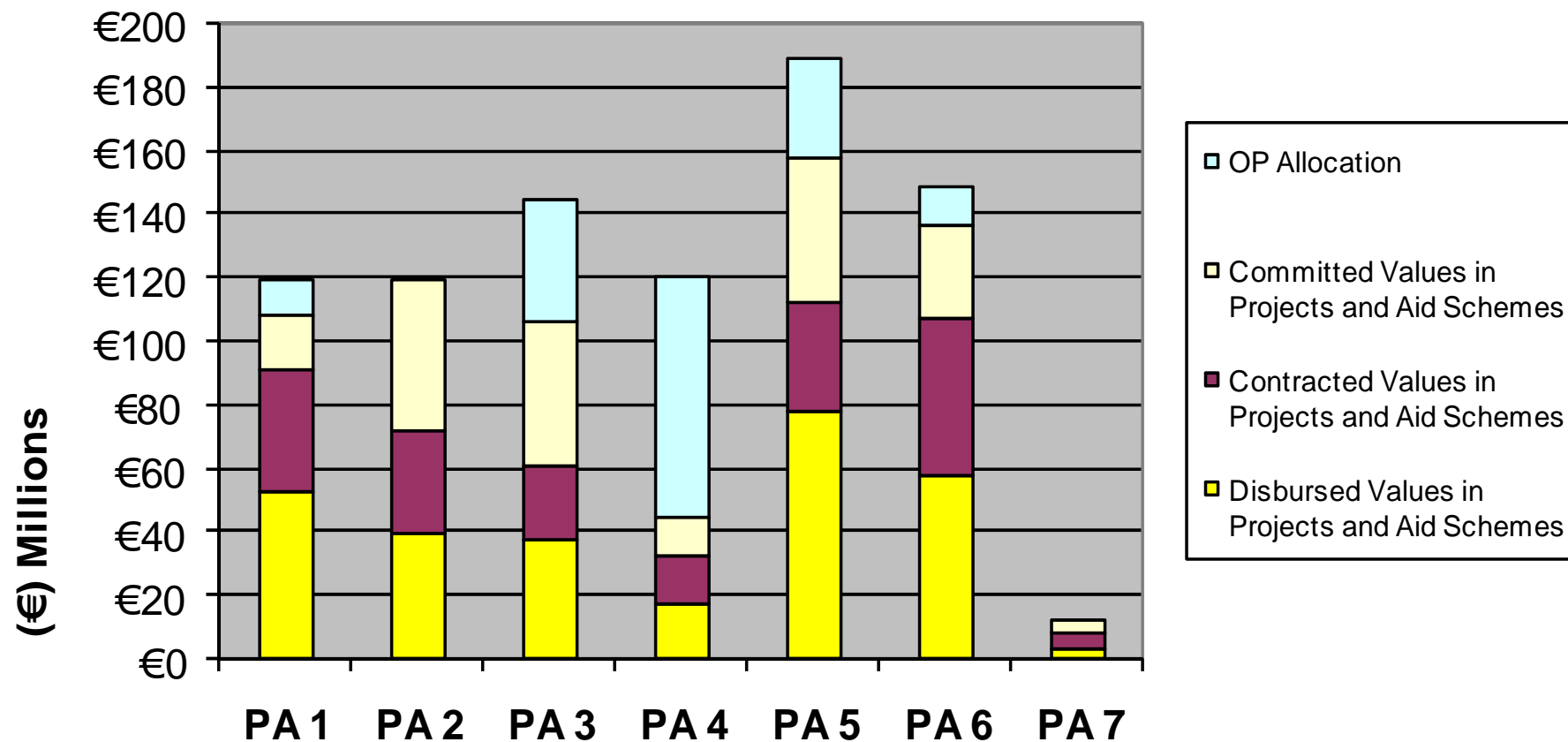
# Contracted





EUROPEAN REGIONAL DEVELOPMENT FUND  
COHESION FUND

## Payments



## Calls Awarded



- **Priority Axis 4**

- Call 13 (Climate Change and Resource Efficiency)

- Eligible Applicants: **Voluntary Organisations**

- Concluded: **September 2012**

- Projects Awarded: **14**

- Committed Amount: **€2.17million**

# Calls under evaluation



- **Priority Axis 1**
  - Call 15 (Enhancing Knowledge & Innovation)  
To be concluded in December of 2012 (indicative budget €12,000,000)
  
- **Priority Axis 4**
  - Call 14 (Climate Change and Resource Efficiency)  
To be concluded by December 2012 (indicative budget €40,000,000)
  
- **Priority Axis 5**
  - Non-Major Call 4 (Safeguarding the Environment & Risk Prevention)  
To be concluded by February 2013 (indicative budget €5,000,000)
  
- **Priority Axis 6**
  - Call 16 (Urban Regeneration and Improving the Quality of Life )  
To be concluded by February 2013 (indicative budget €12,000,000)

## Upcoming Calls



- **Priority Axis 4**

- Call for potential projects PA4: Climate Change & Resource Efficiency
- Focus Areas: **Energy & Resource Efficiency**
- Indicative Budget: **Approx. €30 million**

## List of Major Projects



Code	Title	Public Eligible Expenditure
Priority Axis 3		
CF117	Improvement of the TEN-T Road Infrastructure (Phase I)	€ 58,000,000
CF125	Improvement of the TEN-T Road Infrastructure (Phase II)	€ 47,000,000
Priority Axis 5		
CF116	Malta South Sewage Treatment Infrastructure	€ 70,000,000
CF118	Rehabilitation & Restoration of Closed Landfills	€ 26,000,000
CF 119	Malta North Mechanical & Biological Treatment Plant	€ 30,000,000
CF120	National Flood Relief Project	€ 51,000,000
Priority Axis 6		
ERDF196	Mater Dei Hospital Oncology Centre	€ 44,000,000

## Major Projects PA 3 (Cohesion Fund)



### **CF 117: Improvement of the TEN-T Road Infrastructure – Phase I (TM):**

Focus Areas: Road Transport Links

<i>Design</i>	<i>Application</i>	<i>Implementation</i>	<i>Closure</i>
Public Eligible	Contracts	Payments	Certified
€57,587,381	€42,848,966	€25,975,248	€25,565,546.79

### **CF 125 : Improvement of the TEN-T Road Infrastructure – Phase II (TM):**

Focus Areas: Road Transport Links

<i>Design</i>	<i>Application</i>	<i>Implementation</i>	<i>Closure</i>
Public Eligible	Contracts	Payments	Certified
€47,000,000	€0.00	€0.00	€0.00



# Major Projects PA 5 (Cohesion Fund)



*CF116: Malta South Sewage Treatment Infrastructure (WSO)*

**Focus Area: Water & Waste Water**



Public Eligible	Contracts	Payments	Certified
€69,985,474	€68,498,768.01	€67,968,030.23	€66,804,83317



## Major Projects PA 5 (Cohesion Fund)

### CF118: Rehabilitation & Restoration of Closed Landfills (WasteServ Malta Ltd) - Focus Area: Solid Waste



Public Eligible	Contracts	Payments	Certified
€26,224,382	€14,492,926.07	€2,961,489.87	€677,510.28

### CF 119 : Malta North Mechanical & Biological Treatment Plant (WSM)



Public Eligible	Contracts	Payments	Certified
€33,000,000	€0	€0	€0

## Major Projects PA 5 (Cohesion Fund)



### **CF 120: National Flood Relief Project (MRRA)**

**Focus Area: Flood Relief**



Public Eligible	Contracts	Payments	Certified
€52,809,134	€34,976,343	€6,856,159	€598,087

## Major Projects PA 6 (ERDF)

**ERDF 196: Mater Dei Hospital Oncology Centre (MHEC):**

**Focus Area: Education, Social and Health-related Infrastructure**



Public Eligible	Contracts	Payments	Certified
€44,302,722	€35,652,119.46	€ 3,747,498.86	€3,695,309.25

## JEREMIE: A Snapshot



the First Loss Portfolio Guarantee (“FLPG”) to the Maltese market.

OP Committed	€10 million
Portfolio Size	€51.04 million
Results achieved so far (as at 30/09/2012)	
Loans Sanctioned	407
No of SMEs involved	318
Loan Amount	€34.15 million
Total Investment	€57.23 million

## Update on Results (1)



- **15 RTD Projects**
- **2 Health Projects**
- **801 Operations benefitting under the various aid schemes**
- **318 SMEs involved in the JEREMIE Financial Engineering Instrument**

## Update on Results (2)



- **Over 11,896kWp/annum of RES systems installed**
  - **17,844 MWH/annum** of total annual electricity to be generated from small scale PVs
  - **15,671 Tonnes** of CO2 emissions saved
- **10% (30,000m<sup>2</sup>) of rehabilitated Landfill**
- **Over 18,000 students benefitting from upgrade and modernized facilities/services (per annum)**

# JASPERS



2007-2013 Programming Period (On-Going)	
Environment & Energy Sector	Status
<ul style="list-style-type: none"> <li>•WasteServ (Malta North Mechanical and Biological Treatment Plant)</li> </ul>	Approaching Conclusion
Transport Sector	Status
<ul style="list-style-type: none"> <li>•TM (Refurbishment and Upgrading of Existing Ten-T port Infrastructure)</li> <li>•TM (Upgrade of Ten T Phase II)</li> <li>•TM (Encouraging a Modal Shift in Land Transportation)</li> </ul>	<p>On-going</p> <p>Approaching Conclusion</p> <p>On-going</p>

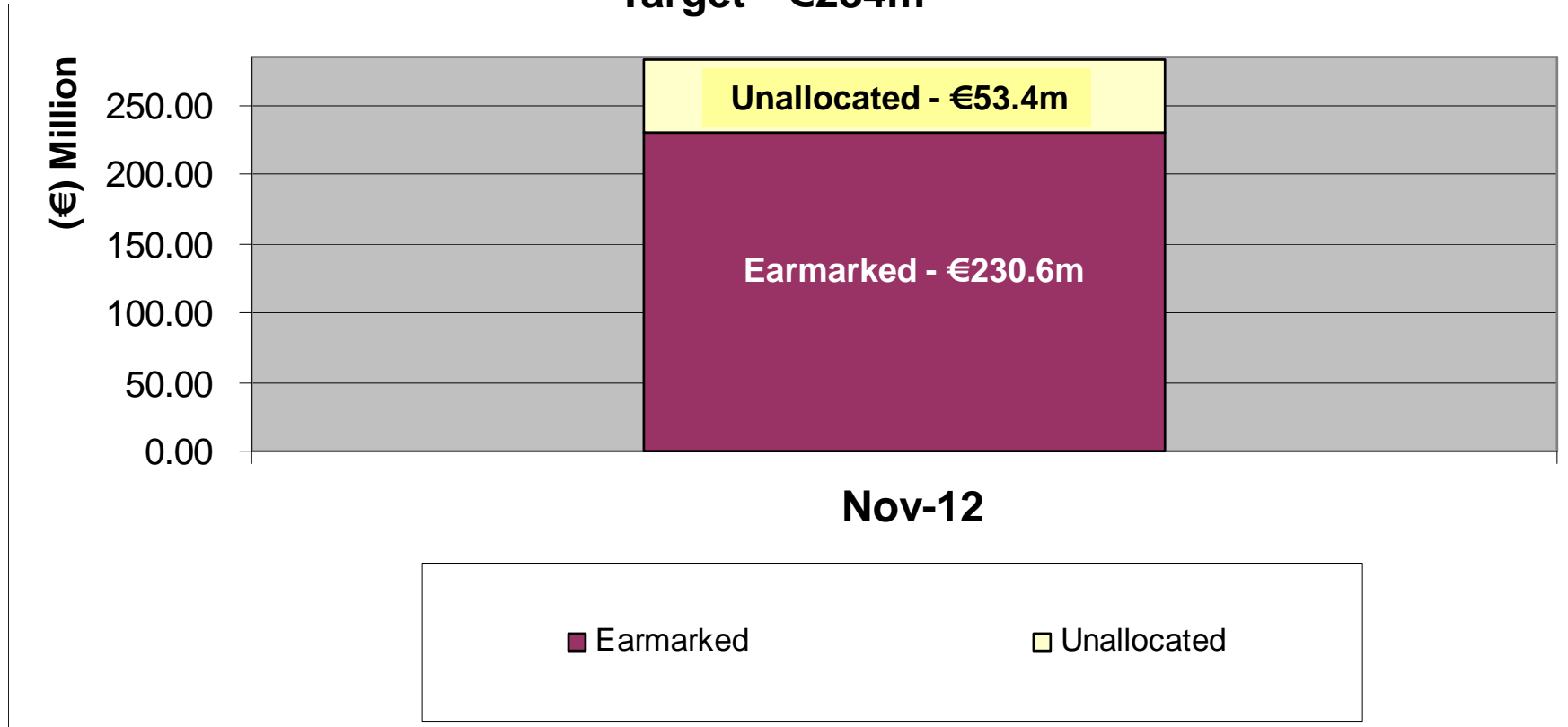




# Lisbon Agenda - Earmarking



Target - €284m



# Monitoring & Reporting Structures



- **Strategic Reporting (as per Art. 29 of EC1083/2006)**
  - Finalized stage of drafting
- **High Level Meetings**
  - Project Progress High Level meetings conducted every 6 weeks
- **Ministerial Project Steering Committees**
  - 6 Ministerial Project Steering Committee meetings were held since the last MC in May 2012.
- **Intermediate Bodies Steering Committee (IBSC)**
  - 3 Intermediate Bodies Steering Committee meetings were held as follows:
    - 2 meetings held by TSDU on 30<sup>th</sup> May 2012 & 3<sup>rd</sup> October 2012
    - 2 meetings held by DSWS on 30<sup>th</sup> May 2012 & 13<sup>th</sup> November 2012

# Monitoring & Reporting Structures



- **Project Progress Reports**
  - For the period May to October 2012, 65 PPRs were collected
- **IB Network Meetings**
  - One IB Network Meeting (Implementation of IB Aid Schemes) was held on 30<sup>th</sup> October 2012
- **VO's and Local Councils Bi-Lateral Meetings**
  - Project Progress Bi-lateral Meetings for Local Councils and VO's were held in 7<sup>th</sup> August and 6<sup>th</sup> November 2012
- **SFD07-13 Continuous Developments & Enhancements**


# Publicity (1)



- The 14<sup>th</sup>, 15<sup>th</sup> and 16<sup>th</sup> Calls for Project Proposals were launched through adverts, press releases and website updates. Five information sessions in relation to calls were held.
- Preparations to create a stand-alone website to showcase all Projects (ERDF, ESF, CF) in a more friendly, visual and interactive manner, are underway. The website is intended to remain 'live' until the end of the programme.
- A media campaign for 2012 to coincide with the launch of the website

# Publicity (2)





## ERDF109


DIGITIZATION STRATEGY AND FRAMEWORK FOR THE NATIONAL LIBRARY OF MALTA

€155,029

[read more](#)


### Projects

1 2 3 4 5




CF116: Malla South Sewage Treatment Plant and another line here

[read more](#)




ESF2.65: Training Aid framework

[read more](#)




ERDF072: Construction and Equipping of an Independent Living Centre

[read more](#)




CF226: Construction, Finishing & Equipping of ICT Faculty Building

[read more](#)




ESF2.65: Training Aid framework

[read more](#)




CF116: Malla South Sewage Treatment Plant and another line here

[read more](#)



CF226: Construction, Finishing & Equipping of ICT Faculty Building

[read more](#)



ERDF072: Construction and Equipping of an Independent Living Centre

[read more](#)

Showing 1 - 8 of 9,312 projects

[VIEW MORE PROJECTS](#)

Home > About Us
Like 27x | Tweet 316 | Pin it | Share 1.7M

## About Us

### Who We Are?

The Planning and Priorities Co-ordination Division was set up in March 2001 as part of the administrative infrastructure required to manage the pre- and post-accession funds allocated to Malta by the European Union (EU).

PPCD aims to ensure the efficient absorption and management of European assistance, particularly in relation to Cohesion Policy, through effective co-ordination across Government Departments, Authorities, Agencies and other stakeholders.


### What We Do?

Up until July 2011, PPCD also used to handle a number of bilateral programmes which have now, together with other EU funds, become the remit of the Funds and Programmes Division. Today, PPCD's main functions are:


- > Managing Authority for Structural Funds and Cohesion Fund 2004-2006;
- > Overall Co-ordinator for the Programming of Cohesion Policy 2007-2013;
- > Managing Authority for both Operational Programme I – European Regional Development Fund and the Cohesion Fund; Operational Programme II – European Social Fund.

Apart from providing the above-mentioned services, PPCD also ensures maximum transparency and information in relation to the funds which fall under its responsibility. This function is carried out through the organisation of training sessions, information activities and communication with the media, potential applicants for funding and the general public.


### Find Out More!




ppcd.gov.mt



info.ppcd@goe.mt



PPCD YouTube Channel



PPCD Facebook Page

Like 27x | Tweet 316 | Pin it | Share 1.7M
page last edited on 19/07/2012 16:46

Home | About Us | Projects | Contact
Like 27x | Tweet 316 | Pin it | Share 1.7M



Operational Programme I & II – Cohesion Policy 2007-2013  
Investing in Competitiveness for a Better Quality of Life  
Empowering People for More Jobs and a Better Quality of Life  
Event part-financed by the European Union  
European Regional Development Fund (ERDF) and European Social Fund (ESF)  
Co-financing rate: 85% EU Funds (70% ERDF, 30% ESF); 15% National Funds

*Investing in your future*



Home | About Us | Projects | Contact
Like 27x | Tweet 316 | Pin it | Share 1.7M



Operational Programme I & II – Cohesion Policy 2007-2013  
Investing in Competitiveness for a Better Quality of Life  
Empowering People for More Jobs and a Better Quality of Life  
Event part-financed by the European Union  
European Regional Development Fund (ERDF) and European Social Fund (ESF)  
Co-financing rate: 85% EU Funds (70% ERDF, 30% ESF); 15% National Funds

*Investing in your future*



Operational Programme I – Cohesion Policy 2007- 2013  
Event part-financed by the European Union  
European Regional Development Fund



# Evaluation Activities



- **DG REGIO Evaluation Network Meeting**
- **External Evaluations being carried out**
  - Climate Change Adaptation and Cohesion Policy (DG Climate)
  - Implementation of Financial Engineering Instruments (European Investment Bank)

# Evaluation Activities



## Programme Level Evaluations 2007-2013

**Thematic Evaluation: An Evaluation of the Contribution of Operational Programme I Initiatives to Competitiveness and Improvement of Quality of Life:**

- Date of publication – 19<sup>th</sup> June 2012
- Deadline for submission of tenders – 4<sup>th</sup> September 2012
- Tender awarded to London Economics

# Thematic Evaluation



## Overall Objective

Assess the contribution of projects in relation to competitiveness and improvement of quality of life

## Specific Objectives

1. Assess the contribution of OPI interventions towards sustaining and perhaps even increasing Malta's competitiveness.
2. Assess the contribution of OPI interventions towards the overall improvement of quality of life of the Maltese citizens.
3. Analyse and assess the output and result indicators and any monitoring data.
4. Recommend how the actions which are being undertaken could be strengthened in future Programmes and identify examples of good practice.
5. Analyse the contribution of OPI initiatives to the crosscutting horizontal themes of Equal Opportunities and Environmental Sustainability.



# Training and Capacity Building



EUROPEAN REGIONAL DEVELOPMENT FUND

Type	Topics	Number of Participants
Internal Training	• Induction Training for New PPCD Recruits	22
	• SFD Training for New PPCD Recruits	17
	• Cost Benefit Analysis of Structural and Cohesion Funds Projects	26
	• Advanced Course on Cost Benefit Projects	28
	• 1 <sup>st</sup> Level of Control Training	61
Stakeholders' Training	• Induction Training for New Recruits	62
	• Presentation of a Guidance Manual for the Preparation of Cost Benefit Analysis for Project Applicants	40
	• Technical Economic Information Session about Guidance Notes on Cost-Benefit Analysis	11
Beneficiaries' Training	• SFD Training for NGOs & LCs	6
	• SFD Training for Beneficiaries (Entities & LCs)	12



# Training & Capacity Building - Planned



Type	Topics	Held/ Planned
Internal Training	<ul style="list-style-type: none"><li>•SFD Training (PPCD)</li><li>• Training on E-Procurement</li></ul>	Ongoing November 2012
Stakeholders' Training	<ul style="list-style-type: none"><li>•SFD Training</li></ul>	November 2012 / Ongoing
Beneficiaries' Training	<ul style="list-style-type: none"><li>•Training for New Beneficiaries</li></ul>	November 2012

## ERDF

### Statements of Expenditure in 2012



<b>SOE Date</b>	<b>Amount</b>	<b>Status</b>
March 2012	€14,629,919	Verified & Certified
July 2012	€22,691,424	Verified & Certified
October 2012	€9,868,753	Verified & Pending Certification
End November 2012		

**CF**  
**Statements of Expenditure in 2012**



<b>SOE Date</b>	<b>Amount</b>	<b>Status</b>
March 2012	€10,888,158	Verified <b>Certified - €10,783,156</b>
July 2012	€12,928,921	Verified & Certified
October 2012	€5,587,796	Verified & Pending Certification
End November 2012		

## Verified and Certified Amounts



OP I	Priority Axis	Total Verified Amounts to-date	Total Certified Amounts to-date
ERDF	PA 1	47,975,782	45,350,440
	PA 2	33,847,195	31,392,996
	PA 4	15,266,970	11,329,593
	PA 6	55,429,560	54,577,725
	PA 7	2,707,323	2,707,323
	<b>Total</b>	<b>155,226,830</b>	<b>145,358,077</b>
CF	PA 3	35,716,246	30,907,373
	PA 5	69,464,356	68,580,431
	<b>Total</b>	<b>105,180,602</b>	<b>99,487,804</b>
<b>OP I</b>	<b>Total</b>	<b>260,407,432</b>	<b>244,845,881</b>

## Payments from EC




Advance Payments	Cumulative Amounts	Interim payments as a % of the OP			
		ERDF		CF	
ERDF €39,958,022.79	As at Dec 2010	€29,737,957.35	7%	€32,538,383.73	11%
	As at Dec 2011	€74,109,106.03	17%	€59,635,261.74	21%
CF €29,835,227.10	As at Oct 2012	€104,266,655.06	23%	€73,575,050.54	26%
	<b>Total Advance Payment and Interim Payments</b>	<b>€144,224,677.85</b>		<b>€103,410,277.64</b>	

## Concluding Remarks



- The MA will continue to work on achieving 100% commitment of the OP;
- The MA will work closely with Beneficiary in the first weeks of project implementation;
- An increase in the number of verifications is expected 2013;
- The verification of **€243.8 million** (EU Share) poses a great challenge in 2013;
- All stakeholders need to work together to achieve this target;
- Always strive for quality projects and value added in their implementation;

# Thank You



Operational Programme I – Cohesion Policy 2007-2013  
*Investing in Competitiveness for a Better Quality of Life*

Event part-financed by the European Union  
European Regional Development Fund  
Co-financing rate: 85% EU Funds; 15% National Funds.



***Investing in your future.***