

UFFIČĊJU TAD-DEPUTAT PRIM MINISTRU
MINISTERU GĦALL-AFFARIJET EWROPEJ

SEGRETARJAT PARLAMENTARI GĦALL-
PRESIDENZA UE 2017 U FONDI EWROPEJ




OFFICE OF THE DEPUTY PRIME MINISTER
MINISTRY FOR EUROPEAN AFFAIRS

PARLIAMENTARY SECRETARIAT FOR THE EU
PRESIDENCY 2017 AND EU FUNDS

Monitoring Committee European Fisheries Fund [E.F.F.] 2007-2013

26 March 2015



Fisheries Operational Programme 2007–2013
Programme part-financed by the European Union
European Fisheries Fund [E.F.F.]
Co-financing rate: 75% E.U. Funds, 25% National Funds



Investing in sustainable fisheries

UFFIČĊJU TAD-DEPUTAT PRIM MINISTRU
MINISTERU GĦALL-AFFARIJET EWROPEJ

SEGRETARJAT PARLAMENTARI GĦALL-
PRESIDENZA UE 2017 U FONDI EWROPEJ




OFFICE OF THE DEPUTY PRIME MINISTER
MINISTRY FOR EUROPEAN AFFAIRS

PARLIAMENTARY SECRETARIAT FOR THE EU
PRESIDENCY 2017 AND EU FUNDS

Monitoring Committee European Fisheries Fund [E.F.F.] 2007-2013

Part 1: Annual Implementation Report 2014 26 March 2015



Fisheries Operational Programme 2007–2013
Programme part-financed by the European Union
European Fisheries Fund [E.F.F.]
Co-financing rate: 75% E.U. Funds, 25% National Funds



Investing in sustainable fisheries

Overview

Annual Implementation Report 2014

- Qualitative analysis of each Priority Axis [P.A.].
 - ❖ P.A. 1: Measures for the adaptation of the Maltese fishing fleet;
 - ❖ P.A. 2: Aquaculture, processing and marketing of fishery and aquaculture products;
 - ❖ P.A. 3: Measures of common interest;
 - ❖ P.A. 5: Technical Assistance.
- Physical progress per Priority Axis.
- Financial information per Priority Axis.
- Monitoring arrangements.
- Problems encountered and mitigating measures.
- Information and publicity.
- Complementarity and O.P. changes.

Qualitative analysis: P.A. 1

Measure 1.1

Public aid for permanent cessation of fishing activities

- Since 2010 a total of four such schemes were launched with the last one dated November 2013. The main target of such measure was a capacity reduction within Malta's ageing registered fishing fleet. 25 beneficiaries received E.F.F. financing, 20 of whom had Blue Fin Tuna licences amongst others.
- Collectively, licences diminished by 1.7% and the fishing vessel register witnessed a diminution of 4757.13kW and 635GT. Along 2014 the Intermediate Body [I.B.] carried out checks on document retention by beneficiaries of the fourth scheme and facilitated the assessment of onboard cultural heritage in collaboration with Heritage Malta.

Qualitative analysis: P.A. 1 [cont./ii]



Image no.1 [below]:
Two trawlers involved in the fourth permanent cessation scheme.

Images no.2 [above]:
Members of the Armed Forces of Malta assisting with the transportation of *Iuzzu San Ġużepp III* to the Maritime Museum storage compound.

Qualitative analysis: P.A. 1 [cont./iii]

Measure 1.3

Investments on board fishing vessels and selectivity

- Safety onboard and improved energy efficiency were two pillars of the modernisation scheme launched way back in March 2010. 33 Grant Agreements had been concluded by the I.B. [the entity in charge of aid schemes].
- A second scheme was launched on 14 September 2013 with only one application being submitted in spite of wide publicity. Declared as ineligible by the Project Selection Committee.
- No calls were issued in 2014 but additional M.A. checks produced €2,766.10 of adjustments processed by means of the E.F.F. database.

Qualitative analysis: P.A. 1 [cont./iv]

Measure 1.4

Socio-economic compensation for the management of the Community fishing fleet

- A complement of 827 fishers were provided with training focusing on health and safety at sea between December 2010 and March 2011.
- €111,853.64 were certified to the Commission under this measure in 2013 adding up to a total of €224,401.04 and a corresponding E.F.F. share of €168,300.78.
- In 2012 the M.A. and the I.B. held meetings with regards to a second training course tackling navigation skills. No applications were submitted in respect of a call launched on 28 June 2013.

Information on the physical progress of P.A. 1

P.A. 1 Measures for the adaptation of the Maltese fishing fleet	Achieved in 2014	Achieved to date
<p>Indicator 1 Long Liners to be scrapped by end 2015 Blue Fin Tuna - 20 Swordfish - 19</p> <p>[Representing the scrapping of vessels adding up to a capacity of 2,984.23 kW and 361.85GT]</p>	<p>N/A</p>	<p>Reduction of 4,757.13 kW and 635 GT</p> <p>[1.7% overall reduction was achieved for fishing vessel licences]</p>
<p>Indicator 2 Vessels to be modernised by end 2015 15</p>	<p>N/A</p>	<p>33 Grant Contracts under the investment on board fishing vessels and selectivity scheme were signed</p>
<p>Indicator 3 Vessels with engines replaced by end 2015 under this Operational Programme [O.P.] 2</p>	<p>N/A</p>	<p>N/A</p>
<p>Indicator 4 Fishers having received training during the period 2007-2013 800</p>	<p>N/A</p>	<p>827 fishers received training between December 2010 and March 2011</p>

P.A. 1: financial information

P.A. 1 Measures for the adaptation of the Maltese fishing fleet	Public eligible 100%	E.F.F. share 75%	National allocation 25%
Paid by the Treasury until 2014	€3,734,093.69	€2,800,570.27	€933,523.42
Verified by the M.A. until 2014	€3,734,093.74	€2,800,570.30	€933,523.43
Certified by the Certifying Authority [C.A.] until 2014	€3,734,093.71	€2,800,570.28	€933,523.43
Net amount received from the European Commission [E.C.] until 2014	€2,800,570.28	€2,100,428.71	€700,142.57
Total budget allocation P.A .1 [2007-2013]	€3,736,859.00	€2,802,645.00	€934,214.00

Qualitative analysis: P.A. 2

Measure 2.1

Productive investments in aquaculture

- A Grant Agreement was agreed upon under this specific measure in May 2013 for the value of €686,295.96.
- Project comprised the procurement of new equipment by the beneficiary including cages and chains for cultivating three species namely the sea bass, sea bream and also the meagre [*gurbell*], a local novelty in this sector.
- I.B. officers duly conducted On-the-Spot checks so as to verify the delivery of pertinent material prior to the end of December 2013.
- A total of €209,241.83 was processed in 2014.

Qualitative analysis: P.A. 2 [cont./ii]

Measure 2.3

Investments in processing and marketing

- A call under this measure had been issued in September 2010. Two Grant Agreements were agreed upon in 2010 albeit one beneficiary dropped out in January 2014, with the M.A. recovering all allocated and paid funds.
- Upon completion, the remaining project brought to light a new aquaculture land base equipped with a modern fish processing plant and hygienic storage areas contributing to the employment of various personnel.
- 18 On-the-Spot checks were conducted by both the I.B. and M.A. in 2014 hence providing the necessary comfort for the payment of €81,581.11.

Qualitative analysis: P.A. 2 [cont./iii]



Images nos.3-4 [above]:
Another check out at sea tackling cages.

Images nos.5-6 [below]:

Physical On-the-Spot check at the land base in Selmun I/o Mellieña.



Information on the physical progress of P.A. 2

<p>P.A. 2 Aquaculture, processing and marketing of fishery and aquaculture products</p>	<p>Achieved in 2014</p>	<p>Achieved to date</p>
<p>Indicator 5 New species cultivated by end of 2015 1</p>	<p>N/A</p>	<p>1</p>
<p>Indicator 6 Fish farms having been assisted under this O.P. to export closed-cycle species by 2015 2</p>	<p>N/A</p>	<p>1</p>
<p>Indicator 7 Number of existing processing and packaging facilities, modernised by end of 2015 2</p>	<p>N/A</p>	<p>1</p>

P.A. 2: financial information

P.A. 2 Aquaculture, processing and marketing of fishery and aquaculture products	Public eligible 100%	E.F.F. share 75%	National allocation 25%
Paid by the Treasury until 2014	€948,945.57	€711,709.18	€237,236.39
Verified by the M.A. until 2014	€948,945.66	€711,709.25	€237,236.41
Certified by the C.A. until 2014	€948,945.55	€711,709.16	€237,236.39
Net amount received from the E.C. until 2014	€488,829.53	€366,622.15	€122,207.38
Total budget allocation P.A .2 [2007-2013]	€1,005,705.00	€754,279.00	€251,426.00

Qualitative analysis: P.A. 3

Measure 3.1

Fishing ports, landing sites and shelters

- Grant Agreement for the construction/relocation of a new wholesale fish market at Albert Town l/o Marsa has been signed on 21 November 2012 for a co-financing figure of €2,935,877.00. Two extensions were issued in 2014 due to delays in the granting of permission for the building of an electricity sub-station. Certified E.F.F. contribution for last year reached €499,387.16.
- Improving landing facilities at designed ports: two Grant Agreements were signed in 2014 involving M'Xlokk and M'Forn [Gozo] respectively. Necessary upgrading is well underway, expected to be completed by June 2015. The eligible amount both projects stands at €1,064,240.20.

Qualitative analysis: P.A. 3 [cont./ii]

- A third project involving multiple landing sites, particularly one at Marsa to accommodate those catches destined to be auctioned at the new fish market, is currently at Grant Agreement conclusion stage. This delay was caused by a land title obstacle which has now been settled. Other sites benefiting from this €749,567.14 investment include the *Veċċja* at St. Paul's Bay, in addition to smaller works on slipways at M'Scala and Xemxija.
- Mġarr [Gozo] is the fourth landing site which is presently being modernised. €14,250.36 have been processed by end of December 2014. Current progress status stands at conclusive embellishment works.

Qualitative analysis: P.A. 3 [cont./iii]

Measure 3.2

Development of new markets/promotional campaigns

- An open call was launched by the M.A. on 08 November 2012. Its fundamental importance lies with promulgating awareness about the advantages of regularly consuming fresh fish especially non-mainstream species. Outreach to encompass different media types and age groups.
- A conditionality letter was signed on 06 March 2013 and two tenders were awarded by end of October 2014. The ensuing Grant Agreement endorses a public eligible sum of €482,396.94.
- No payments were effected in 2014. Project completion set at July 2015.

Qualitative analysis: P.A. 3 [cont./iv]



Images nos.7-8 [above]:
Construction works at the new fish market.

Images nos.9-11 [below]:
Samples of some promotional material to be used in the publicity campaign.



Information on the physical progress of P.A. 3

<p>P.A. 3 Measures of common interest</p>	<p>Achieved in 2014</p>	<p>Achieved to date</p>
<p>Indicator 8 Ports having the necessary facilities for the landing and storage of fish 4</p>	<p>4 ongoing projects</p>	<p>4 ongoing projects</p>
<p>Indicator 9 The relocation of the fish market by 2015</p>	<p>1 ongoing project</p>	<p>1 ongoing project</p>
<p>Indicator 10 A nominal increase in the national per capita consumption of fish from 2006 to 2015</p>	<p>1 ongoing project</p>	<p>1 ongoing project</p>

P.A. 3: financial information

P.A. 3 Measures of common interest	Public eligible 100%	E.F.F. share 75%	National allocation 25%
Paid by the Treasury until 2014	€2,438,675.09	€1,829,006.32	€609,668.77
Verified by the M.A. until 2014	€2,424,889.79	€1,818,667.34	€606,222.45
Certified by the C.A. until 2014	€2,424,889.72	€1,818,667.29	€606,222.43
Net amount received from the E.C. until 2014	€1,441,888.76	€1,081,416.57	€360,472.19
Total budget allocation P.A .3 [2007-2013]	€5,694,539.00	€4,270,905.00	€1,423,634.00

Qualitative analysis: P.A. 5

- Administrative capacity, staff training: e.g. management and control seminars in Berlin and Brussels.
- Publicity and procurement of promotional material.
- Monitoring Committee meeting 07 May 2014.



Images nos.12-13: Publicity stands manned by the M.A. at *Festa Ħut* [Żurrieq] and *Notte Bianca*.

Qualitative analysis: P.A. 5 [cont./ii]

Preparation for the 2014-2020 programming period

- Project start date for the O.P. re. the European Maritime and Fisheries Fund [E.M.F.F.]: April 2013.
- Works on Strategic Environmental Assessment [S.E.A.] commenced in July 2013.
- Both the O.P. and S.E.A. were officially submitted to the Commission on 19 September 2014.
- Commission approval dated 03 March 2015.

P.A. 5: financial information

P.A. 5 Technical Assistance	Public eligible 100%	E.F.F. share 75%	National allocation 25%
Paid by the Treasury until 2014	€594,673.85	€446,005.39	€148,668.46
Verified by the M.A. until 2014	€594,674.13	€446,005.60	€148,668.53
Certified by the C.A. until 2014	€594,673.85	€446,005.39	€148,668.46
Net amount received from the E.C. until 2014	€350,699.06	€263,024.30	€87,674.77
Total budget allocation P.A .5 [2007-2013]	€726,000.00	€544,500.00	€181,500.00

Monitoring arrangements

Day-to-day management

- Daily monitoring of project progress via E.F.F. database.
- Bilateral meetings between the M.A. and beneficiaries.
- Internal staff meetings.

The Monitoring Committee

- Last Committee meeting held on 07 May 2014.
- Approval of Annual Implementation Report 2013 among other issues.

Regular On-the-Spot checks

- Aiming at sound financial management.
- Divided in documentary and physical checks.
- Lead to the compilation of detailed reports.

Monitoring arrangements [cont./ii]

Intermediate Bodies network

- Formal I.B. forum discussing implementation issues and common solutions to different problems established back in 2010 by the M.A. for Structural Funds.
- Offers the entities implementing several aid schemes the opportunity to exchange experiences whilst ameliorating coordination and secure consistency during the measure implementation process.
- The M.A. attended two meetings on 26 February and 06 October 2014 respectively. Themes like the demarcation between separate programmes, On-the-Spot checks and generic audit findings were discussed.

Monitoring arrangements [cont./iii]

Audit reports

- Following four audit on operations reports and also three system audit reports addressing various E.F.F. entities in 2013 such as the C.A., I.B. and M.A., the Audit Authority received timely follow-up replies coordinated by the M.A. throughout 2014.
- Following three audits on operations spanning P.A.s 1 to 3, the Audit Authority indeed ascertained that the existing management and control systems employed by the M.A. are effective with only minor improvements needed. No systemic problems were identified in the Annual Control Report 2014.
- An unqualified audit opinion was therefore referred to the Commission.

Problems encountered

Staff complement

- Capacity kept proving to be a challenge for both the I.B. and M.A. Since both experience a reduction of personnel who left for other governmental jobs. Nevertheless, both entities managed to reach the commitment targets.

Technical expertise

- Internal expertise within other governmental departments was sought in respect of specific duties. A field recorder and a senior fisheries protection officer handled technical queries made by fishers at a publicity event.
- A private marine engineer was engaged for the purpose of conducting diving checks on aquaculture investments at St. Paul's Bay, measure 2.1.

Information and publicity

Promotional activities

- Information stands were manned by the M.A. during two promotional activities highlighting E.F.F. achievements:
 - [i] *Festa Hut* at Żurrieq on 01 June 2014;
 - [ii] *Notte Bianca* at Valletta on 04 October 2014.

Printed material

- Generic leaflets listing Fund structure were distributed in fisheries-themed jacket folders on both occasions.
- A children's education booklet was commissioned by the M.A. [contributing to much of its design], highlighting the importance of sustainable fishing.



Image no.14: Educational activity book

Complementarity and O.P. changes

Double funding exercise

- The M.A. has attended the Inter-Ministerial Co-ordination Committee meetings in prevention of double funding risk on 26 February and 06 October 2014. Checks executed before the meetings identified no such cases.

Budget shifts

- The fisheries O.P. underwent alterations as approved by a sixth written procedure on 11 February 2014. The fifth version of the O.P. hosted budget shifts from P.A.s 1 and 2 to P.A. 3 thus tapping unutilised funds.
- Monitoring Committee approval was requested.

UFFIČĊJU TAD-DEPUTAT PRIM MINISTRU
MINISTERU GĦALL-AFFARIJET EWROPEJ

SEGRETARJAT PARLAMENTARI GĦALL-
PRESIDENZA UE 2017 U FONDI EWROPEJ




OFFICE OF THE DEPUTY PRIME MINISTER
MINISTRY FOR EUROPEAN AFFAIRS

PARLIAMENTARY SECRETARIAT FOR THE EU
PRESIDENCY 2017 AND EU FUNDS

Monitoring Committee European Fisheries Fund [E.F.F.] 2007-2013

Part 2: Implementation update 26 March 2015



Fisheries Operational Programme 2007–2013
Programme part-financed by the European Union
European Fisheries Fund [E.F.F.]
Co-financing rate: 75% E.U. Funds, 25% National Funds



Investing in sustainable fisheries

More M.A. tasks carried out in 2014

- Revision of the O.P. [version 5].
- Annual Implementation Report for the year 2013.
- Revised eligibility rules.
- Meetings with the I.B. re. audit preparations.
- Meetings with Malta Information and Technology Agency [M.I.T.A.] re. new database for 2014-2020 programming period.
- Attended expert meetings in Brussels.
- 2014 commitment target reached and exceeded.

Financial overview

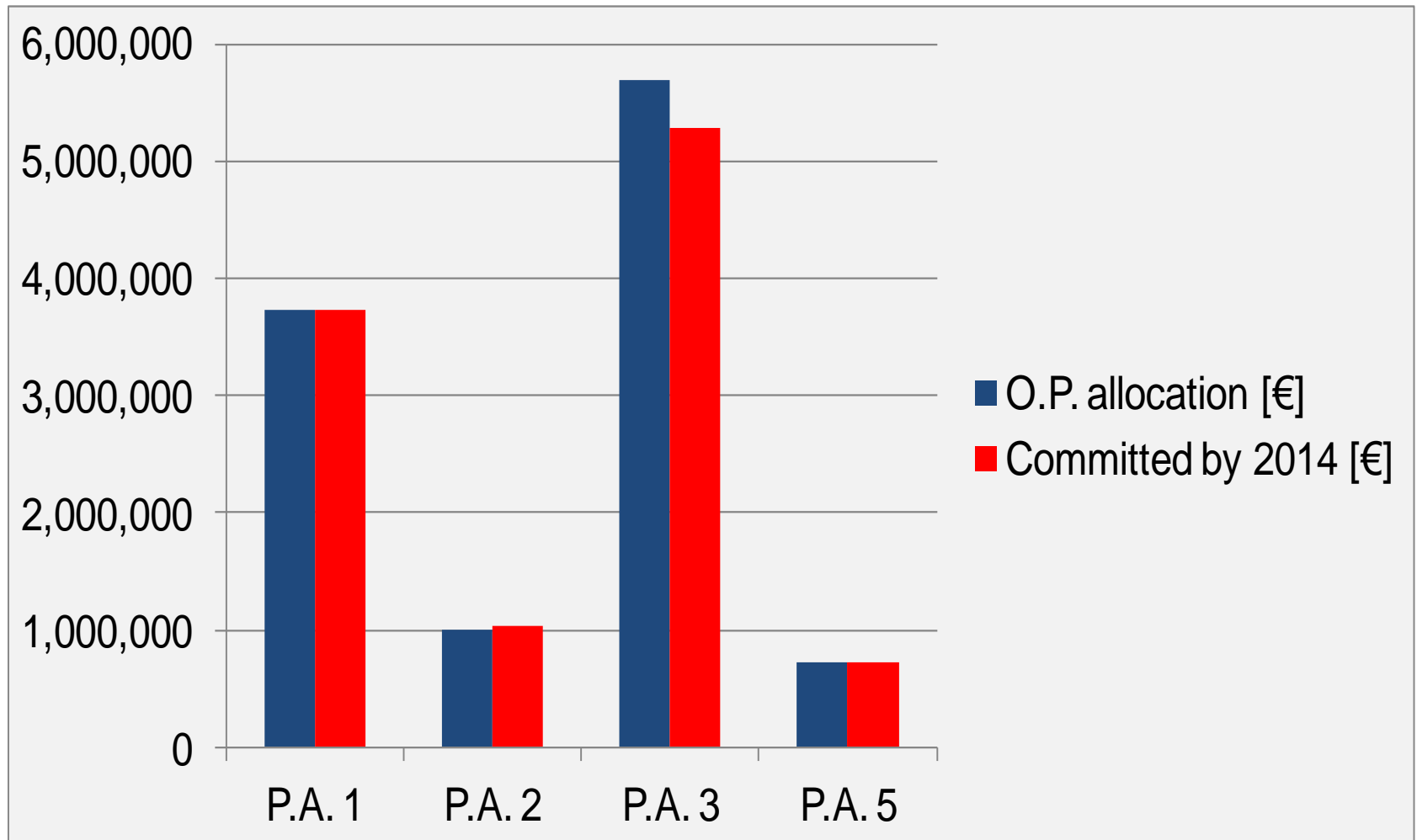
As at end December 2014: public eligible amounts

Description	E.F.F. [E.U. funds + Malta funds]
O.P. financial allocation	€11,163,103.00
Committed value	€10,772,220.53
% O.P. financial allocation	96.50%
Paid by Treasury	€7,716,388.20

Approved projects per P.A.

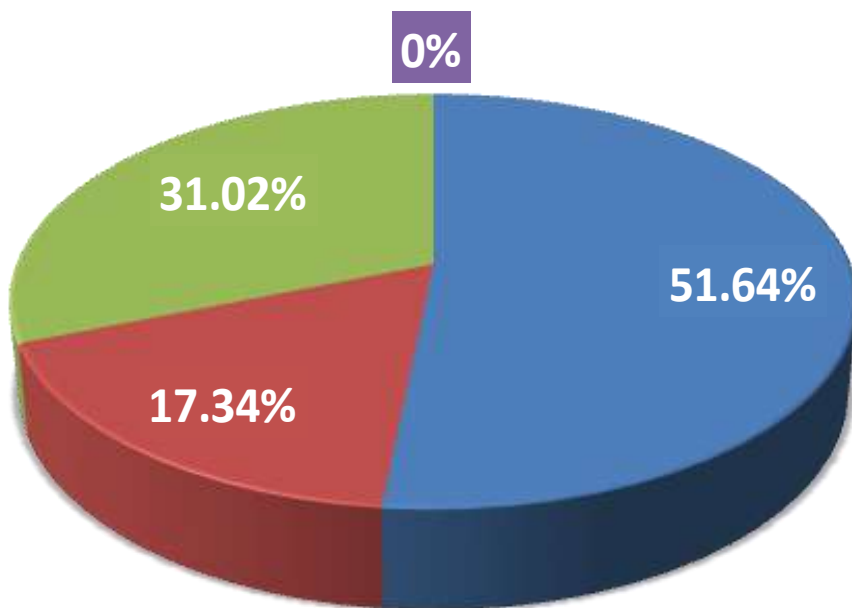
Priority Axis	No. of projects/aid schemes	Amount committed (€)	O.P. allocation (€)	% committed
1	7	€3,734,093.71	€3,736,859.00	99.94%
2	2	€1,029,839.25	€1,005,705.00	102.40%
3	7	€5,282,287.57	€5,694,539.00	92.76%
5	1	€726,000.00	€726,000.00	100%
Total	17	€10,772,220.53	€11,163,103.00	96.50%

Commitment values



P.A. 1: disbursement 2010-2014

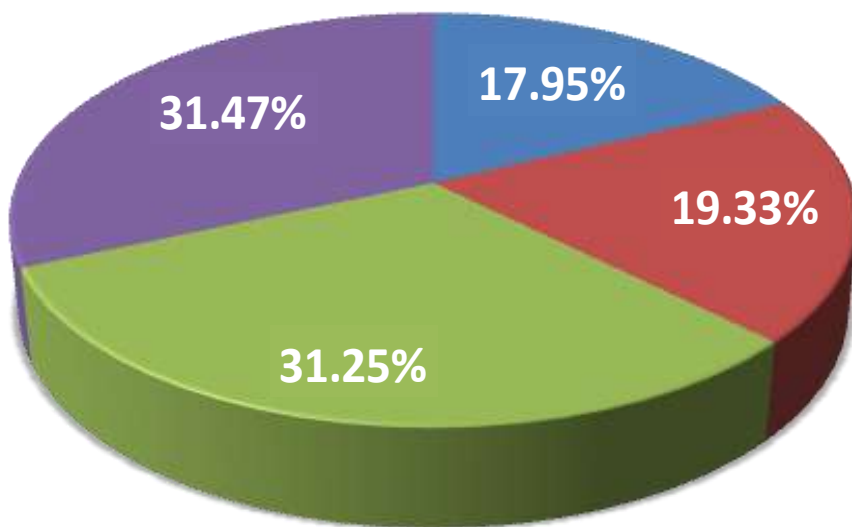
% amounts [Treasury Department]



- Disbursed 2010-2011 [€1,986,613.27]
- Disbursed 2012 [€667,103.50]
- Disbursed 2013 [€1,193,589.19]
- Disbursed 2014 [€0]

P.A. 2: disbursement 2010-2014

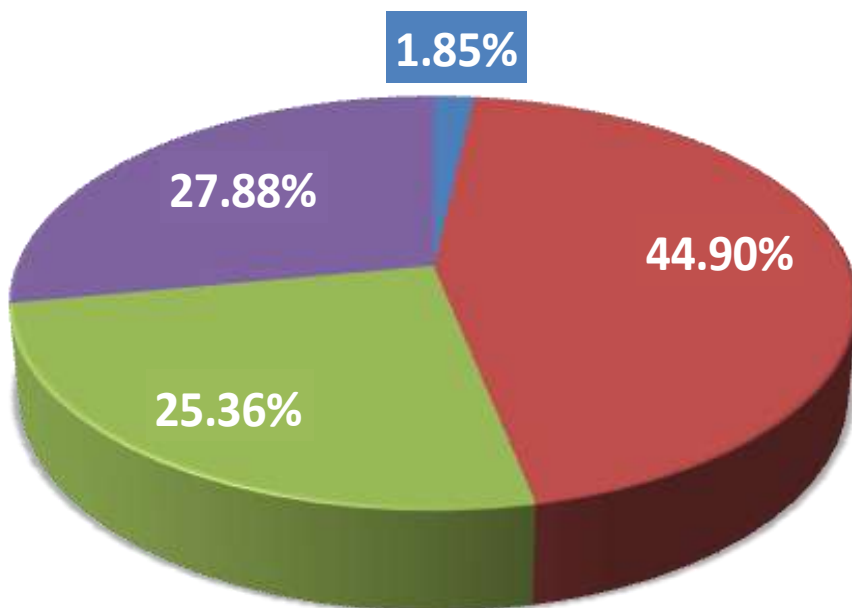
% amounts [Treasury Department]



- Disbursed 2010-2011 [€176,578.34]
- Disbursed 2012 [€190,137.26]
- Disbursed 2013 [€307,342.85]
- Disbursed 2014 [€309,569.60]

P.A. 3: disbursement 2010-2014

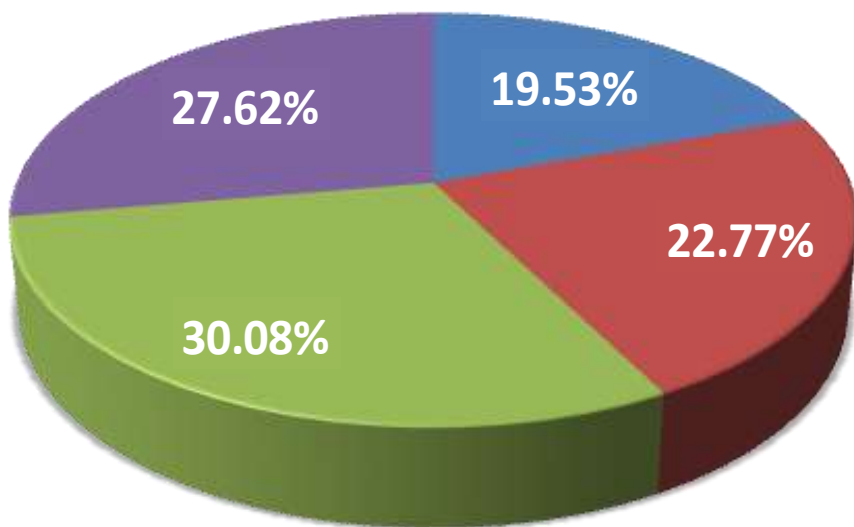
% amounts [Treasury Department]



- Disbursed 2010-2011 [€45,134.43]
- Disbursed 2012 [€1,095,060.75]
- Disbursed 2013 [€618,380.00]
- Disbursed 2014 [€680,099.91]

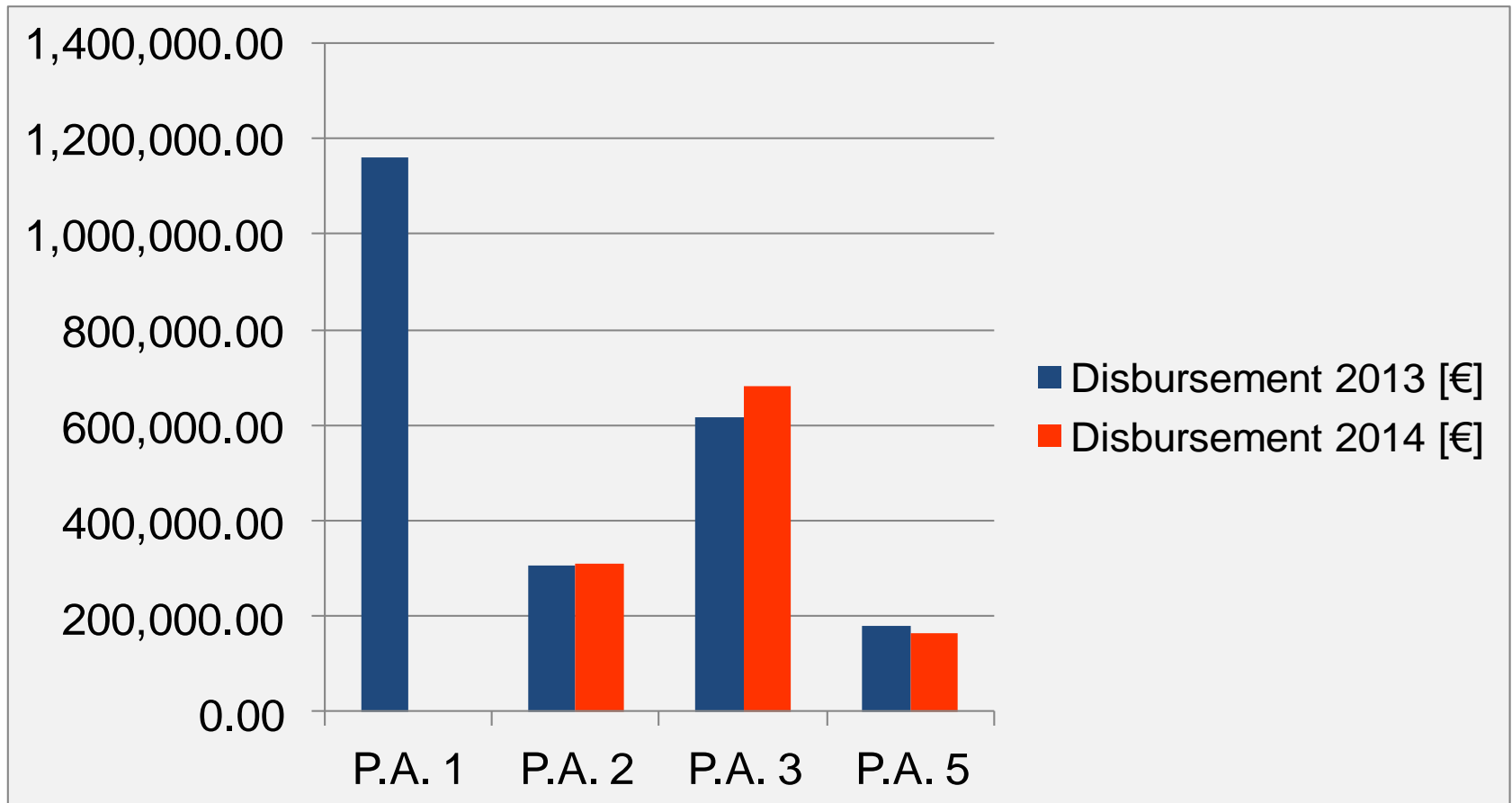
P.A. 5: disbursement 2010-2014

% amounts [Treasury Department]



- Disbursed 2010-2011 [€116,515.06]
- Disbursed 2012 [€135,856.06]
- Disbursed 2013 [€179,499.62]
- Disbursed 2014 [€164,813.53]

Overall disbursement by the Treasury Department for 2013-2014



Verified and certified amounts

January to December 2014: public eligible amounts

Description	E.F.F. [E.U. Funds + Malta Funds]
Verified amount	€1,424,133.87
Certified amount	€1,424,133.87
% of verified amount	100%

Thank you for your attention

European Fisheries Fund Managing Authority

Funds and Programmes Division

Parliamentary Secretariat for the E.U. Presidency 2017 and E.U. Funds

Ministry for European Affairs and Implementation of the Electoral Manifesto [M.E.A.I.M.]


Triq il-Kukkanja

Santa Venera SVR 1411

Malta

E-mail address: fpd.meaim@gov.mt

Website: www.eufunds.gov.mt



Fisheries Operational Programme 2007–2013
Programme part-financed by the European Union
European Fisheries Fund [E.F.F.]
Co-financing rate: 75% E.U. Funds, 25% National Funds



Investing in sustainable fisheries

UFFIČĊJU TAD-DEPUTAT PRIM MINISTRU
MINISTERU GĦALL-AFFARIJET EWROPEJ

SEGRETARJAT PARLAMENTARI GĦALL-
PRESIDENZA UE 2017 U FONDI EWROPEJ




OFFICE OF THE DEPUTY PRIME MINISTER
MINISTRY FOR EUROPEAN AFFAIRS

PARLIAMENTARY SECRETARIAT FOR THE EU
PRESIDENCY 2017 AND EU FUNDS

Monitoring Committee European Fisheries Fund [E.F.F.] 2007-2013

26 March 2015



Fisheries Operational Programme 2007–2013
Programme part-financed by the European Union
European Fisheries Fund [E.F.F.]
Co-financing rate: 75% E.U. Funds, 25% National Funds



Investing in sustainable fisheries