



Monitoring Committee European Fisheries Fund 2007-2013

Investing in sustainable fisheries

Part 1: Annual Implementation Report 2012
18 April 2013



Fisheries Operational Programme 2007–2013
Programme part-financed by the European Union
European Fisheries Fund [E.F.F.]
Co-financing rate: 75% E.U. Funds, 25% National Funds



Investing in sustainable fisheries



Overview

Annual Implementation Report 2012

- Qualitative Analysis per Priority Axis [P.A].
 - ❖ P.A. 1: Measures for the Adaptation of the Maltese Fishing Fleet
 - ❖ P.A. 2: Aquaculture, Processing and Marketing of Fishery and Aquaculture Products
 - ❖ P.A. 3: Measures of Common Interest
 - ❖ P.A. 5: Technical Assistance
- Physical Progress per Priority Axis.
- Financial Information per Priority Axis.
- Monitoring Arrangements.
- Problems Encountered and Mitigating Measures.
- Information and Publicity.
- Information about Compliance with Community Law.
- Complementarity with other Instruments.



Qualitative Analysis: P.A. 1

Measure 1.1

Public Aid for Permanent Cessation of fishing activities

- A third Permanent Cessation scheme was launched on 30 October 2012 with a budgetary allocation of €700,000 targeting exclusively fishing vessels with a Blue Fin Tuna [B.F.T.] licence.
- Six applications were lodged under this call. Five were found to be eligible by the Evaluation Committee of the Intermediary Body [I.B.].
- The I.B. signed a Grant Agreement with the five eligible applicants and the total public funds contracted reached €607,170.00 [€455,377.50 of which constitute the E.F.F. portion].



Qualitative Analysis: P.A. 1 [cont./ii]

- By the end of 2012, five fishing vessels and their owners' B.F.T. licences had been permanently deleted from their respective Registers.
- The third Permanent Cessation aid scheme resulted in a further reduction of 955.11 kW and 1253.65 G.T. [Gross Tonnage] from the Malta Fishing Register, and translate into a 5.6% reduction in B.F.T. licences when compared to the Operational Programme [O.P]. data [base 2006].



Qualitative Analysis: P.A. 1 [cont./iii]

Measure 1.3

Investments on Board fishing vessels and Selectivity

- A call under this measure was launched in March 2010 and 33 Grant Agreements were signed between the I.B. and beneficiaries.
- A number of checks were carried out throughout 2012.
- The M.A. and I.B. worked on preparations for the second Investments on Board aid scheme following discussions with stakeholders.



Qualitative Analysis: P.A. 1 [cont./iv]

Measure 1.4

Socio-economic Compensation for the Management of the Community fishing fleet

- In 2010 a total of 827 fishers received training under an E.F.F. financed project.
- In 2012 the M.A. and the I.B. held meetings with regards to a second training course dealing with navigational skills. The call's launch is envisaged for 2013.



Information on the Physical Progress of Priority Axis 1

Priority Axis 1: Measures for the Adaptation of the Fishing Fleet	Achieved in 2012	Achieved to Date
<p>Indicator 1 Long Liners to be scrapped by end 2015 B.F.T. - 5 Swordfish - 15</p> <p>[Representing the scrapping of vessels adding up to a capacity of 200 G.T. and 1,252 kW]</p>	<p>BFT – 5 Swordfish – 5</p> <p>955.11 kW and 123.65 G.T.</p>	<p>B.F.T. – 19 Swordfish - 20</p> <p>2,984.11 kW and 361.85 G.T.</p>
<p>Indicator 2 Vessels to be modernised by end 2015 15</p>	N/A	33 Grant Contracts under the investment on board fishing vessels & selectivity were signed
<p>Indicator 3 Vessels with engines replaced by end 2015 under this Operational Programme 2</p>	N/A	N/A
<p>Indicator 4 Fishers having received training during the period 2007-2013 800</p>	N/A	827 fishers received training between December 2010 and March 2011



Priority Axis 1: Financial Information

Priority Axis 1: Measures for the Adaptation of the Maltese Fishing Fleet	Public Eligible 100%	E.F.F. Share 75%	National Allocation 25%
Paid by the Treasury in 2012	€607,170.00	€455,377.50	€151,792.50
Verified by the M.A. in 2012	€607,170.00	€455,377.50	€151,792.50
Certified by the Certifying Authority [C.A]. in 2012	€607,170.00	€455,377.50	€151,792.50
Received from the E.C. in 2012		€468,786.69	
Total Budget Allocation P.A .1 [2007-2013]	€2,900,000.00	€2,175,000.00	€725,000.00



Qualitative Analysis: P.A. 2

- Three aid schemes were launched under this P.A. by the I.B. in August 2012 targeting: [i] productive investments in aquaculture; [ii] aqua-environmental measures; and [iii] processing and marketing.
- The available budget amounted to €1.5 million.
- Two applications were received under Measure 2.1 and a late application under Measure 2.3 has in turn been rejected. Applications were being evaluated by end of 2012.



Qualitative Analysis: P.A. 2 [cont./ii]

Measure 2.3

Investments in Processing and Marketing

- A call under this measure had been issued in September 2010. Two Grant Agreements were signed between the I.B. and beneficiaries in 2011.
- The total public eligible budget amounts to €780,006 and both projects were being implemented by the closure of 2012.



Information on the Physical Progress of Priority Axis 2

Priority Axis 2: Aquaculture, Processing and Marketing of Fishery and Aquaculture products	Achieved in 2012	Achieved to Date
Indicator 5 New species cultivated by end of 2015 1	N/A	N/A
Indicator 6 Fish farms having been assisted under this O.P. to export closed-cycle species by 2015 2	N/A	N/A
Indicator 7 Number of farms that undertake environmentally-friendly initiatives under this O.P. by 2015 1	N/A	N/A
Indicator 8 Number of existing processing and packaging facilities, modernised by end of 2015 2	In process	In process



Priority Axis 2: Financial Information

Priority Axis 2: Aquaculture, Processing and Marketing of Fishery and Aquaculture products	Public Eligible 100%	E.F.F. Share 75%	National Allocation 25%
Paid by the Treasury in 2012	€190,137.26	€142,602.95	€17,534.31
Verified by the M.A. in 2012	N/A	N/A	N/A
Certified by the C.A. in 2012	N/A	N/A	N/A
Received from the E.C. in 2012		€126,606.03	
Total Budget Allocation P.A .2 [2007-2013]	€2,277,000.00	€1,707,750.00	€569,250.00



Qualitative Analysis: P.A. 3

Measure 3.1

Fishing ports, landing sites and shelters

- Four calls were issued under this Axis in 2012, with the M.A. committing most of the allocated budget.
- The first restricted call for the development of new infrastructure for proper fish landing and storage within designated ports was launched on 25 May 2012 [call rejected by the M.A.].



Qualitative Analysis: P.A. 3 [cont./ii]

- The restricted call was re-launched by the M.A. on 25 June and the Fisheries Control Directorate [F.C.D.] submitted an application.
- Project Selection Committee [P.S.C.] evaluated the application whilst a Conditionality Letter was released by the M.A. on 05 September.



Qualitative Analysis: P.A. 3 [cont./iii]

- A restricted call for the building of a fish market and the infrastructure of a processing/marketing plant was issued on 16 July 2012; F.C.D. submitted an application.
- The M.A. proceeded to sign a Grant Agreement on 30 November 2012.
- Works were well under way by end of 2012; the project is planned to be concluded towards the first quarter of 2014.



Qualitative Analysis: P.A. 3 [cont./iv]



Images: Demolition and Construction works at the new fish market site, Marsa.



Qualitative Analysis: P.A. 3 [cont./v]

Measure 3.2

Development of new markets/promotional campaigns

- On 08 November 2012, the M.A. launched the call for a promotional campaign (deadline of call was the 12 December 2012).
- The M.A. held an information session on 20 November and one application from the former Ministry for Resources and Rural Affairs [M.R.R.A.] was received. However, this was still being evaluated by the P.S.C. by the end of 2012. A conditionality letter was issued in February 2013.



Information on the Physical Progress of Priority Axis 3

Priority Axis 3: Measures of Common Interest	Achieved in 2012	Achieved to Date
Indicator 9 Ports having the necessary facilities for the landing and storage of fish 4	Call for investments in landing sites situated in designated ports was launched by the M.A. in 2012	Call for investments in landing sites situated in designated ports was launched by the M.A. in 2012
Indicator 10 The relocation of the fish market by 2015	One ongoing project	One ongoing project
Indicator 11 A nominal increase in the national per capita consumption of fish from 2006 to 2015	Call for promotional campaign was launched in November 2012	Call for promotional campaign was launched in November 2012



Priority Axis 3: Financial Information

Priority Axis 3: Measures of Common Interest	Public Eligible 100%	E.F.F. Share 75%	National Allocation 25%
Paid by the Treasury in 2012	€1,095,060.76	€821,295.57	€273,765.19
Verified by the M.A. in 2012	€1,036,677.70	€777,50828	€259,169.42
Certified by the C.A. in 2012	€1,036,677.70	€777,50828	€259,169.42
Received from the E.C. in 2012		€33,850.82	
Total Budget Allocation P.A .3 [2007-2013]	€5,460,105.00	€4,095,079.00	€1,365,026.00



Qualitative Analysis: P.A. 5

- Monitoring Committee Meetings.
- Publicity.
- Administrative capacity.
- Updates to Management Information System.
- Preparation for the future programme.



Priority Axis 5: Financial Information

Priority Axis 5: Technical Assistance	Public Eligible 100%	E.F.F. Share 75%	National Allocation 25%
Paid by the Treasury in 2012	€135,856.06	€101,892.04	€3,964.01
Verified by the M.A. in 2012	€137,297.85	€102,973.38	€4,324.46
Certified by the C.A. in 2012	€135,205.12	€101,403.84	€33,801.28
Received from the E.C. in 2012		€63,854.43	
Total Budget Allocation P.A .5 [2007-2013]	€526,000.00	€394,500.00	€131,500.00



Monitoring Arrangements

Day to Day Management

- Daily monitoring.
- Internal staff meetings.
- E.F.F. database permits officers to monitor the contracting and disbursement progress.

Monitoring Committee

- An M.C. meeting was held on 18 April 2012.
- A revision of M.C. rules and an amended Project Selection Criteria were approved.



Monitoring Arrangements [cont./ii]

E.F.F. database

- It is the main platform of information-sharing.
- Updates and modifications carried out.

On-the-Spot checks

- Geared for sound financial management.
- Revision of templates.



Monitoring Arrangements [cont./iii]

Intermediate Bodies Network

- Formal I.B. forum discussing implementation issues and common solutions to common problems.
- This forum offers entities implementing aid schemes the opportunity to share experiences, enhance coordination and ensure a degree of consistency in implementation of measures.
- The M.A. attended meetings on 02 April and 30 October 2012 respectively. The demarcation between different programmes, On-the-Spot checks together with findings developing from audits were among the principal issues discussed.



Monitoring Arrangements [cont./iv]

Systems Audit Report

- Action was taken *vis-à-vis* all recommendations included in the Systems Report addressed to the former Managing Authority.
- The Debtors' Ledger was incorporated into the system and the database was modified so as to generate the Annex III report automatically.



Problems Encountered

- Administrative capacity.
- Highly-specific technical expertise.
- The reports generated by the Database did not include the share of the private eligible expenditure in the total eligible expenditure.



Mitigating Measures

- Recruitment of new officials.
- Hiring of experts to assist both the M.A. and I.B. during On-the-Spot checks.
- Necessary modifications to the Database were carried out in unison with the Malta Information Technology Agency [M.I.T.A.].



Information and Publicity

- The M.A. worked on the creation of a dedicated website for the E.F.F. which is now online and incorporates data ranging from regulations to calls for proposals;
https://secure2.gov.mt/fpd/links_downloads;
- Detailed Guidance Notes issued with every call;
- The E.F.F. Visual Identity Guidelines [V.I.G.] were issued by the M.A. to aid adherence to publicity and information obligations from the beneficiaries' part;
- The M.A. promoted the achievements of the Fisheries O.P. in the *Lampuki Fest*, 28 September 2012, at St. Julian's and the *Festa Hut*, 30 September 2012, at Żurrieq. Promotional flyers were handed out to the public.



Complementarity with other Instruments


- The M.A. has attended the Inter-Ministerial Co-ordination Committees [I.M.C.C.] held on 02 April [presentation on the E.F.F. Programme delivered] and 30 October 2012 respectively.
- The M.A. carried out all necessary I.M.C.C. checks.
- The Terms of Reference pertaining to the I.M.C.C. were amended to include the E.F.F.'s Intermediary Body in the list of members.



Monitoring Committee European Fisheries Fund 2007-2013

Investing in sustainable fisheries

**Part 2: Implementation Update
18 April 2013**



Fisheries Operational Programme 2007–2013
Programme part-financed by the European Union
European Fisheries Fund [E.F.F.]
Co-financing rate: 75% E.U. Funds, 25% National Funds



Investing in sustainable fisheries



Tasks carried out in 2012

- Revision of Covenant between the M.A. and I.B..
- Revision of the Manual of Procedures and on the Description of Management and Control Systems.
- New O.T.S. templates, Statement of Expenditure check lists.
- Database modifications: Debtors' Ledger and Annex III report.
- Attended E.F.F. committees, expert groups as well as training in Brussels.
- Annual Implementation Report 2011.
- Revision of Terms of Reference for the Monitoring Committee.
- Regular meetings with the I.B. and stakeholders.
- 2012 de-commitment target was reached and exceeded, with most of the remaining O.P. budget committed.



Financial Overview

As of December 2012: Public Eligible amounts

Description	E.F.F. [EU Funds + Malta Funds]
O.P. financial allocation	€11,163,105.00
Committed value	€8,410,096.79
% O.P. financial allocation	75.34%
Paid by Treasury	€4,460,096.79

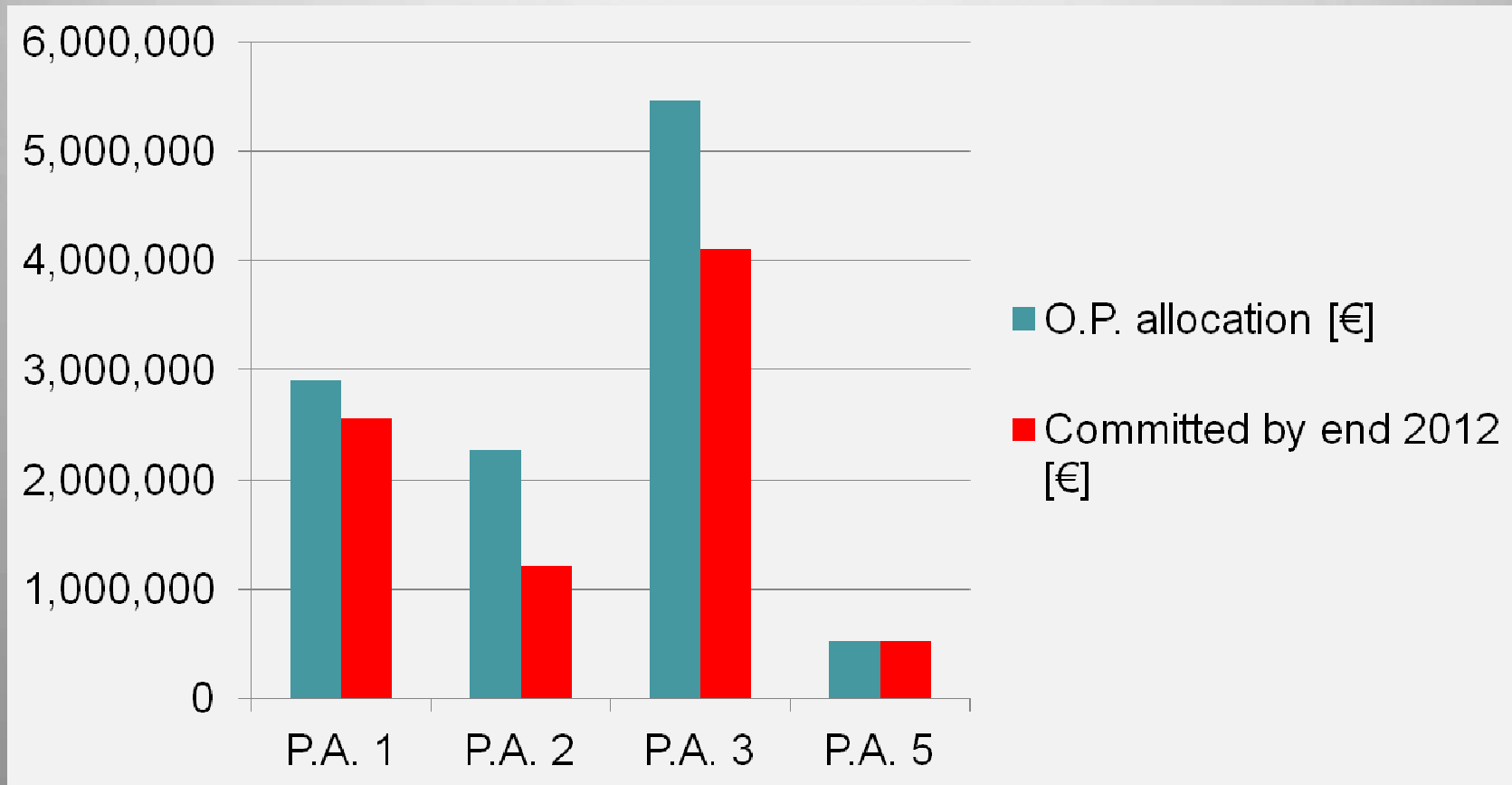


Approved Projects per P.A.

Priority Axis	No. of Projects/Aid Schemes	Amount Committed (€)	O.P. Allocation (€)	% Committed
1	5	€2,561,983.59	€2,900,000.00	88.35%
2	2	€1,213,314.26	€2,277,000.00	53.28%
3	2	€4,108,798.94	€5,460,105.00	75.25%
5	1	€526,000	€526,000.00	100%
Total	10	€8,410,096.79	€11,163,105.00	75.34%



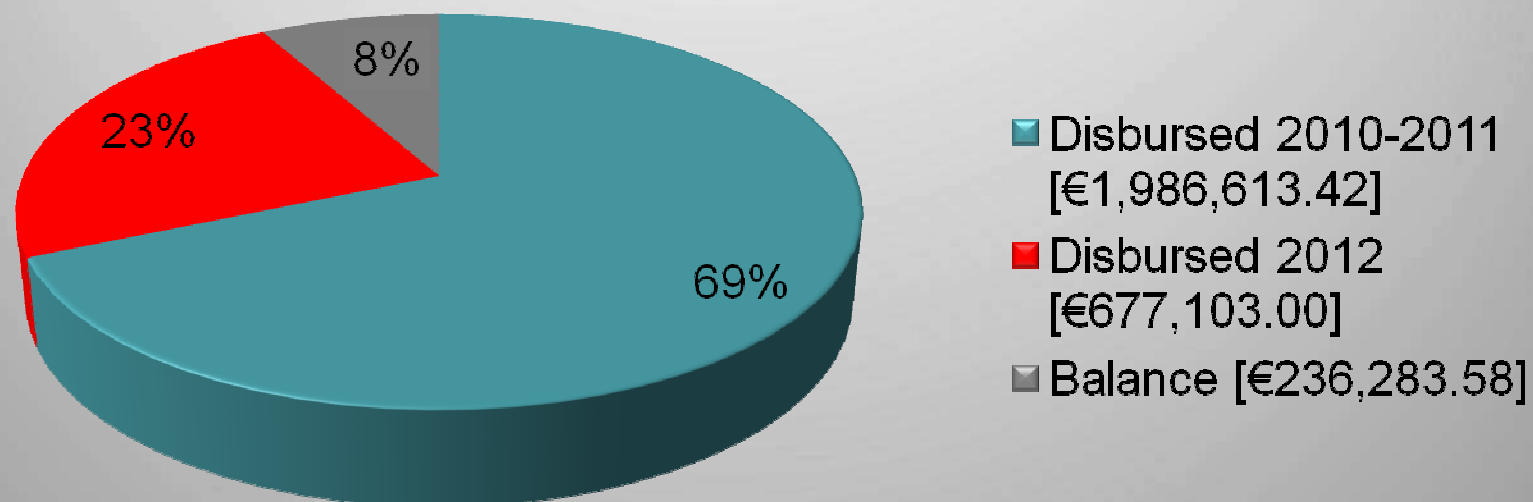
Commitment Values in Projects and Aid Schemes





P.A. 1: Disbursement in 2012

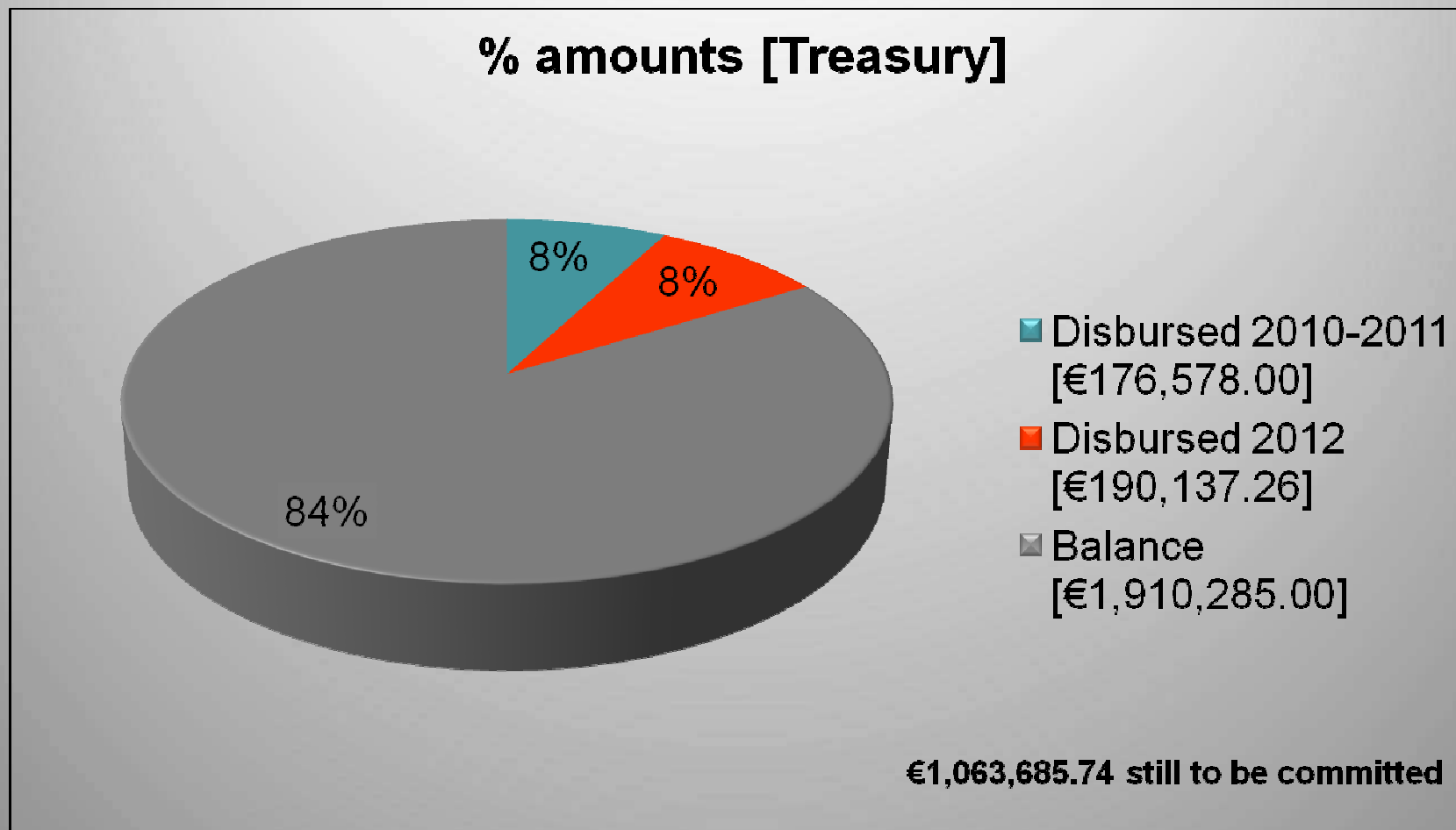
% amounts [Treasury]



€337,452.34 still to be committed

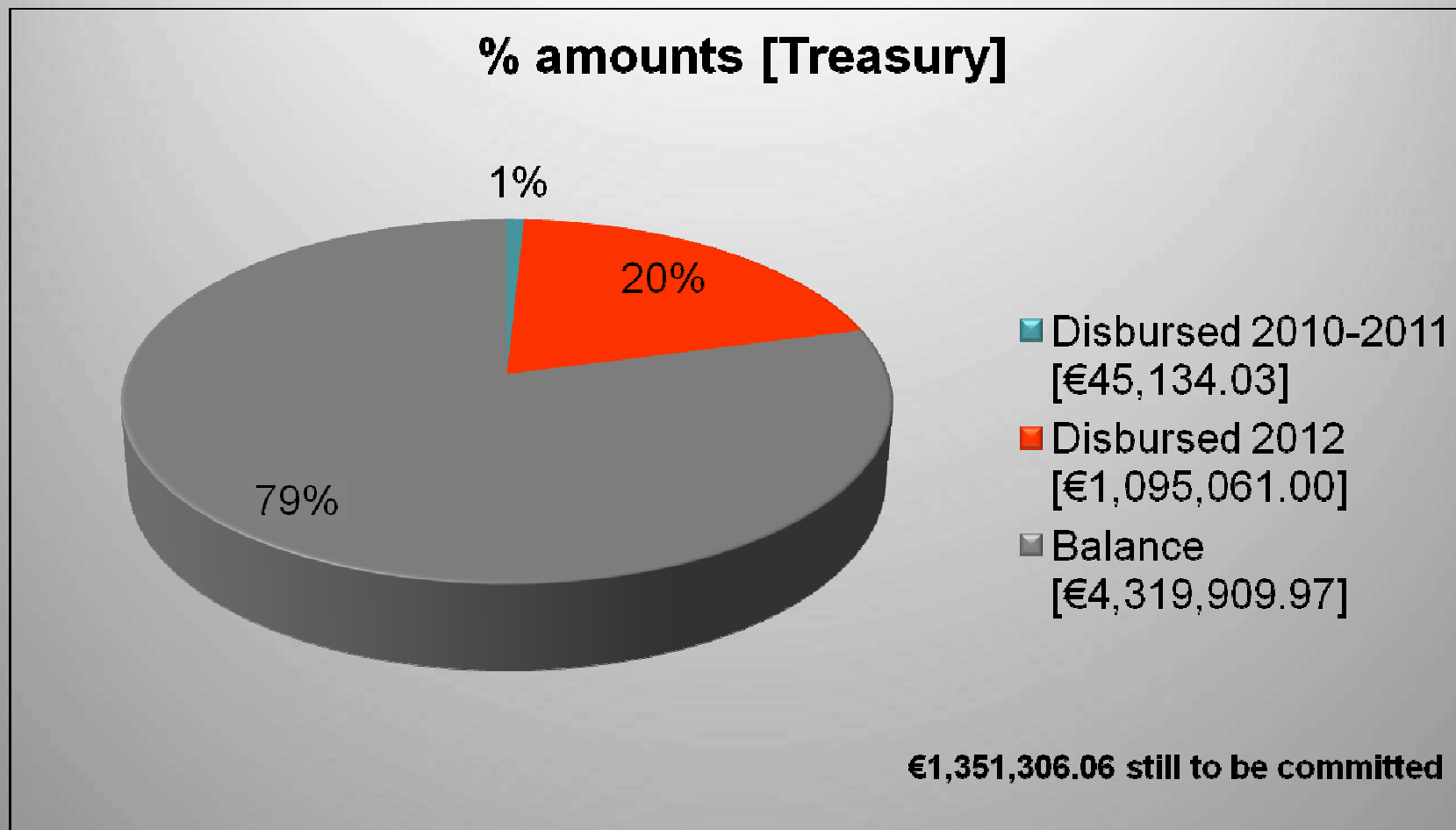


P.A. 2: Disbursement in 2012





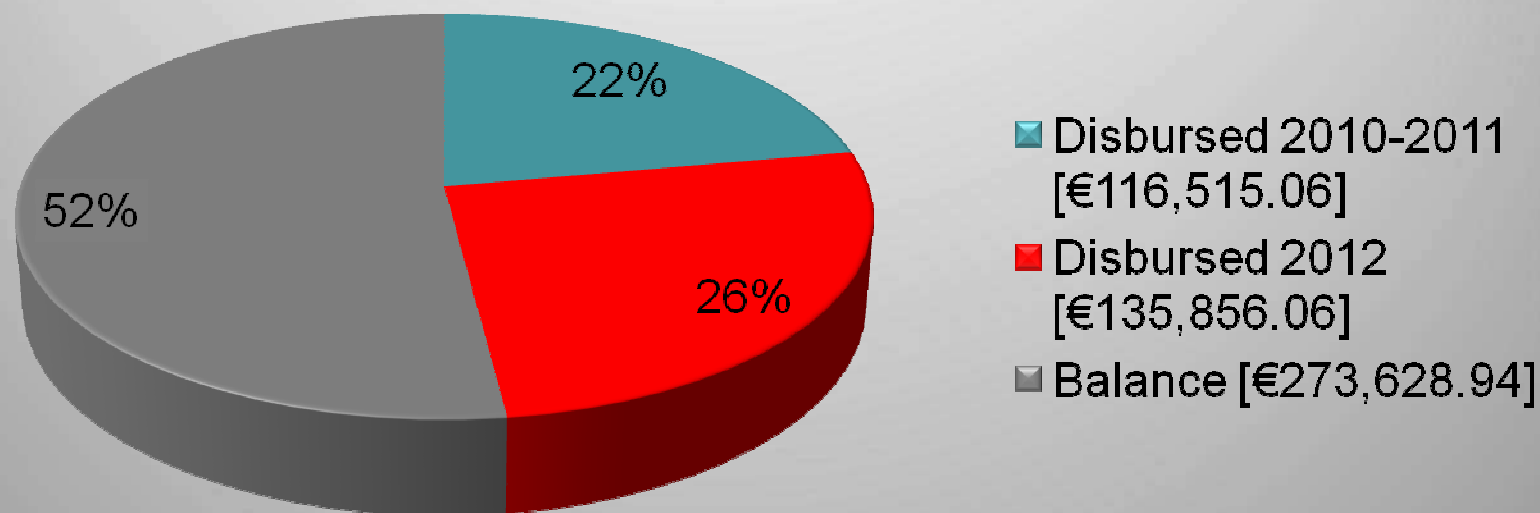
P.A. 3: Disbursement in 2012





P.A. 5: Disbursement in 2012

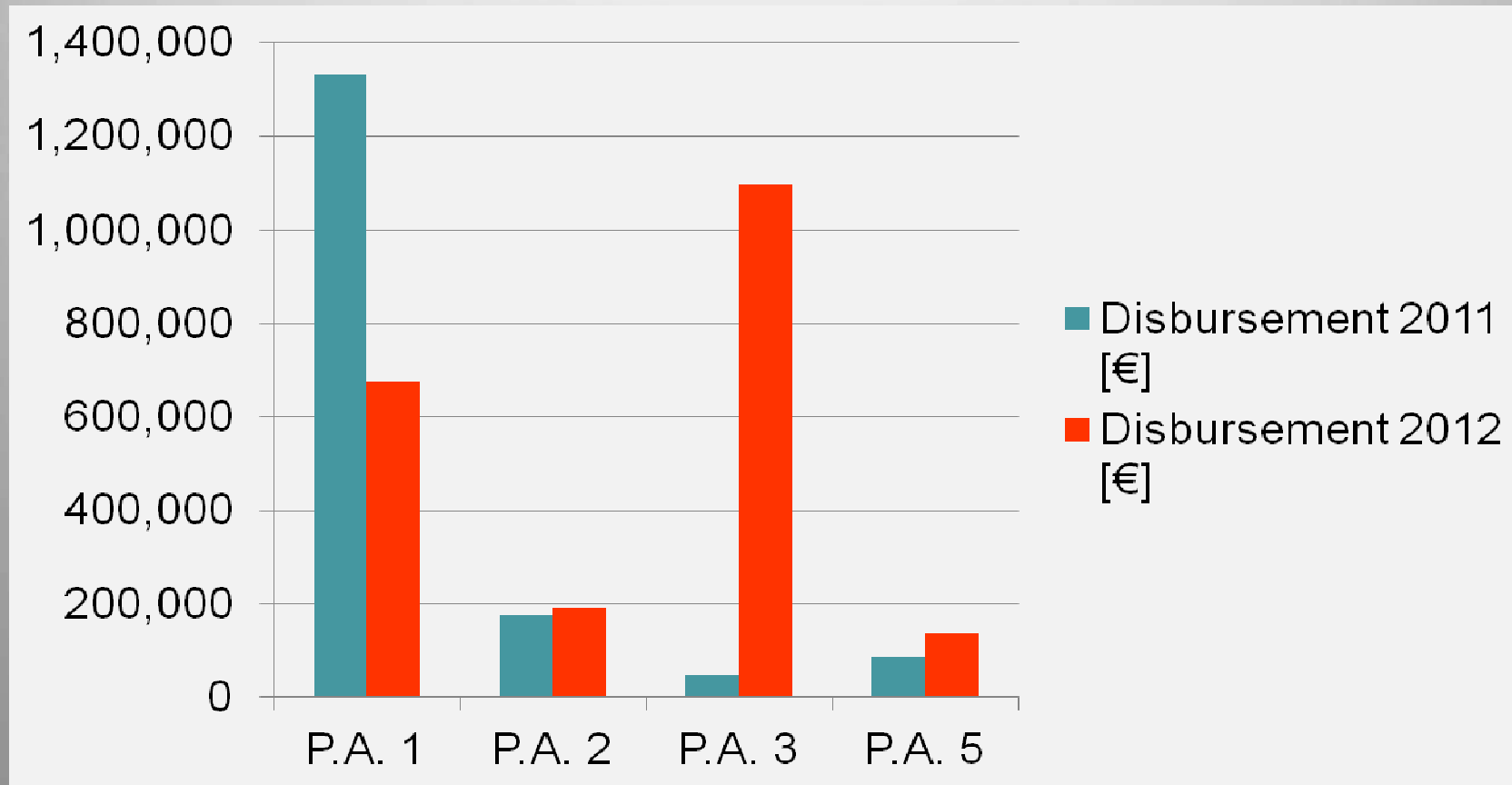
% amounts [Treasury]



All allocated funds have been committed



Overall Disbursement by the Treasury for 2012





Financial Control: Verified and Certified Amounts

January-December 2012: Public Eligible amounts

Description	E.F.F. [EU Funds + Malta Funds]
Verified Amount	€1,781,145.55
% of paid by Treasury [€2,098,157.32]	84.89%
Certified Amount	€1,779,052.82
% of Verified Amount	99.88%



THANK YOU FOR YOUR KIND ATTENTION

European Fisheries Fund Managing Authority

Funds and Programmes Division


Ministry for European Affairs and Implementation of the Electoral Manifesto [M.E.A.I.M.]

Triq il-Kukkanja

Santa Venera SVR 1411

Malta

E-mail address: fpd.meaim@gov.mt



Fisheries Operational Programme 2007–2013
Programme part-financed by the European Union
European Fisheries Fund [E.F.F.]
Co-financing rate: 75% E.U. Funds, 25% National Funds



Investing in sustainable fisheries