



Annual implementation report 2015 / final implementation report

INTERACT 2007-2013

Good Governance of Territorial Cooperation Programmes

Operational Programme

under the European Territorial Cooperation Objective
based on Article 6 pt. 3 lit. b of Regulation (EC) No 1080/2006
of the European Parliament and the Council

Programme No. CCI 2007 CB163 PO 015

Contents

Contents	1
Identification	3
Acronyms	3
1 Executive summary - Summary of programme achievements	4
2 Overview of the implementation of the operational programme	6
2.1 Achievement and analysis of the progress.....	6
2.1.1. Information on the physical progress of the Operational Programme	6
2.1.2. Financial information.....	9
2.1.3. Information about the breakdown of use of the Funds.....	11
2.1.4. Assistance by target groups	11
2.1.5. Assistance repaid or re-used	12
2.1.6. Qualitative analysis.....	12
2.1.7. Audit activities	12
2.2 Information about compliance with Community law	15
2.3 Significant problems encountered and measures taken to overcome them.....	15
2.4 Changes in the context of the operational programme implementation	16
2.5 Substantial modification pursuant to Article 57 of Regulation (EC) No 1083/2006	16
2.6 Complementarity with other instruments	16
2.6.1. Cooperation with interregional and networking programmes.....	16
2.6.2. Cooperation with other stakeholders	16
2.7 Monitoring and evaluation arrangements.....	17
2.7.1. Reporting on beneficiary level.....	17
2.7.2. Reporting on programme level.....	17
2.8 National performance.....	17
3 Implementation by priority - Service delivery	18
3.1 Organisational situation	18
3.1.1. IP Turku.....	19
3.1.2. IP Valencia	19
3.1.3. IP Viborg.....	19
3.1.4. IP Vienna	20
3.1.5. INTERACT Secretariat.....	20
3.1.6. Coordination	20
3.2 Priority 1: Service development and delivery.....	20
3.2.1. Achievement of targets and analysis of the progress.....	20
3.2.2. Qualitative Analysis.....	28
3.2.3. Significant problems encountered and measures taken to overcome them	29
4 Technical Assistance	30
4.1 Explanation of use made of technical assistance.....	30
4.1.1. Management and control activities.....	30
4.1.2. Audit activities	30
4.1.3. Programme management activities	30
4.1.4. Interact III programming	30
4.2 Percentage of the amount of the Structural Funds contribution allocated to the operational programme spent under technical assistance.....	31
5 Information and publicity	32
6 Information for the whole programming period	36
6.1 Comprehensive description and qualitative analysis in terms of achievements and results of the programme for 2007-2013.....	36
6.2 Evolution of Interact services over the years	42
6.3 Main problems/challenges faced by the programme	42
6.4 What can be improved?.....	42

6.5	Steps taken by the managing authority or the monitoring committee to ensure the quality and effectiveness of implementation, in particular, monitoring and evaluation measures, including data collection arrangements	43
6.5.1.	Reporting arrangements and data collection	43
6.5.2.	Evaluation arrangements.....	44
6.6	Result indicators.....	45
Annexes	47

Identification

OPERATIONAL PROGRAMME

Objective concerned:	European Territorial Cooperation
Eligible area concerned:	Territory of the 28 European Union Member States, Norway and Switzerland
Programming period:	2007-2013
Programme number (CCI No):	CCI 2007 CB163 PO 015
Programme title:	INTERACT 2007-2013 (INTERACT II)

ANNUAL IMPLEMENTATION REPORT/FINAL IMPLEMENTATION REPORT

Reporting year: 2015 (and the entire programming period)

Date of approval of the annual report by the monitoring committee: 19 December 2016

Date of approval of the updated annual report by the monitoring committee: 4 August 2017

Acronyms

AA	Audit Authority	EUSDR	European Union Strategy for the Danube Region
CA	Certifying Authority	FTE	Full Time Equivalent
CBC	Cross-Border Cooperation	GoA	Group of Auditors
CoAP	Clearance of Advance Payment (in Annex 1, Table 1)	HA	Horizontal Action
DG MARE	European Commission Directorate-General for Maritime Affairs and Fisheries	HIT	Harmonised Implementation Tools
DG NEAR	European Commission Directorate-General Neighbourhood Policy and Enlargement Negotiations	HTML	Hyper Text Markup Language
DG REGIO	European Commission Directorate-general Regional and urban Policy	IO	Interact Office
EC	European Communities	IP	INTERACT Point
EC Day	European Cooperation Day	IP	Interim Payment (in Annex 1, Table 1)
EGTC	European Grouping of Territorial Cooperation	IPA	Instrument for Pre-accession Assistance
eMS	electronic Monitoring System	IS	INTERACT Secretariat
ENI	European neighbourhood Instrument	IT	Information Technology
ENPI	European Neighbourhood and Partnership Instrument	JAWP	Joint Annual Work Plan
ERDF	European Regional Development Fund	JTS	Joint technical Secretariat
ESIF	European Structural and Investment Funds	MA	Managing Authority
ETC	European Territorial Cooperation	MC	Monitoring Committee
EU	European union	MOT	Mission Opérationnelle Transfrontalière
EUSAIR	European Union Strategy for the Adriatic-Ionian Region	NCP	National Contact Person
EUSBSR	European Union Strategy for the Baltic Sea Region	OP	Operational Programme
		PA	Priority Axis
		PAC	Priority Area Coordinator
		Q&A	Questions and Answers
		RfP	Request for Payment
		TA	Technical Assistance
		TN	Transnational
		TO	Thematic Objective

1 Executive summary - Summary of programme achievements

What has the INTERACT II programme achieved?

In its role of facilitator, INTERACT came up with a range of initiatives - large and small - to better support European Territorial Cooperation (ETC)/Interreg programmes. Some of our main achievements include the development of harmonised tools: eMS, KEEP and the Harmonised Implementation Tools.

- **Electronic monitoring system (eMS):** Led by INTERACT, ETC/Interreg programmes joined forces to develop eMS, a key tool for programme management, a tool that covers the entire programme life cycle and enables the processing of very sensitive financial management data. Our latest update shows that 34 programmes have decided to join the eMS. This is a great example of Cooperation Programmes not only financing, but living cooperation, while developing 1 instead of 34 systems, which also leads to substantial savings at EU level and harmonisation for beneficiaries.
- **www.KEEP.eu:** A unique database of territorial cooperation projects and beneficiaries, offers the user a range of search possibilities. It enhances the visibility of ETC/Interreg and cooperation, it increases the transparency of the use of EU funds, and it offers possibilities for analysing cooperation gaps, successes, trends, etc. As the data becomes more and more complete, the use of KEEP grows as well.
- **Harmonised Implementation Tools (HIT):** The HIT series of tools for ETC/Interreg programme management was developed by programmes working together under the guidance of INTERACT. The tools cover all aspects of programme management, and are currently widely used by the 2014-2020 programmes.
- **Harmonised approaches** also address communication initiatives, such as European Cooperation Day and ETC/Interreg Branding. European Cooperation Day began life as an INTERACT initiative to raise the visibility of ETC/Interreg across the EU. We encouraged ETC/Interreg programmes to showcase their work by holding events and celebrations aimed at the citizens of their own regions, on the same day each year. This “happening” has now grown over the years, becoming an established ETC/Interreg tradition that is widely supported by the EU institutions (e.g. Committee of the Regions), EU presidencies etc.
- **Another INTERACT-lead communication initiative** launched to raise the visibility of ETC/Interreg throughout the EU is Interreg Branding. Based on the basic key principles of marketing/branding, this initiative introduced the practice of one logo for all ETC/Interreg programmes, to strengthen the brand and reduce the possibility of creating confusion with many different messages. Many ETC/Interreg programmes cooperated in this work, and now most programmes have adopted the logo. Their hard work was recognised when the European Commission re-introduced the name (Interreg V) in their decision on programme areas and budgets.
- **Innovative ways of cooperation:** Due to the work INTERACT has done on macro-regional strategies, ETC/Interreg programmes have become aware of the potential that exists in finding synergies with other programmes and funding opportunities. INTERACT has also involved ETC/Interreg in the work of inter-programme capacity and competence, EGTC, Article 97.6.b cooperation (cooperation between ESI fund programmes).
- **External EU-borders:** The support to programmes at the external borders of the EU brought forward a new mind set for the IPA and ENPI programmes: To a wide alignment of Interreg-IPA CBC with ETC/Interreg, as well as to integration of ENPI into INTERACT work with INTERACT II ENPI project.
- **Thematic Capitalisation:** INTERACT made possible fruitful cooperation between programmes in areas such as transport, fire risk, sea issues, environment, creative industries and evaluation of programmes.

The programme had originally been drafted and submitted to the European Commission by Austria on behalf of the EU Member States, Norway and Switzerland. However, the Austrian Managing Authority (MA) decided to step down and in March 2008, the Monitoring Committee selected the Bratislava Self Governing Region as the new MA. The programme successfully tackled the initial challenges linked to the relocation of programme bodies from Aus-

tria to Slovakia in 2008 and eventually reached a spending level of 98.05% of its total ERDF allocation of EUR 29,306,707¹.

Who has benefited?

In the most direct and evident way, all programme managers of ETC/Interreg programme authorities (managing authorities, joint technical secretariats, certifying authorities, audit authorities, monitoring committee members, and first level controllers) benefited from events and tools produced in many different fields. In the field of innovative tools, such as macro-regions, also managers of programmes and funds other than ETC/Interreg benefited from INTERACT services. In addition, INTERACT has strengthened its role as facilitator in the dialogue between the European Commission and ETC/Interreg stakeholders in the Member States, as well as outside ETC/Interreg.

What evidence do we have?

By the end of the programming period (end of 2015), INTERACT delivered approximately 540 events of different kind (conferences, seminars, workshops, network meetings) and some 280 tailor-made advisory services. We also developed around 350 tools (studies and handbooks, harmonised templates, publicity material, online database, e-system).

Proof of the high level of satisfaction of target groups can be found in the outcomes of event evaluation, which was used to calculate the baseline value for 2014-2020 period indicators: 4.19² out of 5.00 on average. Thanks to the coordinated work of ETC/Interreg stakeholders, lead by INTERACT, the EU has acknowledged the specific nature of Territorial Cooperation, deciding to establish a regulation and eligibility rules tailor-made to ETC/Interreg's needs, within the European Structural and Investment Funds. Similarly, some first regulatory improvements have been made in the State Aid rules for ETC/Interreg. Germany did not participate in INTERACT II but was convinced to return in the 2014-2020 period, motivated to do so by the quality and relevance of INTERACT work.

¹ Amount after decommitment

² 2013 figures were used to calculate the baseline

2 Overview of the implementation of the operational programme

2.1 Achievement and analysis of the progress

Most of the interventions foreseen in the operational programme (OP) were covered in 2015 and their (quantifiable) results are shown in table 1. For more comprehensive information on the contents, see section 3.2.1 onwards.

2.1.1. Information on the physical progress of the Operational Programme

Quantifiable indicators only have been defined at priority levels and no quantifiable indicators have been mentioned at programme level in the OP itself. The baseline value for all indicators is zero.

Table 1: Information on the physical progress on the operational programme level

Operational objective / Indicator		2007	2008	2009	2010	2011	2012	2013	2014	2015	Total
Knowledge base											
Indicator 1: Studies	Achievement	0	1	1	1	11	14	24	31	34	34
	Target baseline	N/A	N/A	N/A	N/A	N/A	N/A	N/A	N/A	N/A	24
Indicator 2: Surveys	Achievement	0	0	5	7	8	9	27	38	45	45
	Target baseline	N/A	N/A	N/A	N/A	N/A	N/A	N/A	N/A	N/A	16
Indicator 3: Material sets	Achievement	0	10	68	85	162	204	299	356	416	416
	Target baseline	N/A	N/A	N/A	N/A	N/A	N/A	N/A	N/A	N/A	360
Indicator 4: Web resources	Achievement	0	3	3	3	3	7	14	21	28	28
	Target baseline	N/A	N/A	N/A	N/A	N/A	N/A	N/A	N/A	N/A	9
Indicator 5: General information services	Achievement	0	207	386	639	684	756	846	1190	1405	1405
	Target baseline	N/A	N/A	N/A	N/A	N/A	N/A	N/A	N/A	N/A	900
Indicator 6: Technical dossiers on good governance	Achievement	0	0	1	1	36	46	57	83	89	89
	Target baseline	N/A	N/A	N/A	N/A	N/A	N/A	N/A	N/A	N/A	60
Tools											
Indicator 7: Refined and updated tools	Achievement	0	0	4	4	7	13	57	81	87	87
	Target baseline	N/A	N/A	N/A	N/A	N/A	N/A	N/A	N/A	N/A	23
Indicator 8: New tools developed	Achievement	0	1	8	8	10	26	47	85	103	103
	Target baseline	N/A	N/A	N/A	N/A	N/A	N/A	N/A	N/A	N/A	30

Network coordination											
Indicator 9: Two-tier network set-up and coordination	Achievement	0	2	2	2	2	2	2	2	2	2
	Target baseline	N/A	N/A	N/A	N/A	N/A	N/A	N/A	N/A	N/A	2
Indicator 10: Enhancement and maintenance of external networking	Achievement	0	0	5	6	57	99	114	184	202	202
	Target baseline	N/A	N/A	N/A	N/A	N/A	N/A	N/A	N/A	N/A	180
Exchange and transfer											
Indicator 11: Seminars and workshops	Achievement	0	21	70	118	161	203	225	251	282	282
	Target baseline	N/A	N/A	N/A	N/A	N/A	N/A	N/A	N/A	N/A	240
Indicator 12: E-workshops	Achievement	0	1	2	2	2	2	2	3	6	6
	Target baseline	N/A	N/A	N/A	N/A	N/A	N/A	N/A	N/A	N/A	6
Indicator 13: Advisory services	Achievement	0	18	85	101	148	171	221	273	284	284
	Target baseline	N/A	N/A	N/A	N/A	N/A	N/A	N/A	N/A	N/A	180
Indicator 14: Thematic networks	Achievement	0	8	17	37	52	76	99	131	149	149
	Target baseline	N/A	N/A	N/A	N/A	N/A	N/A	N/A	N/A	N/A	120
Indicator 15: Framework for laboratory groups and pilot networks	Achievement	0	8	11	13	29	53	57	76	82	82
	Target baseline	N/A	N/A	N/A	N/A	N/A	N/A	N/A	N/A	N/A	90
Indicator 16: Conferences	Achievement	0	3	7	8	10	13	23	28	29	29
	Target baseline	N/A	N/A	N/A	N/A	N/A	N/A	N/A	N/A	N/A	16
Dissemination and publicity											
Indicator 17: Web portal	Achievement	0	1	1	1	1	2	2	4	4	4
	Target baseline	N/A	N/A	N/A	N/A	N/A	N/A	N/A	N/A	N/A	1
Indicator 18: Newsletter	Achievement	0	1	5	8	11	22	34	45	55	55
	Target baseline	N/A	N/A	N/A	N/A	N/A	N/A	N/A	N/A	N/A	24
Indicator 19: Promotional activities	Achievement	0	21	49	79	117	209	261	340	385	385
	Target baseline	N/A	N/A	N/A	N/A	N/A	N/A	N/A	N/A	N/A	500
Quality management											
Indicator 20: CooG and other perm. work groups set up and meeting regularly	Achievement	0	8	13	27	42	58	72	93	118	118
	Target baseline	N/A	N/A	N/A	N/A	N/A	N/A	N/A	N/A	N/A	86

Operational objective / Indicator		2007	2008	2009	2010	2011	2012	2013	2014	2015	Total
Indicator 21: Quality Assurance Manager employed	Achievement	0	1	1	1	1	1	1	1	1	1
	Target baseline	N/A	N/A	N/A	N/A	N/A	N/A	N/A	N/A	N/A	1
Indicator 22: Manuals describing standardised core procedures	Achievement	0	0	1	1	3	3	3	3	5	5
	Target baseline	N/A	N/A	N/A	N/A	N/A	N/A	N/A	N/A	N/A	4
Indicator 23: Certification scheme for contributors (thematic or pilot networks)	Achievement	0	0	0	0	0	0	0	0	1	1
	Target baseline	N/A	N/A	N/A	N/A	N/A	N/A	N/A	N/A	N/A	1
Indicator 24: Staff trainings	Achievement	0	1	1	2	3	3	4	9	9	9
	Target baseline	N/A	N/A	N/A	N/A	N/A	N/A	N/A	N/A	N/A	6
Indicator 25: Focus groups with stakeholders	Achievement	0	0	0	1	1	2	3	13	15	15
	Target baseline	N/A	N/A	N/A	N/A	N/A	N/A	N/A	N/A	N/A	6
Technical Assistance											
Indicator 26: All units of the managing system set up	Achievement	0	5	5	5	5	5	5	5	5	5
	Target baseline	N/A	N/A	N/A	N/A	N/A	N/A	N/A	N/A	N/A	5
Indicator 27: Key committees meeting regularly	Achievement	0	2	4	6	8	10	12	14	16	16
	Target baseline	N/A	N/A	N/A	N/A	N/A	N/A	N/A	N/A	N/A	18
Indicator 28: Programme documents delivered in time	Achievement	0	3	3	4	4	4	5	6	7	7
	Target baseline	N/A	N/A	N/A	N/A	N/A	N/A	N/A	N/A	N/A	8
Indicator 29: Strategies and reports approved	Achievement	0	1	3	3	5	6	6	7	8	8
	Target baseline	N/A	N/A	N/A	N/A	N/A	N/A	N/A	N/A	N/A	7

2.1.2. Financial information

2.1.2.1 1 January to 31 December 2015

Thirty-four requests for payment (RfPs) in the amount of EUR 2,484,838.21 (EUR 2,112,112.47 financed from ERDF and EUR 372,725.74 financed from national contribution) were submitted by the Managing Authority (MA) to the Certifying Authority (CA). The approved amount represents EUR 2,482,216.99 ERDF (EUR 2,109,884.43 ERDF and EUR 372,332.56 national contribution).

2.1.2.2 Overview of the financial implementation within the entire programming period

Since the beginning of the programming period 218 interim RfPs in total were submitted to the CA in the amount of EUR 34,575,315.32 (EUR 29,389,017.98 ERDF and EUR 5,186,297.34 EUR national contribution), thereof:

- 210 RfPs were approved in the amount of EUR 33,887,728.03 (EUR 28,804,568.78 ERDF and EUR 5,083,159.25 national contribution)
- 8 RfPs have been rejected by the CA in the amount of EUR 486,243.50 (EUR 413,306.98 ERDF and EUR 72,936.52 national contribution).

The content of the approved RfPs was as follows:

- from the amount of approved RfPs EUR 29,530,422.31 (thereof EUR 25,100,859.25 ERDF and EUR 4,429,563.35 national contribution) was paid out to the beneficiaries;
- the amount of 1,034,409.86 EUR (thereof EUR 879,248.37 ERDF and EUR 155,161.49 national contribution) will be paid out after the assessment of the closure documentation by the European Commission;
- within the approved RfPs expenditure representing clearance of advance payments was also included in the amount of EUR 3,322,895.87 (thereof EUR 2,824,461.48 ERDF and EUR 498,434.39 national contribution) that was not paid out to the beneficiaries.

For the detailed overview of interim RfPs submitted to the CA, see Annex 1, Table 1. Since the beginning of the programming period up to 28 February 2017 interest in the amount of EUR 15,876.76 has arisen on the ERDF account for the operational programme and was used for financing of the programme as a national contribution resource.

2.1.2.3 Applications for payment to the European Commission and payments received

1 January to 31 December 2015

During 2015, the CA sent two applications for payment in the amount of EUR 1,748,134.50 to the European Commission. Application for payment No 2011500722 was due to the revision of the financial plan (recorded in SFC in 2016) recalculated from EUR 1,029,205.19 to EUR 904,350.76. The 95% limit of reimbursement from total allocation was exceeded by submitting this corrected payment, sent to the European Commission on 16 March 2016 repeatedly.

In 2015 the European Commission reimbursed two interim payments (out of which one application for payment was sent to the European Commission in 2014) to the CA's account amounting to EUR 3,740,514.99.

1 January to 31 December 2016

During 2016 the last interim application for payment in the amount of EUR 3,833,282.95 was sent to the European Commission, the partial reimbursement of the payment will be realised by the European Commission after the acceptance of the final application for payment and closure documentation to be submitted until 31 March 2017.

1 January 2007 to 31 March 2017

Since the beginning of the programming period the CA processed 23 interim applications for payment to the European Commission in the amount of EUR 28,736,492.95 (ERDF). Due to exceeding of 95% limit the reimbursed amount was EUR 24,778,355.57.

Final application for payment sent to EC on 30 March 2017 did not include new expenditure and the requested amount of the final balance was EUR 895,074.20.

The overview of all Commission payments and applications for payment (declared amount) sent by the CA to the Commission is included in Annex 1, Table 2.

2.1.2.4 N+2/n+3

Within the period 2007-2013 decommitment of the allocated funds occurred once: the n+2 rule was not met as of 31 December 2014 and the amount of unused funds was in the amount of EUR 847,570.00 (ERDF).

Table 2. INTERACT II decommitment in numbers

Item	ERDF (EUR)	National contribution (EUR)	Total (EUR)
2014 n+2 target (a)	27,065,662	N/a	N/a
Advance payments (b)	3,063,016	N/a	N/a
Interim applications for payment submitted to the European Commission until 31 December 2014 (c)	23,155,076	N/a	N/a
Amount decommitted (d)=(a)-(b)-(c)	847,570	149,571	997,141
ERDF allocation / programme budget before decommitment (e)	30,154,277	5,321,344	35,475,621
ERDF allocation / programme budget after decommitment (e)-(d)	29,306,707	5,171,773	34,478,480

Source: European Commission

2.1.2.5 Estimation of expected expenditures

In accordance with the legislation in force, the CA submitted the forecast of RfPs for the year 2015 as shown in table 3.

The update sent to the Commission in July 2015 contained the same figures as in January 2015.

In accordance with the legislation in force, the CA submitted the forecast of RfPs for the year 2016 and 2017 as shown in tables 4 and 5.

Table 3: Estimated expenditure for 2015 as of 31 January 2015 (EUR)

Estimation of expected expenditure for 2015 (EUR)	Actual spending for 2015 (EUR)		Deviation (estimated expenditure - actual spending, EUR)		Fulfilment of the estimation of expected expenses in 2015	
	Applications for payment sent to the Commission	Payments received from the Commission	Payment sent	Payment received	Payment sent	Payment received
Sent to the Commission by 31 January 2015 for 2015						
4,000,000.00	1,748,134,50	3,740,514.99	2,251,865.50	259,485.01	43,70%	93,51%

Source: CA

Table 4: Estimated expenditure for 2016 and 2017 as of 31 January 2016 (EUR)

INTERACT II	Estimation of expected expenditure for 2016	Estimation of expected expenditure for 2017
Total	0.00	4,403,497.00

Source: CA

Table 5: Estimated expenditure for 2016 and 2017 as of 31 July 2016 (in EUR)

Estimation of expected expenditure for 2016	Estimation of expected expenditure for 2017	Spending for 2016		Deviation (estimated expenditure - actual spending)		Fulfilment of the estimation of expected expenses in 2016	
		Applications for payment sent to the Commission	Payments received from the Commission	Payment sent	Payment received	Payment sent	Payment received
4,862,488.14	0.00	3,833,285.95	0	1,029,202.19	0	78,83%	0,00%

Source: CA

2.1.2.6 Certification

In the programming period certifying verifications were performed within 24 requests for payment (EUR 2,659,966.94) out of 218 submitted to the CA. The verified sample of expenditure was in the amount of EUR 1,722,173.42, which represented 4.98% of the amount of submitted requests for payment and 64.74% of the requests for payment, which were the subject of certifying verification.

During the certification verifications of the requests for payment the following findings were identified:

- ineligible expenditures in amount of EUR 210,079.31;
- findings related to public procurement;
- improper application of procedures, lack of procedures, deficiencies in the administrative outputs of MA and others.

All findings are already closed.

Table 6: Financial corrections (EUR)

2010	2011	2012	2013	2014	2015	Interim RfP 2016	Final RfP 2016	Total
0.00	25,668.03	1,375.92	0.00	67,212.90	3,548.68	443.15	55.13	98,303.81

Source: CA 2017, correction declared in SFC

Table 7: Financial corrections from 2010 until 2016 (EUR) notified to the European Anti-Fraud Office

OP INTERACT II	2010	2011	2012	2013	2014	2015	2016	Total
Withdrawals	0.00	0.00	384.58	0.00	0.00	0.00	0.00	384.58
Recoveries	0.00	12,038.56	0.00	0.00	53,446.27	0.00	0.00	65,484.83
Total	0.00	12,038.56	384.58	0.00	53,446.27	0.00	0.00	65,869.41

Source: CA 2017, correction declared in SFC notified European Anti-Fraud Office

2.1.3. Information about the breakdown of use of the Funds

Spending of the EU funds (taking into account the irregularities in the amount of EUR 68,121.99) as of 31 December 2016 amounted to EUR 28,736,446.77, representing 98.05% of the 2007-2013 allocation, thereof:

- priority axis 1 in the amount of EUR 26,978,456.37 represented 97.93%;

2.1.2.7 Financial corrections

During the period 1 January 2007 to 31 December 2016 in accordance with Article 20 of Regulation (EC) No 1826/2006 in the years 2010 to 2016 were applied ex post financial corrections in the total amount of EUR 98,303.81 as shown in table 6.

Data for financial corrections in the year 2016 are divided into two columns, which represent ex post amount of financial corrections included in applications for interim payment submitted to the European Commission in the year 2016 and separately for the final application for payment submitted to European Commission in the year 2016.

During the period 1 January 2007 to 31 December 2016 in accordance with Article 20 of Regulation (EC) No 1826/2006 in the years 2010 to 2016 were notified European Anti-Fraud Office financial corrections in the total amount of EUR 65,869.41 as shown in table 7.

- priority axis 2 in the amount of EUR 1,757,990.40 represented 99.98%.

The total unused funds from the total actual allocation as of 31 December 2016 are in the amount of EUR 570,261.15 (ERDF). For a detailed overview, see Annex 1, Table 4.

2.1.4. Assistance by target groups

In 2015 INTERACT activities targeted Europe-wide the different programme- and national level institu-

tional actors and bodies responsible for management and control activities of European Territorial Cooperation (ETC) programmes (section 3.1 of the OP), such as managing authorities, joint technical secretariats, certifying authorities, audit authorities, first level control bodies, as well as members of monitoring committees, national contact persons and stakeholders backing the programmes. Activities in support of the similar bodies and actors of IPA CBC programmes were also carried out. However, no breakdown per target group is available.

Additionally, European Cooperation Day (see section 5) targeted a wider audience, namely European citizens, in order to improve the visibility of territorial cooperation and to show what impact the programmes had on the population.

2.1.5. Assistance repaid or re-used

The CA paid advance payments to beneficiaries in the total amount of EUR 3,794,515.00, thereof EUR 3,225,337.75 ERDF and national contribution amounting to EUR 569,177.25.

From this amount of advances:

- the amount of EUR 3,322,895.87 (representing 87.57% of provided advances) was cleared (the use of expenditure was justified by documents) by beneficiaries;
- returned as irregularities in the amount of EUR 262,061.75 (representing 6.91% of the total advance payments);
- returned the unused amount of EUR 209,557.38 (representing 5.52% of the total advance payments) - thereof MA in the amount of EUR 16,230.75, and IP Viborg in the amount of EUR 193,326.63.

2.1.6. Qualitative analysis

The programme run smoothly in 2015, the core activities planned were successfully implemented and products and services delivered to the target groups.

Activities were based on a stakeholder needs analysis conducted in the summer of 2014 and included in the 2015 Joint Annual Work Plan. Due to the nature of the programme, where flexibility is a must, some activities have been adapted to needs of the target groups, expressed throughout the year 2015. The satisfaction rate of the users of INTERACT products and services was overall very high; for qualitative analysis of the service delivery, see section 6.

2.1.7. Audit activities

2.1.7.1 System audits in 2015

The Audit Authority (AA) did not perform any system audit at the level of the MA and the INTERACT Secretariat (IS) in the years 2015 and 2016. However, in the context of the closure of the programming period 2007-2013, the audit A727 on closure was opened in October 2015 and is still on-going. The main aim of the audit on closure is to obtain assurance on the validity of the application for payment of the final balance and the legality and regularity of the underlying transactions covered by the final statement of expenditure. The audit on closure consists of three phases, whereas the second phase was completed by 14 September 2016.

The AA completed the system audit A620 at the level of the CA in July 2015. The audit group identified seven deficiencies, whereas none concerned the Operational Programme INTERACT II. The assurance level was set at level 1 - *the system works well; only minor improvements are needed*.

2.1.7.2 Audits of operations in 2015

Audit Activities in 2015

The AA in cooperation with the Group of Auditors (GoA) for the Operational Programme INTERACT II ensured in the year 2015 the verification of the sample drawn from expenditure declared to the European Commission in the year 2014. A detailed overview of the sample selected follows:

Table 8: Detailed overview of the sample selected from expenditure declared to the European Commission in 2014

Declared in 2014			Sample selected					
Organisations	Amount (EUR)	RfPs	Organisations		Expenditure		RfPs	
			Number	%	Amount (EUR)	%	Number	%
8	6,680,344.38	38	2	25	978,764.07	14.65	2	5

Source: AA

Two audits of operations (A707 and A754) were carried out in the year 2015, whereas their aim was to verify the following RfPs:

Table 9: Audits of operations carried out in 2015 (declared expenditure 2014)

RfP	Audit No	Organisation audited	Expenditure declared (EUR)
14/MA/2-IP34	A707	MA	58,641.51
14/IP Vienna/1-IP12	A754	IP Vienna	920,122.46
Total			978,764.07

Source: AA

With respect to the audit of operations A707 that was carried out at the level of the MA, the auditors identified two deficiencies with high materiality, one deficiency with medium materiality and two deficiencies with low materiality level. The main findings are listed below:

- Bratislava Region - MA:
 - An insufficient first level control of the contract below the limit, since the MA did not detect a violation of the provisions under Act No 25/2006 Coll on Public Procurement by the beneficiary, who did not comply with the non-discrimination principle and set the conditions of participation concerning the demonstration of technical ability or professional suitability in a breach of public procurement act.
 - An insufficient first level control of the low-value contract, since the MA did not detect a violation of the Bratislava Region's Directive No 76/2013 on Public Procurement in Brati-

slava Region by the beneficiary who did not take the steps necessary to ensure offers from three candidates.

- Bratislava Region - Beneficiary:
 - Violation of the non-discrimination principle enshrined in Act No 25/2006 Coll on Public Procurement, since the beneficiary set the conditions of participation concerning the demonstration of technical ability or professional suitability in a breach of public procurement act. This was found to be a financial deficiency with ineligible expenditure of EUR 453.90.

With respect to the audit of operations A754 carried out at IP Vienna, no deficiency was identified by the auditors.

The following table provides complex information on the verified sample and identified irregular expenditure in the context of expenditure declared to the European Commission in the year 2014.

Table 10: Sample verified in 2015 (declared expenditure)

Expenditure declared (EUR)	Expenditure verified (EUR)	Expenditure verified (%)	Irregular expenditure (EUR)	Error rate (%)
6,680,344.38	978,764.07	14.65	453.90	0.13

Source: AA

Audit activities in 2016

The AA in cooperation with the members of the GoA for the Operational Programme INTERACT II ensured the performance of the verification of the sample drawn from expenditure declared to the European

Commission in the year 2015 and 2016. A detailed overview of the sample selected from expenditure declared in respective years is as follows.

As for expenditure declared in the year 2015:

Table 11: Detailed overview of the sample selected from expenditure declared to the European Commission in 2015

Declared in 2015			Sample Selected					
Organisations	Expenditure (EUR)	RfPs	Organisations		Expenditure		RfPs	
			Number	%	EUR	%	Number	%
8	2,060,177.57	25	3	37.5	323,464.06	15.7	3	12.00

Source: AA

With regards to the sample selected for expenditure declared in the year 2015, three audits of operations (A794, A795 and A796) were carried out in the year 2016, whereas their aim was to verify the following RfPs:

Table 12: Audits of operations carried out in 2016 (expenditure declared in 2015)

RfP	Audit No	Organisation to be audited	Expenditure declared (EUR)
15/IP Valencia/1-IP15	A795	IP Valencia	146,721.46
15/CA/2-IP10	A794	CA	6,053.30
15/IP Turku/1-IP15	A796	IP Turku	170,689.30
Total			323,464.06

Source: AA

With respect to the audit of operations A795 that was carried out, the auditors identified two deficiencies with low materiality and one deficiency with medium materiality. The main finding is listed below:

- Non-eligible expenditure was included in the activity "Events" in favour of a person who is not an employee indicated in Recruited Staff or Ad Hoc Staff register. Event does not indicate any relation with the INTERACT Programme.

With respect to the audit of operations A796 that was carried out, the auditors identified one deficiency with low materiality - travel invoice contains cost of bus ticket, which was charged twice.

With respect to the audit of operations A794 verifying RfP submitted by the Certifying Authority identified no deficiencies.

Table 13: Sample verified in 2016 (expenditure declared in 2016)

Expenditure declared (EUR)	Expenditure verified (EUR)	Expenditure verified (%)	Irregular expenditure (EUR)	Error rate (%)
2,060,177.57	295,410.76	15.70	85.61	0.03

Source: AA

As for expenditure declared in the year 2016:

Table 14: Detailed overview of the sample selected from expenditure declared to the European Commission in 2016

Declared in 2016			Sample Selected					
Organisations	Expenditure (EUR)	RfPs	Organisations		Expenditure		RfPs	
			Number	%	EUR	%	Number	%
8	4,510,187.83	25	1	12.5	586,673.37	13.01	1	4.00

Source: AA

With regards to the sample selected for expenditure declared in the year 2016, one audit of operations (A829) were carried out in the year 2016, whereas its aim was to verify the following RfP:

Table 15: Audits of operations carried out in 2016 (expenditure declared in 2016)

RfP	Audit No	Organisation to be audited	Expenditure declared (EUR)
16/IP Viborg/1-IP18	A829	IP Viborg	586,673.37

Source: AA

With respect to the audit of operations A829 carried out at IP Viborg, no deficiency was identified by auditors.

Table 16: Sample verified in 2016 (expenditure declared in 2016)

Expenditure declared (EUR)	Expenditure verified (EUR)	Expenditure verified (%)	Irregular expenditure (EUR)	Error rate (%)
4,510,187.83	586,673.37	13.01	0.00	0.00

Source: AA

2.1.7.3 Communication with the European Commission

In the year 2015, the AA held a dialogue with the European Commission in connection with the annual control report concerning the reference year 2013 submitted to the European Commission on 30 December 2014. As was mentioned in the acceptance letter dated on 4 March 2015, the European Commission found the submitted annual control report and the audit opinion acceptable and meeting the requirements set out in Article 62(1)d) of Regulation (EC) No 1083/2006. However, the European Commission addressed the AA with a few questions to which the AA replied in the letter sent to the European Commission via SFC2007 on 26 March 2015.

Based on Article 62 of Regulation (EC) No 1083/2006, the AA elaborated the annual control report and issued an unqualified annual opinion in relation to the reference year 2014 and the audit period lasting from 1 July 2014 to 30 June 2015. Both documents were submitted to the European Commission via

SFC2007 on 30 December 2015. The European Commission informed the AA that the annual control report and the annual opinion were acceptable and met the requirements set out in Article 62(1)d) of Regulation (EC) No 1083/2006 by the letter dated on 5 January 2016 submitted via SFC2007.

2.2 Information about compliance with Community law

As in the previous years, the Programme took all necessary measures to ensure compliance with Community law. No significant problems relating to the compliance with Community law were been encountered in the implementation of the Operational Programme in 2015.

2.3 Significant problems encountered and measures taken to overcome them

The reduction of the overall INTERACT II financial allocation and thus the budget available for 2015 be-

cause of decommitment (see the next section) could have potentially posed a significant problem for the Programme. However, the budget reallocations between beneficiaries and continuous monitoring of spending helped to ensure implementing the 2015 JAWP using the remaining INTERACT II finances. Thus 2015 was solely financed by INTERACT II with final spending reaching 98.05% of the allocation. The use of Interact III only started on 1 January 2016, in line with the previous MC decisions.

2.4 Changes in the context of the operational programme implementation

The European Commission notified the MA in June 2015 that the Programme had not met the 2014 n+2 target and that the difference between that target and the total of Commission advance payments and interim applications for payments submitted to the Commission by the end of 2014, EUR 847,570 ERDF, would be subject to decommitment as per Article 97 of Regulation (EC) No 1083/006. Table 2 in section 2.1.2.4 shows the effect of decommitment on the programme budget.

Following decommitment, the MA elaborated the revised financial plan of the Programme that the MC approved at its 17th meeting on 29 October 2015 in Riga. The MA officially submitted the revised financial plan to the Commission, which the Commission officially accepted on 10 February 2016. Please find the revised financial plan in Annex 2.

2.5 Substantial modification pursuant to Article 57 of Regulation (EC) No 1083/2006

No substantial modification as related to Article 57(1) of Regulation (EC) No 1083/2006 was detected for 2015.

2.6 Complementarity with other instruments

2.6.1. Cooperation with interregional and networking programmes

The cooperation of the four interregional programmes continued in 2015 and their representatives met on 26-29 May in Valencia, Spain to discuss the state of play of the programmes, their capitalisation activities (including complementarities) and the preparations of the 'New urban economies' work-

shop jointly organised at the 2015 edition of the European Week of Regions and Cities (previously Open Days).

2.6.2. Cooperation with other stakeholders

2.6.2.1 European Week of Regions and Cities

Besides the workshop mentioned previously, INTERACT contributed to the following workshops:

- 'How could result-oriented transnational cooperation best be organised? Capitalising on past experiences to address present and future challenges": co-organisation;
- SME involvement in ETC Programmes: moderation;
- Cross-border urban integration: European groupings of territorial cooperation in twin cities and cross-border agglomerations: chairing and facilitation.

2.6.2.2 Macro-regional strategies

Concerning Macro-Regional Strategies, see section 3.2.1.3 Macro-regional and sea-basin strategies.

2.6.2.3 Cooperation with ENPI CBC programmes

During the first half of 2015, the INTERACT II ENPI project finalised the implementation of Phase II and the project closed on 30 June 2015.

In 2015, the project had eight key experts, five of whom were giving expert support directly to programmes by carrying out the following: advice on project closure and audit issues, assistance at JMC meetings for ENPI CBC as well as at JPC meetings for ENI CBC programmes. Ad-hoc meetings with managing authorities were arranged when required. The programmes were supported with communication and capitalisation activities, including one communication network. In addition, INTERACT ENPI has contributed to the development of the programming process of ENI CBC.

The tasks of the project included major cooperation and work with INTERACT communication services to ETC/Interreg programmes: e.g. the ENPI CBC programmes were included in the EC Day activities with a very active participation from the programmes' side. An update of the KEEP database to include all contracted ENPI CBC projects by the end of June

2015 was on-going. INTERACT ENPI and ENPI CBC programmes and their activities have been presented in INTERACT publications.

The second half of the year 2015 was contributed to building a new way of cooperation with the ENPI/ENI CBC programmes, as the INTERACT II ENPI project was finalised. This period was dedicated to start building the contact and cooperation with the TESIM project (technical assistance project to support ENI CBC) contracted by DG NEAR to be able to channel the direct support requests to TESIM, but still to be able to bridge with the ENI CBC in relevant activities. These are for example the EC Day campaign and KEEP database where the active involvement of ENI CBC is relevant, even crucial for the INTERACT activities in question.

2.6.2.4 Cooperation with IPA CBC programmes

Concerning activities concerning IPA CBC programmes, see work package B/10 IPA II CBC support to programme implementation in section 3.2.1.2 Programme management.

2.7 Monitoring and evaluation arrangements

2.7.1. Reporting on beneficiary level

The primary sources of data for the MA for monitoring of the INTERACT Points (IPs) activities and finances are the regular progress reports foreseen in the subsidy contracts. Based on the subsidy contracts, IPs had to submit an annual mid-term and annual final report, by 15 October and 15 April of

the following year, covering the first semester and the whole year, respectively. However, the submission date of the 2015 final report (which was at the same time the final report to be submitted in the programming period) was 25 March 2016.

The reports comprise a narrative part (describing in detail the staff situation and the activities undertaken in the reporting period) and a financial part; the designated controller must validate the latter. The MA verifies reports both financially and content-wise and may ask for clarifications and/or completion of documents or further information. Reports are prepared and submitted in a pre-defined format using the IMS system. Furthermore, the IPs shall at any time provide further information as requested by the MA.

2.7.2. Reporting on programme level

Several reporting obligations exist on programme level: besides the regular Annual Implementation Reports (Article 67 of Regulation (EC) No 1083/2006) and the AA's Annual Control Reports (Article 62(1)(d) of Regulation (EC) No 1083/2006), the MA submits twice a year comprehensive six-month reports to the Slovak government, providing detailed information on programme management, services provided by the IPs, and programme finances.

2.8 National performance reserve

The national performance reserve is not applicable in case of INTERACT.

3 Implementation by priority - Service delivery

3.1 Organisational situation

As the IPs (and the IS) are the core implementing bodies of the Programme, their organisational and staffing situation are crucial for the successful im-

plementation of JAWPs and through them, the programme.

The staffing situation of the IPs and the IS as of 31 December 2015 is shown in the table below.

Table 17: The INTERACT staff as of 31 December 2015

Body/Name	Position/remark
IP Turku	
Aisling Walsh	Project Officer
Baiba Liepa	Project Manager to support the implementation of EU macro-regional strategies
Janne Kiilunen	Project Officer - Administration and electronic data management
Malgorzata Zdunek	Project Manager - Financial management
Philipp Schwartz	Project Manager - Programme and project management
Rafael Agostinho	Project Manager - KEEP and capitalisation
Satu Hietanen	Interim Coordinator
Ulf Wikström	Project Manager - Communication and capitalisation
Ulla-Maija Landor	Project Officer
IP Valencia	
Àngels Orduña	Coordinator
Bérengère Roeges	Administration Officer
Fabrizio Rossi	Project Development Officer
Ivano Magazzù	Project Development and Knowledge Management Officer
Laura Belenguer	Junior Programme Officer
Marlies Gevaert	Finance Officer
Marta Roca	Finance Officer
Sarie Bongers	Communication and Project Development Officer (on maternity leave)
IP Viborg	
Guillaume Terrien	Communications Manager
Karolina Bachmann	Developer and Trainer for Finance Management
Katarzyna Pelc	Developer and Trainer for Finance Management (on maternity leave)
Katerina Staneva Kring	Interact Quality and Evaluation Manager
Linda Jane Ring	Administration Officer
Lise Espersen	Developer and Trainer for programme and project management and content
Mattias Assmundson	Developer and Trainer for finance management (maternity leave cover)
Polona Frumen	Developer and Trainer for Programme and Project Management
Tomasz Petrykowski	Coordinator
IP Vienna	
Aleksandra Rapp	Project Manager - Focus on Programme Management, EGTC, and IPA CBC
Boguslawa Lukomska	Project Manager - Focus on Financial Management
Christoph Werner	IT Manager

Body/Name	Position/remark
Daniela Minichberger	Project Manager - Focus on Project, Quality and Knowledge Management
Gabriel Alvarez	INTERACT Communication Manager
Ivana Lazic	Project Manager - Focus on IPA CBC and communication
Katrin Stockhammer	Project Manager - Focus on Financial and Knowledge Management
Mauro Novello	Coordinator
Shila Mohanty	Financial Officer
IS	
Carla Albrecht-Hengerer	Quality Assurance and Knowledge Manager (on parental leave from October 2013; employment officially expired at the end of 2015; position moved to Viborg)
Mikis Moselt	Information Manager
Szabolcs Csahók	Programme and Financial Manager
MA	
Janka Jelemenská	Financial and Programme Manager (on maternity leave)
Ján Junás	Financial Manager (maternity leave cover; moved to another unit of the BSGR in 2016)
Katarína Formánková	Financial Manager (on maternity leave; employment expired)
Lucia Neczilová	Financial Manager
Monika Sedmáková	Financial Manager (joined the MA in 2016)
Petra Masáková	Head of MA
Silvia Garajová	Team Assistant

Source: IPs, IS, MA

3.1.1. IP Turku

- Following his selection as INTERACT Communication Manager, Gabriel Alvarez left IP Turku at the end of September to join IP Vienna the following day. The recruitment process to find his replacement was launched before the end of 2015.
- Aisling Walsh, Liaison manager left INTERACT in December.

3.1.2. IP Valencia

- Amparo Montán, Coordinator of IP Valencia, had left INTERACT at the end of December 2014 and her responsibilities were temporarily taken over by Marta Roca, Finance Officer. The new INTERACT II coordinator, Àngels Orduña joined IP Valencia in April 2015.
- Marlies Gevaert, Finance Officer - replacing Przemyslaw Kniazuk who had resigned in June 2014 - also joined IP Valencia in April 2015.
- Sarie Bongers, Communication and Project Development Officer went on maternity leave in September. Her tasks were taken over by Laura Belenguer, Communication and Programme Of-

ficer and partly by Marlies Gevaert, Finance Officer.

- The employment contract of all IP Valencia staff members expired by the end of the year 2015 since Generalitat Valenciana (the hosting and housing institution of IP Valencia) would no longer assume the role of housing institution of Interact Office (IO) Valencia under Interact III. In order to find a lasting solution, it was decided to involve an external housing institution (even though Generalitat Valenciana would remain beneficiary)³.

3.1.3. IP Viborg

- Michela Gaifami, Developer and Trainer, left IP Viborg at the end of 2014, to be temporarily replaced by Lise Espersen, Developer and Trainer for Programme and Project Management and Content. A recruitment process was launched in

³ The University of Valencia, the new housing institution launched a recruitment process for all ten positions of IO Valencia in 2016. Several previous staff members re-applied and were eventually hired to continue working for IO Valencia under Interact III. The office recommenced activities in October 2016.

September to find a permanent replacement in which Lise proved to be the best candidate.

- Ieva Kalnina, Developer and Trainer for Programme and Project management left INTERACT at the end of February.
- Katarzyna Pelc, Developer and Trainer for Finance Management was replaced by Mattias Assmundson while on maternity leave.

3.1.4. IP Vienna

- Tsveta Alexandrova, Project Manager, decided not to extend her contract at IP Vienna when her maternity leave replacement contract came to an end at the end of February. In order to ease the burden on the eMS team, Alena Jerescenkova was contracted part-time and the team reached full strength again when Boguslawa Lukomska returned from her maternity leave at the end of March.
- Sylvie Godard, INTERACT Communication Manager decided not to extend her contract that expired at the end of June.
- In order to ensure an efficient preparation of Interact III communication strategy and to have immediate capacity to fulfil urgent tasks (e.g. procurement procedures for the Interact III website and graphic design), it was considered crucial that the INTERACT Communication Manager had wide knowledge and experience with the internal settings and environment of INTERACT. For this reason, an internal recruitment process was launched on 3 April and Gabriel Alvarez (then Communication Officer at IP Turku) was selected as new INTERACT Communication Manager. He joined IP Vienna at the beginning of October.
- Maria Baetti, Communication Manager left INTERACT at the end of August. The recruitment process to find her replacement was still ongoing at the end of the year.

3.1.5. INTERACT Secretariat

- The employment contract of Carla Albrecht-Hengerer, Quality Assurance and Knowledge Manager expired at the end of the year 2015.
- Similar to the previous years, the IS continued to assist the programme communication activities by contracting an external English proofreader and graphic designer. A part-time back-office as-

sistant was also hired to provide support in administrative issues.

3.1.6. Coordination

3.1.6.1 Coordination of INTERACT II activities

The main coordination activities carried out in 2015 under priority axis 1 included the development of the 2016 *Interact III* Joint Annual Work Plan (JAWP), and coordination related to the implementation of the 2015 work plan. The internal working groups of INTERACT (the Financial Management Group, Programme Management Group and the Communication Group) were instrumental in both.

Preparation of the 2016 JAWP was preceded by a needs assessment exercise carried out in the summer of 2015 (for more information, please see section 3.2.1.6). The INTERACT staff then translated the needs expressed by the target groups and other stakeholders into work package ideas. At the annual work planning team meeting (30 September-1 October, Viborg, Denmark) these work package ideas were thoroughly discussed by the relevant working groups and most of them were further developed including assigning internal and external resources. The JAWP document, elaborated by the IS based on these work packages was further fine-tuned by the Coordinators Group. Eventually, the 2016 work plan was approved by the Interact III Monitoring Committee in a written procedure on 11 December 2016.

Coordination of the implementation of the 2015 work plan mainly took place within the above-mentioned working groups and in the Coordinators Group. For more information on meetings of the working groups and other management and coordination activities, please see Annex 3.

3.1.6.2 INTERACT III programming

As regarding the programming process of INTERACT III, please consult section 4.1.4.

3.2 Priority 1: Service development and delivery

3.2.1. Achievement of targets and analysis of the progress

The 2015 JAWP, the basis of service delivery activities, was approved by the MC at its 14th meeting (5

November 2014, Thessaloniki, Greece) and comprised the below clusters and work packages:

- Cluster A. Finance management
 - A/01 Control systems
 - A/02 Eligibility of expenditure
 - A/03 Financial flows
 - A/04 Monitoring systems
 - A/05 Programme closure 2007-2013
 - A/06 State Aid in ETC
- Cluster B. Programme management
 - B/07 Cooperation actions
 - B/08 Evaluation
 - B/09 Harmonised Implementation Tools (HIT)
 - B/10 IPA II CBC support to programme implementation
 - B/11 Programme management - programme implementation
 - B/12 Programme management - strategic and horizontal issues
 - B/13 Project management training
 - B/14 Zone networks
- Cluster C. Macro-regional and sea-basin strategies
 - C/15 Strategic cooperation and co-ordination across macro-regions
 - C/16 Learning from the EUSBSR
- Cluster D. KEEP and capitalisation
 - D/17 KEEP
 - D/18 Thematic capitalisation
- Cluster E. Communication
 - E/19 CBC and Transnational (TN) communication network
 - E/20 Celebrating 25 years of Interreg
 - E/21 European Cooperation Day (EC Day) 2015
 - E/22 INTERACT newsletter
 - E/23 INTERACT website
 - E/24 Joint branding - Access portal to the Interreg world
 - E/25 Use of e-learning tool in INTERACT services
- Cluster F. INTERACT management and coordination
 - F/26 Communication strategy 2014-2020
 - F/27 Visual identity and promotion of INTERACT tools and services
 - F/28 INTERACT IT
 - F/29 INTERACT MC

- F/30 INTERACT quality management
- F/31 2016 work planning and team meetings
- F/32 INTERACT monitoring and reporting
- F/33 INTERACT working groups.

Service delivery activities (clusters A to E) are reported hereafter according to the above clusters and work packages.

3.2.1.1 Finance management

A/01 Control systems

INTERACT provided support to the bodies involved in the designation process and setting up/operating the management and control systems in line with the new 2014-2020 regulations by elaborating in collaboration with the European Commission a *Questions and Answers document on Designation*. INTERACT also organised the 6th *network meeting of AAs and members of Group of Auditors (GoA)* on 24 June in Dubrovnik.

INTERACT established contacts with all Member States to elaborate a list of the bodies responsible for validating expenditure spent outside the programmes area.

In respect of the new requirement of putting in place anti-fraud measures INTERACT organised *two meetings of the working group on risk management and anti-fraud measures* (19 February, Lille and 27 November, Vienna) and one *big event on antifraud* in Brussels on 25 March.

A/02 Eligibility of expenditure

A number of new rules on eligibility of expenditure and simplified cost options were introduced in the new regulatory framework, which created a need for guidance and harmonisation from ETC programmes. Many significant steps were therefore taken during 2015 to facilitate the transfer of the voice between ETC programmes and the European Commission and to align interpretation of core eligibility aspects with practical application of the rules by programmes. INTERACT's role as a facilitator of this exchange grew stronger during the duration of the year.

In 2015, programmes were establishing their programme procedures and structures. INTERACT supported this process by having *events in all zones* to address the areas of eligibility and simplified cost options. An overview of eligibility rules for transna-

tional, interregional and cross border programmes was also collected. Practical guidance on eligibility was also delivered through regular updates of the *Matrix of costs* and the monitoring and guidance of the *online forum* "Eligibility of expenditure" on Basecamp.

A/03 Financial flows

The new financial flows concept was presented and discussed during several events: *CBC programmes finance network meetings* organised in Amsterdam on 9-10 June and Marseille on 23 September, also the *CA network meeting* organised in Rome on 4 March covered annual accounts submission and financial corrections. Two advisory services were delivered upon requests received from Malta authorities and the Channel programme. Numerous questions and answers related to financial flows were published at the *CA online forum* on Basecamp.

A/04 Monitoring systems

In 2015 INTERACT continued the development of a functioning electronic monitoring system (eMS), provided free of charge to the interested Interreg/ETC programmes. All the initially planned modules of the system were delivered in Autumn 2015. The entire eMS has been continuously improved and tested. It has been successfully audited by an independent auditor, in order to support a smoother designation of the Interreg programmes using the eMS.

Most of the modules have been already used in productive environment in several programmes and only minor problems have been reported. As some errors can be detected only in the productive use, there is still a clear need for Interact III to continue bug fixing, further development and facilitating the integration of future improvements into the system (correction of errors, new functionalities, etc.). Moreover, some interpretations of the regulatory framework (e.g. CA guidance) require revision of previously implemented functionalities. About 2,5 FTE staff members and 2 part-time students (for testing the software) are devoted to the development of the eMS.

By the end of 2015 28 programmes signed the license agreement and some programmes indicated their willingness to do so in 2016. Additional services such as set-up support, trainings for eMS users (*five trainings* for beginners, advanced users and CA), e-

learning videos and bugs/fixing, as well as the planned *reference system maintenance* were delivered during the year. The *eMS Demo version* was also available at ems.interact-eu.net/demo, showing the system from the applicant perspective with minimum and maximum option calls configured. At the same time, Interact is also integrating into the system developments and managing *sharing of the plugins and translations* made by the users, as far as they are useful for the whole community of users, such as e.g. a project idea form developed by North West Europe, BRIT queries for extracting standard reports developed by Central Europe and translations in many languages. Programmes authorities were involved and kept informed both in the *online Basecamp forum* and in *physical meetings*. Information measures were taken to inform wider target groups (such as production of a flyer, a poster and updated Q&A).

The eMS is a unique example of how different programme managing authorities of different Member States can cooperate in the development of a complex management tool, leading to a substantial simplification for programme authorities, as well as global savings for the EU budget. Furthermore, this leads to a harmonised simplified way of applying for funding, managing projects and reporting for institutions being beneficiaries of different programmes at the same time.

In parallel INTERACT kept on working with programme authorities using other monitoring systems and exchange of good practice and solutions was made possible in the *regular meeting of the monitoring system network* on 6-7 October in Vienna.

A/05 Programme closure 2007-2013

Several outputs were realised in the framework of this work package, among them the pan-European meeting organised on 2007-2013 programme closure in Madrid on 21 January 2015 gathering over 100 participants. A number of *short videos* tackling specific issues related to closure as well as the *updated Q&A document* were published on the Interact website.

A/06 State Aid in ETC

The new General Block Exemption regulation and the new *de minimis* regulation introduced ETC-relevant changes. Within this work package, INTERACT advised programmes on the new opportunities and

brought them together for exchange among them and with the European Commission. A general effort was made to harmonise approaches towards State Aid.

Outputs included meetings with the European Commission and advisory services to programmes, such as a *State Aid and territorial cooperation working group meeting* was held on 11 June 2015 in Vienna and the *German national Interreg meeting with a focus on State Aid and eMS* (10-11 September, Berlin) was moderated, where an overview of how programmes deal with State Aid, what new State Aid tools are available and how they can be applied was provided. INTERACT also participated in a State Aid and ETC conference in Paris and a written *State Aid and European Territorial Cooperation Q&A* was published in April 2015.

3.2.1.2 Programme management

B/07 Cooperation actions

The objectives of the work on European Groupings of Territorial Cooperation (EGTCs) was to support more extensive use of the EGTCs in facilitating and promoting the territorial cooperation by disseminating EGTC best practices among the ETC stakeholders and training EGTCs on ETC projects, in order to explore their possible involvement on a project level. An Interreg and EGTC event was held on 14 April 2015 in Madrid and a flyer was produced and distributed on EGTCs, in order to inform ETC stakeholders on EGTCs opportunities.

B/08 Evaluation

Due to the new requirements and result-orientation approach, programmes face new challenges related to evaluation activities, including drawing up the evaluation plan in 2015. INTERACT provided support in planning and implementing evaluations considering these requirements. An *Evaluation plan workshop* event was held on 24 February in Paris. An *online repository of evaluation-related documents* was posted in the Basecamp group "Results and evaluation". An *update of the Q&A on Evaluation Plan* was posted as well. INTERACT collected *all the Intervention Logics* of the Interreg programmes, which were adopted by December 2015. A *Q&A on Impact Evaluation* was also developed and published on Basecamp. An *Impact evaluation workshop* event was held on 12 June in Budapest, as well as an *Event*

on Evaluation Plan for TN programmes (25 September in Vienna) and a *workshop for cross-border programmes*, in which guidance and feedback was available from a representative from the Evaluation Unit of DG REGIO (12 November, Vienna).

B/09 Harmonised Implementation Tools (HIT)

The HIT work package in 2015 was about continuous promotion of HIT tools and providing explanations and advice to programmes willing to use HIT tools. The advisory services were mostly on individual basis but we also organised some events. There was the *second HIT MED meeting* (24 September, Marseille) to discuss the tools needed during the implementation of projects. In the North West zone we organised together with CBC programmes a *few meetings to discuss HIT templates, programme procedures* linked to them and we were working on harmonising the HIT terminology in French, German and Dutch language.

Between February and April 2015 INTERACT performed a survey on the use of HIT tools in the 2014-2020 programming period. The conclusion was that all programmes that participated in the survey know about HIT tools and 66% of them would use HIT tools to some extent in the 2014-2020 period, while additional 20% would use it as inspiration.

B/10 IPA II CBC support to programme implementation

Even though the IPA II Implementing regulation stipulates that IPA II CBC programmes should be implemented using majority of the ETC regulation, still there are elements that need special attention in order to comply with ETC rules due to special nature of the pre-accession instrument and the participation of non-EU countries.

INTERACT's objective in this field is to provide day-to-day assistance in general programming, programme management as well as financial management (including IPA public procurement in programmes and projects) and regulatory guidance, using the experience in supporting ETC programmes to transfer the knowledge and adapt it to IPA II CBC needs. It is also the promotion of results of programmes from 2007-2013 and enhancing visibility of IPA II in various events and publications.

An *IPA CBC public procurement and other financial issues workshop* was held on 4-5 February in Brus-

sels, as well as an *event on Public procurement and financial control in IPA II CBC for AAs and first level controllers* was held on 23 June in Dubrovnik. The *handbook on IPA CBC public procurement* was updated and distributed.

B/11 Programme management - programme implementation

2015 saw the start of implementation of most new Interreg programmes. The INTERACT needs assessment showed that programmes wished to share their experience and expertise on programme procedures related to this first stage of implementation in order to get new ideas (e.g. in the assessment, two-step approaches and launching of calls) and discuss the new programme requirements (e.g. result oriented approach and thematic concentration). Therefore this work package aimed at supporting programmes in setting up procedures in the first phase of programme implementation by focusing on the requirements of the 2014-2020 period. These procedures include launching of calls, drafting of application forms, assessment of applications, involvement of stakeholders, etc. In addition, it aimed at providing programme staff with tools, which enable them to get good quality projects (what advice to give to the projects to improve their quality). Against this background a *Project generation and development seminar for Interreg programmes* was held on 15 April in Madrid, followed by a *Project selection process workshop* on 22 September in Marseille. The topics of *project-level reporting and monitoring* were tackled at a workshop held on 25-26 March in Bruges.

B/12 Programme management - strategic and horizontal issues

Various events and activities related to inter-programme capacity and competence were undertaken in 2015 to discuss and exchange on further aspects as structural approach and human resources, the description/understanding of coordination in the programmes' cooperation programme documents (Section 6) and coordination competences, as well as the production of a *video on staff exchange* between two Interreg Secretariats (published in January 2016). This was interlinked with an exchange and close cooperation with DG REGIO regarding the TAIEX REGIO PEER2PEER tool and the competency framework (self-assessment tool), continued in 2016.

In addition, the topic of result orientation and intervention logic was dealt with in an open workshop for

Monitoring and Steering Committee members (8 September, Brussels) as well as an individual programme advisory (open to all authorities/structures from that respective programme). The concept/training package developed for this purpose is ready to be used/adapted for similar trainings/advisories for other programmes (done so in 2016).

In addition, this work package focused on the division of roles and responsibilities between the different programme bodies including a publication on national/regional contact/info points in Interreg programmes. In addition, INTERACT got involved in the DG REGIO Cross-border obstacle review (launched in 2015, continued into 2016).

B/13 Project management training

This work package focused on providing programme (new/junior) staff with a comprehensive understanding of project management theory and practice, tailored to the specificities of Interreg projects. We supported programmes understanding how the elements of change of the 2014-2020 period find application at all stages of the project cycle and how they can be communicated to the applicants/beneficiaries, in order to improve/strengthen the programmes' support to them, and thus make both their work more efficient and focused on quality.

Outputs delivered include *two Interreg Project Management Camps* (Dublin on 23-25 June, Lisbon on 17-20 November) and the *Project management handbook* (published on the INTERACT website). The e-learning outputs have not been delivered due to the lack of resources and IT challenges.

B/14 Zone networks

For the 8th time the *Interreg programmes from Central and Eastern Europe* met in order to exchange, network and discuss the common challenges of programmes' implementation (20-21 October, Vienna). Together they discussed the most important issues related to management and control systems, eligibility, project generation, State Aid, evaluation, and monitoring systems. The outcomes of the discussion will be further exploited in the development of INTERACT services. Throughout the meeting guidance and feedback was available from a representative of the CBC Unit of DG REGIO.

Two networks were held with project officers from transnational programmes. The first meeting was in Malmö on 12-13 March 2015 where there was a special focus on the assessment procedures used by programmes (reflecting the start of the new programming period). A second network meeting was held in October, where both project and communication officers from transnational programmes were invited and had the unique opportunity to jointly discuss result gathering and capitalisation on programme level.

Several finance network meetings also took place with transnational programmes as well as cross border programmes. The main focus of these networks was discussing the financial management of programmes during the new programming period. During the *Finance network meeting of transnational and interregional programmes* on 18-19 March in Lyon, a traffic light system was used (red, yellow, green) as a tool for programmes to give an update on the status of programme preparation.

In Northeast Europe, the two regional network meetings for CBC programmes were used to readjust the setting and objectives of the regional network and its meetings (5-6 May in Stockholm and 27-28 October in Cracow). Having started as separate network meetings for MAs and Heads of Joint Technical Secretariats respectively, the regional networks and meetings were eventually opened up to a wider participation beyond these two target groups. It is now up to each programme to decide, based on the concrete topics to be discussed at the upcoming meeting, if/how many/which colleagues to participate. Taking into account the maturity of contacts and exchange between the network members, it was decided for 2016 to reduce the number of regional network meetings to one per year.

3.2.1.3 Macro-regional and sea-basin strategies

C/15 Strategic cooperation and co-ordination across macro-regions

With the development and adoption of more EU macro-regional strategies and parallel development of other cooperation frameworks, INTERACT started moving away from the support to a specific strategy to exchanges across macro-regions. Continuous support to and networking across transnational cooperation programmes as regards to implementation of the macro-regional strategies was provided (e.g. the

3rd networking meeting of transnational programmes regarding services to macro-regional strategies was organised on 4 March 2015 in Vienna; support to ADRION in the development of a strategic project devoted to the support to the EUSAIR was provided). In parallel, INTERACT built up and strengthened cooperation with macro-regional actors (e.g. by participation to their meetings; Annual Forums of macro-regional strategies; by launching an online survey to identify common issues and needs to support macro-regional cooperation). Macro-regional practices and achievements of macro-regional strategies were shared through contributions to the events organised by various actors and especially ETC programmes. Glossary of terms used in macro-regional strategies was published in October 2015. For internal coordination, work package team was established, meetings organised and specific basecamp project established.

C/16 Learning from the EUSBSR

In 2015 INTERACT was at the reduced capacity but continuing providing support to the EUSBSR and its governance, taking it as the example to share lessons learnt with other macro-regional strategies.

Throughout the year support to national coordinators group was provided, the *EUSBSR website* was maintained and *two studies* were launched. Outcomes of the studies were published and promoted not only within the Baltic Sea Region. Findings in the study '*Cooperation methods and tools applied by ESI Funds programmes to support implementation of the EUSBSR*' inspired launching similar analysis on the EUSDR. INTERACT also co-organised events on achievements of the EUSBSR and contributed to several events organised by other actors.

3.2.1.4 KEEP and capitalisation

D/17 KEEP

During 2015 KEEP began the roll out of the structure and all interfaces for 2014-2020 programmes, projects, partners and calls. This structure had been agreed with Member States, the European Commission and programmes in the KEEP 2.0 Group and the INTERACT MC towards the end of 2014. Also further rounds of contacts with the new programmes in preparation for the automatic updating of KEEP took place.

A new criterion, 'EUSBSR', for project and partner search, was introduced in KEEP. It includes access to new fields in KEEP, and collecting and processing new data regarding around 550 territorial cooperation and other European projects.

A section on thematic maps was published, based on the pilot section set up in 2012. It opened with 25 maps, and new ones were added throughout the year.

Further to a process that took close to one year, the public procurement process for the maintenance and development of IT services supporting KEEP was finalised, and the IT contract with the new service provider was signed for the take over of the whole system on 1 January 2016.

Close to 2,000 projects were published in KEEP throughout the year, among new projects, project updates and project achievements, leading to a coverage well above 90% of all 2007-2013 projects.

In 2015, KEEP had 16,868 users who visited KEEP in 27,565 sessions throughout the year. Versus 2014, this means an increase of 6% regarding users (15,937 users in 2014) and of 18% regarding sessions (23,453 sessions in 2014).

D/18 Thematic capitalisation

This work package aimed at working together with the Interreg community in ensuring that thematic focus and result orientation was embedded in all stages of the programme life-cycle (programme design, implementation and evaluation). Equally important tasks were to collect and analyse Interreg achievements on programme and EU level, and to promote cross-programme collaboration and capitalisation within different thematic fields. The works of the work package focussed also on some first approach towards innovative communication and dissemination of Interreg projects' results, such as the contribution to the 25 years of Interreg conference.

As for the Capitalisation Concept, the first ideas and draft were discussed in the Programme Management Group and prepared to be presented and discussed during the year as to achieve a final agreement and understanding/plan about Interact III capitalisation work. The work mainly focussed on:

- Reaching a common agreement on the capitalisation concept and work for Interact III

- Assessing the main points and lessons learnt from past activities
- Agreeing on the role of Interact III and its capitalisation work in order to not overlap with Interreg Europe and other programmes.

Along this year the work led to deliver the first drafts of the elements of the Capitalisation Strategy and Plan of activities.

In order to work on this topic, a *report on Capitalisation practices in Interreg programmes* was developed. The report aims at providing a general overview of the different capitalisation strategies adopted by the Interreg programmes. The work mainly focuses (but not exclusively) on capitalisation actions developed at the ending of the programming period (2012-2013) and concentrates on five case studies.

Furthermore, an extensive contribution has been provided as input to the 25 years of Interreg conference. In this framework Interact developed and managed three sessions.

The Project Slam session was meant to present and showcase high impact Interreg projects in an entertaining and easy to understand way to the audience and stakeholders in the framework of the celebration of the 25th anniversary of Interreg.

In order to build this session, a nomination process was open to Interreg programmes (including IPA CBC programmes) in order to identify good Interreg projects and results to be showcased by the voice of their protagonists. A Call for proposals was published to identify those project examples coming from the programmes that applied with their own creative proposals. A Jury selected the five most representative and innovative proposals to be invited to perform at the Project Slam session. After a preparation phase and the performance, the audience of the conference selected the winning project.

Two more sessions were developed on the role of Interreg in the protection of environment and labour market integration, by selecting relevant project examples and practices to be presented during the conference by their practitioners.

As for the *networking activities*, the work package delivered several meetings of the "Maritime CBC Network" and of the "Med Lab Group". Furthermore, concerning the latter, a short-term strategy was also developed in the framework of this work package in 2015.

3.2.1.5 Communication

E/19 CBC+TN communication network

The annual meeting of Interreg Communication Officers with participation of representatives of the European Commission took place on 24-25 March in Edinburgh. This was the occasion for Interact to discuss and collect feedback on its communication support activities and for programmes to discuss the most pressing issues as well as networking. Furthermore training on "plain language" was also offered to the participants.

The TN communication network also met on its own, on 22 January and on 16 October in Brussels, also to discuss most pressing issues such as the development of the Interreg Branding and programme and Interreg capitalisation efforts.

E/20 Celebrating 25 years of Interreg

Together with Luxembourg and the European Commission, Interact participated in the organisation of the EU-wide conference celebrating the 25 years of Interreg (15-16 September, Esch-Belval, Luxembourg). The objectives were to show its main achievements in order to demonstrate the value added by cooperation beyond borders. This was also the time to reflect on what should be the future of European Territorial Cooperation but also to see how the lessons learnt could be shared with other forms of cooperation across the globe and what could be learnt from them.

This event attracting more than 500 participants and broadcasted online was also the occasion to launch the 2015 campaign of European Cooperation Day and the premiere of a TV programme presenting Interreg to the general public (Le Dessous des cartes - The EU: borders that bring together - 25 years of Interreg). The same week, this programme was broadcasted on television in France and Germany.

INTERACT also developed:

- a live slam of projects presenting their results in an entertaining fashion (please see work package D/18 Thematic capitalisation)
- a street art mural illustrating 25 years of Interreg (remaining in the premises of the University of Luxembourg)

- a poster exhibition where all Interreg programmes were invited to illustrate their history of these 25 years.

E/21 European Cooperation Day (EC Day) 2015

For detailed information of the 2015 edition of European Cooperation Day, please consult section 5.

E/22 INTERACT newsletter

Two INTERACT newsletters were published (the direction of the newsletter was assured by the IS and the editorial coordination by each IP, as previously agreed):

- First half of 2015: 2015 calling... How can we help you? It focused on the promotion of the INTERACT work plan for 2015.
- Second half of 2015: Interreg 25 years. It addressed the achievements of Interreg during its existence as well as in the event commemorating the 25th anniversary.

E/23 INTERACT website

A new section for the preparations towards the programming period 2014-2020 was created. It included information about the regulatory framework and Commission guidance as well as programme start-up and closure. Access to INTERACT harmonised tools such as KEEP and eMS was also placed under this section.

The public procurement for the Interact III website was started and first plans and contents were developed at the end of the year. The Interact III communication strategy was also drafted during 2015 (see section 5).

E/24 Joint branding - Access portal to the Interreg world

The main objective of this work package was to create a web portal initially targeting potential beneficiaries, promoting opportunities offered by Interreg programmes. The work package was not implemented in 2015, primarily because of the very high workload associated with the Interreg branding exercise and the organisation of the 25 years anniversary of Interreg conference and the resulting lack of internal capacity.

(Implementation of the portal was foreseen in the 2016 JAWP as well, under the work package K-ER 1.2.3 Interreg web portal. Since the Interact III MC approved the work package conditionally⁴ in December 2015, implementation of the portal could only start following the MC approval given at the second MC meeting on 28-29 May in Luxembourg.)

E/25 Use of e-learning tool in INTERACT services

INTERACT started using the *Fronter* learning platform that is a combination of different working means and acts thus as a Learning Management System. Among its functionalities Fronter also allowed communication features and could work as a collaboration platform and a file repository.

In 2014 an e-learning course was set up in order to prepare participants before attending the summer camp on project and programme management later during the year. It dealt with ETC project management, facilitation skills and presentation skills.

The setup was a comprehensive package on project management for ETC programmes which was complemented by a four-day face-to-face workshop on this subject. The evaluation of the e-learning package confirmed that it was useful for the participants. At the same time internal feedback stated that effectively using Fronter, a totally new tool for INTERACT to develop and deliver material, required quite an effort from the programme. However, the videoconferencing features of Fronter quickly became widely used and eased communication within the working groups and between the offices (despite several issues in its use).

Since the first steps in developing and delivering e-learning content were welcome by the target groups, it was decided in 2015 to integrate the needs of an e-learning solution in the specification of the package of integrated IT tools to be procured by the Programme for the new programming period.

3.2.1.6 Quality and knowledge management

In 2015 the main activities related to quality management in INTERACT focused on the following aspects: Continuation of process specification and elaboration, in-depth needs analysis of Interreg pro-

grammes, development of competency maps, implementation of a use and satisfaction survey.

Needs assessment

In 2015 the traditional approach of obtaining stakeholder feedback through an on-line survey was complemented by phone interviews with the programmes. In total 31 phone interviews were performed, representing 30 programmes, which added to the 21 programmes represented through the on-line survey. The results from the interviews were used by the team to prepare the work plan for 2016.

Competency maps

Competency maps were prepared on the basis of job/position descriptions provided by all offices. They were prepared for a number of functions in Interact and focused on three main domains: Knowledge needed for the job; skills needed for the job and behaviour needed to be able to use the knowledge and skills at the workplace. The maps were primarily used for developing job profiles and competence gaps identification.

Interact processes

The Quality and Coordinators' groups met in November 2015 to discuss and further elaborate the processes drafted at the start of the year. The feedback was used to update the processes and make them available to the team. This is seen as part of the ongoing review pertinent to the process work.

Use and satisfaction survey

The use and satisfaction survey focused on Interact's service delivery in 2014. In total there were 79 responses to the survey. It collected information from Interact's main target groups on the use and effect of Interact's products and services on the one hand, and on the other on the satisfaction with what was delivered to them. The results from the survey were presented to the team and Interact's MC.

3.2.2. Qualitative Analysis

Please find in section 6 the overview of events delivered and the satisfaction rate in 2015 and in the whole programming period.

⁴ "The implementation of the work package is dependent on the analysis of national Interreg communication activities and the added value of such a portal to beneficiaries and Member States"

3.2.2.1 Satisfaction rate

INTERACT puts a high emphasis on the satisfaction of its target groups. Therefore INTERACT events are evaluated using evaluation forms in which attendees are asked to give their opinion in two categories: “Event objectives and Learning” and “Materials and Methods” using a scale from ‘Strongly agree’ to ‘Strongly disagree’ (1-5). They are also invited to provide narrative comments and suggestions. The hundreds of forms filled in in each year (752 forms

were returned in 2015) provide valuable feedback for the Programme to improve its services.

The overall satisfaction rate of 2015 events is 4,42, which is higher than in the previous years as shown in section 6.

3.2.3. Significant problems encountered and measures taken to overcome them

Please see section 2.4.

4 Technical Assistance

INTERACT has four beneficiaries under the Technical Assistance (TA) priority (PA 2): MA, IS, CA and the AA with a total budget of EUR 2.068.709,00 (after the 2015 revision of the financial plan of the operational programme because of decommitment).

4.1 Explanation of use made of technical assistance

Main activities carried out under the TA priority in 2015 included:

4.1.1. Management and control activities

The below updates to methodological guidelines issued by the MA and internal manuals were issued in the course of the year:

- Internal manual of the Managing Authority, version 5, amendment 3, effective from 1 August 2015;
- Internal manual of the Interact Secretariat, version 3, amendment 4, effective from 1 August 2015;
- Internal manual of the Managing Authority, version 5, amendment 4, effective from 16 September 2015;
- Methodological Guideline of the Managing Authority for Irregularities, version 2.0, amendment 4, effective from 5 October 2015;
- Methodological guideline of the Managing authority for all beneficiaries on archiving and accounts, version 1.0, amendment 3, effective from 5 October 2015;
- Methodological guideline of the Managing Authority for the First Level Control of INTERACT Points, version 3.0, amendment 4, effective from 5 October 2015;
- Methodological guideline of the Managing authority for the First Level Control of the beneficiaries MA, IS, CA, AA, version 3, amendment 7, effective from 5 October 2015.

4.1.2. Audit activities

For a detailed description of audit activities, see section 2.1.7.

4.1.3. Programme management activities

Similar to the previous years, two INTERACT II Monitoring Committee (MC) / National Contact Persons (NCP) meetings were organised in 2015.

The spring (15th) MC meeting took place on 21 May 2015 in Florence, Italy and addressed among others the developments in the field of programme management, service delivery activities carried out in 2014 and in the first months of 2015 (with special regard to the preparations for the 25 years of Interreg event), the 2014 annual implementation report, as well as issues related to the closure of the programme. The MC approved the 2014 annual report at the meeting and the MA officially submitted it to the European Commission on 29 June. The European Commission notification on approval was received on 31 August.

The agenda of the autumn (16th) meeting (29 October 2015, Riga, Latvia) focused on the state of play of the 2015 JAWP delivery, programme developments and finances including decommitment of the programme, the updated financial plan, modified subsidy contracts as well as use of national contributions and eligibility of closure work of Interact Offices in 2016.

The MA and the CA carried out their usual tasks regarding the monitoring of beneficiaries and processing their RfPs throughout 2015.

The MA in 2015 covered both the INTERACT II and the Interact III programme and took care of the closure-related activities of INTERACT II also in 2016.

4.1.4. Interact III programming

The programming process of Interact III came to a close in 2015.

The MA submitted the cooperation programme document (version 2.85) to the European Commission on 19 April 2015.

The 5th and final Interact III Programming Committee meeting was held on 20 May 2015 in Florence, Italy (back-to-back to the 15th INTERACT II MC meeting), the main aim of which was to agree on the changes proposed to the cooperation programme document

in response to the preliminary unofficial European Commission observations. Both the observations and the changes proposed were discussed at the meeting in detail and decision was made to approve the final draft of the cooperation programme to be re-submitted to the European Commission in a written procedure.

Further agenda points included the first draft of the Interact III Multi Annual Work Programme, the principles of splitting Interact III financial resources, an interactive exercise to provide inputs for the development of the communication strategy, the first draft of the MC rules of procedure, the cash-flow of the new programme and confirmation of national contributions. Programming Committee representatives of Austria, Finland and Germany presented their national ETC networks.

The written procedure was eventually launched on 23 June (after receiving the official Commission observations the previous day) and closed on 1 July, following which the MA re-submitted to modified cooperation programme (version 3.0) to the European Commission. The Commission approved the cooperation programme on 13 August 2015 with its decision No C(2015) 5855.

The MA requested the participating countries to nominate their representatives to the Interact III MC in the beginning of September and the first MC meeting took place on 28-29 October in Riga, Latvia. The MC approved a number of key programme documents at the meeting including the rules of procedure of the MC, the Multi Annual Work Programme

(version 0, with changes to be implemented until the end of January 2016), the Programme Guide (version 1), the programme-level rules on eligibility of expenditure, the communication strategy (with comments), the financial allocation of priority 1 (Service Delivery) and priority 2 (TA) beneficiaries, the template of the subsidy contract (to be concluded between the MA and the priority 1 beneficiaries/hosting institutions of the Interact Offices). Furthermore a non-printing policy was agreed for future MC meetings. Decision was also made to approve the first Interact III JAWP for the year 2016 in a written procedure. In the written procedure that was launched on 20 November and closed on 11 December 2015 participating countries approved the work plan with comments.

Even though reported under the TA section, it must be mentioned that PA 1 resources were also extensively used in the programming process: based on the decision of the MC (9th meeting, 31 May 2012, Warsaw, Poland), the cooperation programme document has been developed internally by the MA, IS and the IP coordinators.

4.2 Percentage of the amount of the Structural Funds contribution allocated to the operational programme spent under technical assistance

The below table shows the budget allocation of the TA beneficiaries (after the 2015 revision of the financial plan of the programme because of decommitment) and their total spending in the programming period (2008-2015).

Table 18: INTERACT II TA budget and spending 2008-2015

TA beneficiary	TA budget 2008-2015 (EUR) (1)	Spending 2008-2015 (EUR) (2)	Spending 2008-2015 (%) (3)=(2)/(1)*100
IS	133 096,65	133 096,65	100,00
MA	1 482 689,35	1 482 689,35	100,00
CA	272 977,00	272 734,80	99,91
AA	179 946,00	179 703,22	99,87
Total	2 068 709,00	2 068 224,02	99,98

Source: CA

5 Information and publicity

European Cooperation Day 2015

Interact coordinated the European Cooperation Day campaign for the fourth time. The aim of the initiative remained the same: to improve the visibility of territorial cooperation, to disseminate project results and to strengthen the cultural understanding among regions.

As in previous years, it took place on 21 September and the surrounding weeks. The campaign, supported by the European Commission, the European Parliament and the Committee of the Regions, was launched as part of the Interreg 25 Years anniversary event in Luxembourg on 15 September.

During the campaign, more than 132 events took place all over Europe and its neighbouring countries on 21 September and surrounding weeks. A total of 39 territorial cooperation programmes (including Interreg, Interreg-IPA CBC and ENPI) organized local events in 26 European and neighbouring countries and in 105 cities.

Events ranged from presentations/exhibitions, sport events (runs, bike tours), environmental actions (beach clean-ups) to programme events with a cultural focus (music, dancing, film, cooking) or involving several projects, with one focusing on a school competition and one event dealing with the refugee crisis.

The 2015 edition also brought two additional activities: a slogan contest to decide on a representative motto for Interreg and a song about territorial cooperation performed in a music video. As part of these celebrations, the EU Commissioner for Regional Policy Corina Crețu visited two cross-border projects in Vienna, Austria.

Interact activities during 2015 included:

- Overall coordination of the campaign
- Co-organisation of the kick-off event in Luxembourg
- Construction and maintenance of a new European Cooperation Day website
- Development of a song for territorial cooperation
- Creation of a promotional video based on the above song
- Production and shipping of promotional materials for programmes
- Update of social media presences (Twitter, Facebook and YouTube)
- Maintenance of the European Cooperation Day mobile app
- Coordination of a slogan contest
- Publication of flagship events during the first three editions of European Cooperation Day
- Guidelines for promotion of project participation
- Evaluation of the campaign

European Cooperation Day has become an established annual event that helps programmes to effectively promote their programmes and projects. However, the number of events organised has substantially decreased in the last couple of years. Reasons for this include lack of human and time resources and lack of on-going projects. Only 38 per cent of the events in 2015 targeted general public while the rest were directed to project stakeholders and policy makers among others.

The support and coordination of the campaign by Interact is greatly appreciated by the programmes and the elements especially valued are the email updates, the website including the platform for uploading events/photos, social media and promotional materials. Some reconsideration for the types and format of the promotional materials were the main areas for improvement concerning Interact services to programmes.

Interreg 25 years event

The Luxembourgish Presidency of the Council of the European Union, the European Commission and Interact organised a celebration event for the 25 years of Interreg. The event, whose aim was to discover Interreg achievements, reflect and be inspired, took place on 15-16 September in Esch-Belval, Luxembourg.

The event, which gathered over 700 participants, gave an overview of the past and future of Interreg and served as a platform for the launch of European Cooperation Day. A project slam also took place where five selected projects told about their successes in an innovative and entertaining way.

As part of the Interreg 25 years anniversary celebrations, Interact partnered up with the TV programme 'Le Dessous des Cartes' in the making of a video

about 25 years of Interreg. The final product gives an understanding of this funding instrument and of how some projects have made an impact beyond borders. The programme, shown in the TV channel Arte, was made available in three different languages: English, French and German.

Interact's contribution to this large event included:

- Overall co-organisation of the event
- Making of the agenda
- Social media monitoring
- Co-organisation of the project slam
- Video making of the project slam
- Video about 25 years of Interreg
- European Cooperation Day launch and award ceremony for the winning slogan (part of the slogan contest organised by Interact)
- eMS and KEEP stands

Interreg branding

The branding of Interreg includes initiatives such as the adoption of a joint nomenclature (Interreg) for all programmes regardless of the language and a common logo. A common approach for an Interreg brand is to enhance visibility and perception.

Interact continued to support the Interreg community in adapting the Interreg logo to individual needs. By the end of 2015, nearly 70 per cent of the programmes had adopted the new Interreg logo.

In addition, Interact developed a common logo for Interreg-IPA CBC and a common approach for the adaptation of the logo to individual programmes. The logos follow the same principles as the Interreg logo.

Annual communication seminar

Continuing in the same vein as in previous years, Interact organised a communication seminar in March in Edinburgh, United Kingdom. During two days, the event brought together over 30 communication managers from Interreg, Interreg-IPA CBC and ENPI programmes.

The content of this seminar included European Cooperation Day, links between communication and capitalisation and a training on plain English writing. An update on the event to celebrate the Interreg 25 years anniversary was also given to the audience.

Communication toolkit

Based on programmes' demands, Interact produced a publication called Communication toolkit to streamline the work of communication officers in the Interreg community. This document includes tips and advice in communication issues ranging from organisation of events to online content management etc. The materials can be used for and or adapted by both programme and project communication people.

The main goal was to help Interreg programmes with simple and effective programme communications by providing practical guidance on different communication matters, taking into account the collective experience and priorities of the programmes. A new version of the communication toolkit is planned for 2016 with new sections based on programmes' needs.

Interact website

The Interact website is the one-stop-shop for promotion of Interact services and storage of information and materials for the stakeholder community. The website was restructured at the start of 2014 in order to better communicate about Interact services. During 2015, the website has served programmes with relevant information including news, events and publications.

A new section for the preparations towards the programming period 2014-2020 was created. It included information about the regulatory framework and Commission guidance as well as programme start-up and closure. Access to Interact harmonised tools such as KEEP and eMS was also placed under this section.

Table 19: Website statistics 2015-2014

Indicator	Value 2015	Value 2014
Number of sessions (total number of website visits)	172,432	154,464
Number of single visits	89,353	100,605
Average user time on website (minutes)	2:21	2:16
Average page view per visit	2.63	2.67

Source: Google analytics

The most visited sections included:

1. Homepage: 20.10%
2. Jobs: 8.94%
3. About Interact: 3.47%
4. 2014-2020 section: 3.45%
5. Events: 3.23%

Interact newsflash

The Interact newsflash is sent out regularly via HTML e-mail to all contacts in the Contact Database in order to ensure a flow of information to stakeholders. The newsflashes provide information to the stakeholders about upcoming Interact events, the latest publications and other news relevant for the Interreg community. Five newsflashes were sent in 2015 (February, May, September, November and December).

Interact social media

Apart from the social media accounts related to European Cooperation Day, Interact manages a number of corporate social media platforms (Facebook, Twitter, LinkedIn and Youtube). Interact ensures a constant flow of information and a regular feeding of all these social media channels.

Social media stats:

- Facebook: 1,043 likes
- Twitter: 1,913 followers
- YouTube: 84 videos (including a set of 11 videos on Programme closure developed in 2015)
- LinkedIn: 389 followers

The social media accounts for three macro-regional strategies EUSBSR, EUSDR, and EUSAIR were still under Interact's monitoring and feeding. The EUSDR was transferred halfway through the year while the other two will be passed on to other organisations during 2016. That way, Interact can focus on a hori-

zontal support to all macro-regional strategies as stated on the Operational Programme for Interact III.

Interact newsletter

Interact newsletters on a particular theme in territorial cooperation, and aiming to give a more extensive and in-depth perspective from a number of different angles. In each issue the aim is to include articles by players from different levels, including the Commission, the programmes and the national level. It is intended to complement the website and shorter newsflashes. It is sent out to all contacts in the Contact Database (more than 3.000 contacts) and published on the Interact website. Newsletters are also distributed at different events.

Two Interact newsletters were published (the direction of the newsletter was assured by the Interact Secretariat and the editorial coordination by each IP, as previously agreed):

- First half of 2015: 2015 calling... How can we help you? It focused on the promotion of the INTERACT work plan for 2015.
- Second half of 2015: Interreg 25 years. It addressed the achievements of Interreg during its existence as well as in the event commemorating the 25th anniversary.

Interact III communication strategy

The Interact III communication strategy was approved by the MC in October 2015. The document defines specific communication objectives, target audiences, key messages and evaluation measures to support the achievement of wider programme goals. The communication objectives set the framework for the communication activities to be successful. Detailed actions will be part of each year's work plan. The communication objectives for 2014-2020 include:

- Promote the existence and use of harmonised tools and services
- Ensure an adequate knowledge sharing in effective communication approaches
- Streamline the dissemination of thematic content and key messages
- Raise awareness about other cooperation instruments to maximise synergies.

MC update

Two MC updates were sent in electronic format prior to each MC meeting. The issues covered the latest

updates of Interact harmonised tools (European Cooperation Day, eMS, KEEP, branding), the latest Interact publications and upcoming events.

The Contact Database and Event Registration Tool

In 2015 Interact maintained and improved the Contact Database. The Event Registration Tool was used regularly in 2015.

The below table gives an overview of the information and publicity indicators in 2015.

Table 20: Information and publicity indicators 2015

Output indicator	Target	Achievement
Management and coordination		
Number of Communications Group meetings	3	3 (plus several online meetings)
Dissemination and publicity		
Interact website		
Unique users per month	4,000	7,416
Number of EU countries actively using website	27	28
% of documents available compared to those produced	95%	N/A
Number of pages published (Interact related)	150	N/A
Number of pages published (ETC related)	50	N/A
Interact newsflash		
Number of newsflashes sent	6	5
Interact newsletter		
Number of issues produced per year	3	2
Number of articles per issue in average	5	11
Interact MC Update		
Number of MC Updates sent	4	2
Promotion and communication activities		
Number of activities/tools	>3	4
Number of publications	>1	3
Number of external events	>2	4
Interact Communications System (Internal indicators)		
Number of logins	N/A	N/A
Number of active Contact Database users	All	All
Number of Communications Group members	6	8

6 Information for the whole programming period

6.1 Comprehensive description and qualitative analysis in terms of achievements and results of the programme for 2007-2013

Supporting more than 100 territorial cooperation programmes is a challenge and any success will require collaboration with the programmes and with Commission services alike. Interact has been active during the 2007-2013 programming period and by the

end of 2015 it had delivered 800+ events. More than 500 of them were general conferences, seminars, workshops and network meetings and just under 300 were tailor-made advisory services. Additionally, more than 350 tools were developed comprising studies and handbooks, harmonised templates, publicity material, online database and an e-system.

A breakdown of the events per type is provided below:

Table 21: Overview of the number of events

Type of event	2008	2009	2010	2011	2012	2013	2014	2015	Total
Seminars and workshops	21	49	48	43	42	22	26	31	282
Network events (thematic network meetings and lab groups/pilot network events)	16	12	22	31	48	27	51	24	231
Advisories	18	67	16	47	23	50	52	11	284
Conferences	3	4	1	2	3	10	5	1	29
Total number of events	58	132	87	123	116	109	134	67	826

Source: IPs

The programme had a shaky start; it was approved in December 2007 and in 2008 there was a decision to change the Managing Authority from Vienna to Bratislava. The decision was due to insurmountable issues with the financial and operational management of the Managing Authority, which, as it became clear later on, ended up taking several years to really be resolved. Although some events were organised and tasks continued from the previous programming period, most programme resources that year were used in supporting the relocation of services. The programme became fully operational as of 2009, which explains the significant increase in the volume of events organised in 2009.

The challenge that year was to complete all necessary documents and structures needed for the Programme itself such as the Description of the Management and Control System while organising the work plan to meet the demands of European Territorial Cooperation Programmes, the majority of which were fully operational by that point. Significant efforts were made to deliver high quality support to programmes that paid off: Overall satisfaction with events that year was at 96,25% with an indication that 89,50% of participants were with the usefulness

of the events, i.e. they could transfer what they had learnt into own work.

2010 was again a difficult one for the Programme, for two main reasons. Programme management issues stemming from the relocation of the MA and Interact Secretariat from Vienna to Bratislava and the insufficient management resources available at the MA became more pressing. The system audit was performed that year too, focusing on the verification of the effective functioning of the management and control system of the Programme. To address these problems, programme authorities developed an Action Plan with concrete measures to ensure the sound implementation of the programme. The full MA staff was changed as well in response and this highly contributed to finally consolidating Interact programme management.

At the same time, Interreg programmes were continuing to evolve and new areas of intervention for Interact had started to emerge such as the macro-regional strategies, the links to Objective 1-2 Programmes and preparation for the 2014-2020 period. These were to be added to the ongoing core activities of support to programmes. The situation led to challenges in terms of coordination of the teams to allow them to carry out the increased number of

tasks and responsibilities. It required strong commitment of members and intense communication flows and among them to review and optimise their work plan so as to eliminate overlapping and redundant activities. As a result, the overall number of outputs for 2010 dropped compared to 2009 even if 2010 was a particularly difficult and intense year.

2011 on the other hand was a year where Interact outputs started to multiply and cover more areas of work. To make its work more relevant to its stakeholders, Interact introduced in 2011 a centralised analysis of needs via an on-line application software survey and the results were used to shape the work-

load and priorities for the year. Another source of influence was the publication of the Cohesion Report in November 2010 paving the way for the legislative proposals of the Common Strategic Framework Funds (that were published in late 2011). As a result, Interact intensified its support to programmes in 2011 in the fields of programme/project management, on the work on Macro-regions and strategic initiatives, on the thematic focuses and capitalisation and the future of European Territorial Cooperation. Furthermore, activities supporting the National Contact Points took place and the KEEP system (online database of territorial cooperation projects and project partners) was further developed during 2011.

KEEP

The idea to create a database providing an overview of the 2000-2006 INTERREG and 2007-13 European Territorial Cooperation projects came about in 2008, since this information was stored only at programme level.

In 2009 INTERACT set up this database and started working with the programmes' joint technical secretariats in order to get data on their projects and also data regarding 2000-2006. Since its inception, KEEP incorporated a system of 42 thematics (then called keywords) making it possible to search projects per field. Then, as now, each project was classified according to one, two or three thematics, out of 42.

The first website of KEEP was presented to the Monitoring Committee of INTERACT in May 2011. It contained innovative features for the time, such as project partners shown on maps and the possibility to search for projects combining very different criteria, such as thematics (keywords), strands of programmes, programming periods, free search of words or phrases, and country of the project partner and / or lead partner.

Later, new types of programmes were added (ENPI cross-border and IPA cross-border), as well as new functions and new information. At the end of INTERACT II, KEEP users can combine more search criteria than before, they can easily understand how representative the data in KEEP is (per programming period and type of programme) and then can also understand the limitations of the KEEP data per programme. Other new functions introduced until 2015 were the possibility to build reports and store them online in KEEP, and a section dedicated to thematic maps, set up in cooperation with ESPON.

In order to speed up the cycle of data-collection-to-publication, INTERACT also studied the introduction of an automatic updating procedure that began to be massively used in the 2014-2020 period. Noteworthy, in connection with collected, processed and published data, was the fact that, at the end of 2015, KEEP contained 94% of all 2007-2013 projects.

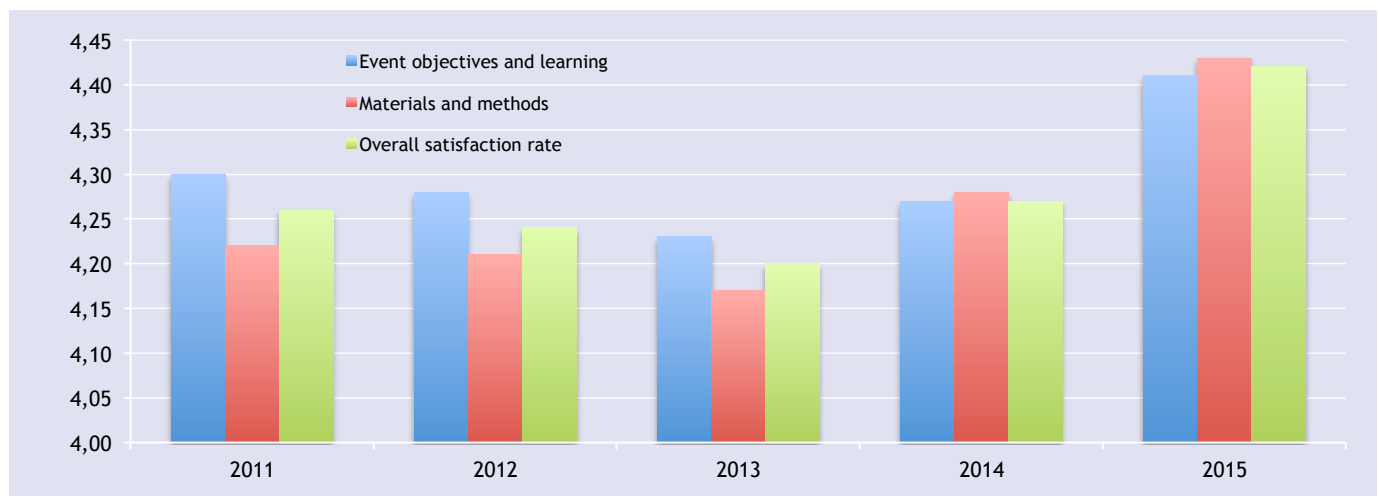
A measure of the relevance of KEEP for the sector is the traffic in its website. From the period May-December 2011 to the same period of 2015, the number of users of the KEEP website increased more than three-fold (from 3,005 to 10,725), and the amount of sessions more than four-fold. The users that visited KEEP in the latter period were also more in tune with the offer of the website itself, since they visited more pages than before (4.7 per session versus 3.9, on average), stayed longer on the website (5:46 versus 4:16, on average) and more than half (52%) stayed on the website past the landing page (versus 46% in 2011).

With KEEP, INTERACT set the basis for a knowledge-management tool in constant evolution to become ever more relevant for the management of the sector, its programmes, its projects and its beneficiaries.

A pilot activity launched in 2011 had to do with the support to ENPI CBC programmes through intensified ex-changes between the Interact Programme and the Interact ENPI project. Another pilot action was launched in response to the request for a joint communication for the benefit of European Territorial Cooperation, the so-called "branding" initiative for Interreg.

Carrying out more activities in more areas of work was seen as important but only if they also brought added value and helped Interreg programmes to achieve their objectives in a more effective way. To help support this approach, Interact set up Standards and Guidelines for Interact Quality Management in 2011. Details of satisfaction rates were collected as of 2011 and an overview of the average rate of satisfaction of events per year is given in the chart below:

Chart 1: Overview of satisfaction rates for events covering 2011-2015



Source: IPs/event evaluation forms

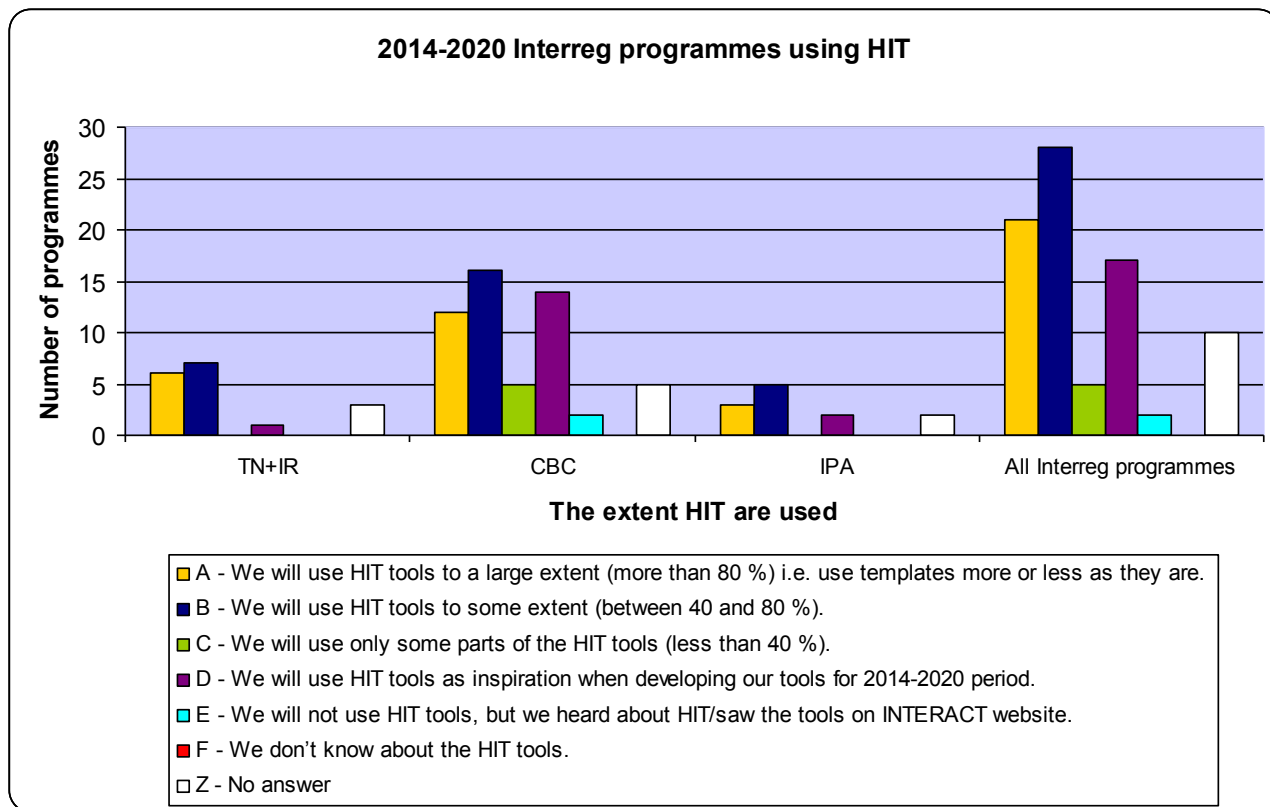
Interact products and services were assessed against their effectiveness and participants/users were asked to comment on their experience. The most commonly quoted response from participants overall are the satisfaction from discussions during seminars and the opportunity to get technical answers to questions on implementation. Participants in general appreciated the open and interactive method of training as well as the atmosphere of the seminars. Participants also enjoyed the opportunities of networking: Many respondents mentioned that the opportunity to meet and to share experience with colleagues from other programmes was extremely valuable. Such feedback was used in the design of all future Interact events and services.

Activities carried out in 2012 continued to support Interreg programmes. As the Interact programme matured so did its activities. Out of the broader clusters of Interact activities two large-scale clusters stand out, each of them comprising many interconnected individual activities: The Harmonised Implementation Tools (HIT) and the European Cooperation Day.

The idea behind HIT was to simplify the management and control activities of programmes by developing tailor, ready-made, harmonised solutions for them. More than half of the 2007-2013 programmes actively participated in the development of these tools by attending meetings, commenting on templates, and contributing to the final versions.

As a result, HIT had a very positive response and this led to expanding their range to include tools for project selection, project implementation, financial control and audit, and eligibility of expenditure. A follow-up survey with 73 programmes showed that 66% of the programmes in the 2014-2020 period will use HIT tools to some extent, and that an additional 20% of the programmes will use the developed tools as inspiration, for details see the table below. The tools are most actively used by the transnational and interregional programmes (76%), followed by IPA CBC (67%), and CBC programmes (61%). The preparation of the HIT tools paved the way for the development and implementation of the eMS system.

Chart 2: Extent of use of HIT for the 2014-2020 period



Data source: IP Viborg (HIT survey February-April 2015)

Another important activity launched in 2012 was the European Cooperation Day (EC Day). As a follow-up of the 2011 recommendations of the Assessment of Interact Information and Publicity Measures, the EC Day was first conceived as a small-scale initiative to spread information on ETC success stories but grew into a large-scale campaign to promote the visibility of Territorial Cooperation and to showcase its impact on the quality of life of European citizens. 75% of ETC programmes participated and organised in total 281 different events, attracting more than 110,000 participants.

2013 Activities were based on a stakeholder needs analysis conducted in the summer of 2012 as well as urgent needs of the stakeholders, expressed throughout 2013. A new challenge that year was the support to programmes for the preparations for the next programming period, which started in 2013 and peaked in 2014.

In 2014 Interact continued to provide assistance to programmes in the final stages of the programming

process including programme preparation in the form of open events and tailor-made advisory services addressing legal requirements, eligibility of expenditure, the timeline of programming, the intervention logic and performance framework, setting up the management and control system including drawing up the systems description, as well as the designation procedure. In parallel, Interact was preparing itself for the new programming period. After six Programming Task Force meetings and two Programming Committee meetings the programme document was approved by the end of the year. The new Interact III would cover all EU Member States except for Norway and Switzerland.

The other major piece of work in 2014 was the creation of the eMS. Largely based on the different elements of the HIT package, the eMS was developed with the help of an external software developer company and a core group of four Interreg programmes. The system was to be made available free of charge for ETC programmes that signed the license agreement.

electronic Monitoring System - an IT solution for everyone

Millions of tax euros could be saved in Europe if governments in different countries or regions would not re-invent the wheel, but share solutions instead. In the past, most programmes invested time and money in developing similar but slightly different electronic monitoring systems. There were hundreds of monitoring systems in Europe and each one of these needs to be designed, developed, maintained and improved over time.

Interreg programmes decided that it was time to kick-start a change. With the help Interact, they joined forces to co-develop a monitoring system that is based on the expertise of many and covers everything a programme needs to run smoothly in different regions in Europe. Now a software called eMS is available and provided for free to any programme that needs it.

For Interreg programmes and Interact, co-developing the eMS meant putting the best approaches and ideas on the table and finding a common vision for a simplified, harmonised and inclusive tool for all stakeholders. Here are just a few of the many innovative functionalities of the eMS:

- Handling many different funds simultaneously, so the software can be used also by programmes that draw from different funds such as ERDF, IPA II, or ENI;
- Multi-lingual project applications, contracts and monitoring interfaces with an unlimited number of languages;
- Online audit trail that collects, stores and provides all required information;
- Online content trail from project application to project reports to online publications of outputs and results;
- Customisable user interfaces and functionalities for all Interreg stakeholders, including project applicants, first level controllers, joint secretariats, managing authorities, certifying authorities, audit authorities, monitoring committees, evaluation experts and contact points.

Interreg programmes can obtain the eMS for free and go online with an open call within a week.

All they need is some IT expertise and a server to host the system. Programmes enter their programme intervention logic and financial data and configure the system choosing from a range of options. More than 30 Interreg programmes in total have signed licence agreement for eMS and there could even be more. The more programmes use it, the more other programmes will trust in it and adopt it as well. The total savings of taxpayers' money is estimated to amount to at least 10 million euros depending on the number of programmes that use the system.

Many people saw the Interreg world as much too complex to even consider developing a common monitoring system. After all, joining forces meant risk: programmes putting resources in a very uncertain pot, trying to satisfy even more stakeholders than usual, adapting programme rules and habits for the sake of common procedures, and facing the possibility of severe delays in programme implementation in case the system should fail.

After the joint development of harmonised documents such as application form and FLC reports (HIT - harmonised implementation tools) proved to be possible and led to very good results, cooperation programmes wanted to continue on this path. They were confident that there could be more examples of how cooperation saves millions of euros, leads to superb results, and can even be fun. They also saw great benefits in further harmonisation, making it easier for applicants and controllers to work with multiple programmes. Also, in very practical terms there is the added benefit of simplified collection of data, which paves the way for future thematic studies and other types of reports and evaluations, even across programmes and strands.

The co-development of the eMS continues.

Interreg programmes using the system commit themselves to contribute relevant improvements of the eMS to the community creating a snowball effect that multiplies benefits for everyone. For example, one programme plans to develop online tools for project ideas, partner searches and a function for displaying cooperation projects and outputs on geographic maps. These features will be added to the core eMS and made available to any programme that wants to use them. This is the central argument for cooperation: the co-development of the eMS.

For 2015 activities were based on surveys and requests for support and they reflected the beginning of the new programming period. Trainings and events focused on project selection (e.g. the two-step assessment approaches and launching of calls) and on new programme requirements (e.g. result oriented approach and thematic concentration).

On the other hand a number of on-going activities reached critical momentum. The Interreg Branding to raise the visibility of ETC/Interreg throughout the

EU introduced the practice of one logo for all ETC/Interreg programmes, to strengthen the brand and reduce the risk of confusion of too many logos and different messages. This was celebrated at the organisation of the 25 years anniversary of Interreg conference. Many ETC/Interreg programmes cooperated in this work and now most programmes have adopted the logo. Their hard work was recognised when the European Commission re-introduced the name (Interreg V) in their decision on programme areas and budgets.



The overall good collaboration with Commission services as well as programme authorities led to the acknowledgement that Territorial Cooperation had specific requirements and would need a regulation and set of eligibility rules dedicated to it, within the European Structural and Investment Funds. Similarly, some first regulatory improvements have been made in the State Aid rules for ETC/Interreg.

Interact puts a high emphasis on the satisfaction of its target groups. All participants to Interact events are invited to provide narrative comments and suggestions. The hundreds of forms filled in in each year (752 forms were returned in 2015) provide valuable feedback for the Programme to improve its services. The overall satisfaction rate of 2015 events is 4,42, which is higher than in the previous years as shown in the table below.

Table 22: Average satisfaction rate of INTERACT events 2011-2015⁵ on a scale of 1-5

Category	2011	2012	2013	2014	2015	Average
Event objectives and learning	4.30	4.28	4.23	4.27	4.41	4.30
Materials and methods	4.22	4.21	4.17	4.28	4.43	4.26
Overall satisfaction rate	4.26	4.24	4.20	4.27	4.42	4.28

⁵ Only years 2011 to 2015 are compared as prior to 2011 different methodology was used to evaluate event satisfaction.

6.2 Evolution of Interact services over the years

Services provided by Interact evolved significantly over the years, mainly based on the needs of Interact target groups. While INTERACT I projects focused exclusively on particular field(s) of programme management expertise, each IP under INTERACT II had experts in and was involved in all major areas (i.e. programme and finance management and communication).

Interact's approach evolved from events and tools mostly developed and delivered by individual IPs, often addressing needs of a particular geographical zone, aided by introducing a systemic online needs assessment exercise to support annual work planning, activities gradually shifted towards joint activities (i.e. events or tools jointly developed and delivered by more than one IP) addressing needs on EU level.

The last years of the programming period saw another shift, this time towards large, multi-annual 'projects' with a matching higher budgets, implemented by close cooperation of most or all IPs, such as the HIT package, KEEP and eMS.

6.3 Main problems/challenges faced by the programme

The most significant challenges faced by INTERACT II were

- The relocation of the MA and IS from Vienna to Bratislava in 2008, the high staff turnover caused by the move, and the need to set up in the entire management and control system in Bratislava and at the same time ensuring provision of services. This proved to be a lengthy process that required a huge effort especially from the MA/IS and its hosting institution but eventually by 2011 the programme management was fully stabilised.
- Germany decided not to participate in INTERACT II and this - among others - also meant a reduced budget for the programme. A great achievement overall was to convince Germany to return to the Interact programme in the 2014-2020 period, motivated to do so by the quality and relevance of Interact work.

- The decommitment in 2015 meant a significant reduction in the programme budget (nearly one million euro including national contributions) but thanks to reallocations between the beneficiaries the programme could eventually implement its work plan only using INTERACT II financing.

6.4 What can be improved?

Interact services can only be deemed successful if they are relevant and timely. With regard to the effectiveness of trainings and seminars, it would be helpful to introduce follow-up assessments after participants have attended an event. For example, participants could be re-contacted to express to which extent trainings and services were taken up in their work. By the time this report is drafted, for certain type of events (i.e. project and finance management camps that are usually longer, typically 3-4-day-long events) such a practise has been already established.

Measuring the outputs of the Programme would also benefit from a more straightforward calculating method re-viewing the current system of "Weighted numbers" and of distinguishing between whether or not Interact is a lead organiser as currently the latter are not counted. In order to provide a better picture of programme performance, the set of output indicators was highly simplified for the new Interact III programme: Instead of the large number of very specific output indicators of INTERACT II (in total 25 under Service Delivery priority axis) the new programme has only four outputs indicators: number of events, number of tools, number of participants to events and the mandatory financial indicator.

To further improve effectiveness and delivery of services it is essential to have regular input both from Interreg programmes and with Commission services and other EU institutions. One area of improvement could be the integration of an on-going input service in the monitoring and evaluation of Interact services.

Low or non-participation of certain programmes in Interact activities. While the majority of ETC programmes participate regularly in and contribute to Interact activities (not only by attending events but also by sharing their practises, providing inputs for tools, answering surveys including needs assessment, etc.) there are programmes that barely, if at all cooperate with Interact.

Not forgetting that there might be multiple and different reasons behind for each programme (e.g. lack of staff or scarce financial resources), the number of actively participating programmes should be increased as much as possible, since higher participation would be not only beneficial for these programmes but for the entire Interreg community. This is seen as one of the challenges of Interact III.

Interact III is already working on e-learning (and other IT) solutions that will make it easier (and cheaper) for programmes to participate in learning activities and exchange with other programmes.

6.5 Steps taken by the managing authority or the monitoring committee to ensure the quality and effectiveness of implementation, in particular, monitoring and evaluation measures, including data collection arrangements

6.5.1. Reporting arrangements and data collection

The Managing Authority set up a system for monitoring the operational programme and in particular the financial progress (spending) and the progress of service delivery activities (implementation of the joint annual work plans).

Based on the subsidy contracts concluded between the MA and the respective hosting institutions, the IPs were required to report about the financial progress of their operation (each IP has a budget covering the entire programming period from 2008 until the end of 2015) and the progress of implementing their part of respective joint annual work plan on a six-month basis. The annual mid-term progress reports covered the January-June period while the annual final reports covered the July-December period with a submission deadline of 15 October of the same year and 15 April of the following year, respectively (the submission deadline for the final report was 25 March 2016). The MA requested an extra report from each IP in 2014 to mitigate the decommitment risk.

These reports consisted of a financial part that had to be validated by the designated national controller before submitting the report to the MA and a narrative part. The latter included executive summary, information about the staffing situation and detailed description of activities undertaken in the reporting

period by the IP concerned (products, INTERACT events and contribution to external events) as well as support provided to other IPs outputs. The content part featured a cumulative approach within the year (i.e. the annual final report covered the entire year, not only the second semester) and had to be drawn up and submitted in the Interact Monitoring System (IMS).

These reports were subject to administrative verification by the MA.

TA beneficiaries were not required to submit content reports.

Information from these reports had been aggregated/consolidated by the MA/IS and fed into different reports and documents outlined below to enable the participating countries and the European Commission to continuously monitor programme finances and the progress and quality/relevance of service delivery:

- Monitoring Committee (list of activities/outputs including Interact events, Interact support to external events, Interact participation in external events, Interact tools and Interact management and coordination activities, plus regular updates on the implementation of the entire JAWP or selected work packages, e.g. eMS, KEEP as well as up-to-date information on programme finances);
- European Commission (annual implementation reports); and the
- Government of the Slovak Republic (six-monthly programme implementation reports covering the January-June and July-December periods and including information on the financial progress of the programme and the outputs delivered).

The above mentioned reports provided the primary data for programme monitoring, however, other data sources were also used in order to fulfil regular reporting requirements and ad-hoc information needs of stakeholders (e.g. participating countries), including the INTERACT Event Registration Tool (ERT), Contact Database (CDB), Google analytics (for website-related statistics), questionnaires and surveys.

Comprehensive online surveys were used annually during the needs assessment exercise, complemented with programme visits and in 2015, by phone interviews with selected programmes. Data from the needs assessment exercise were summarised in de-

tailed reports elaborated either by the IS or the IPs and made available to the MC as part of the joint annual work plan package. Evaluation sheets were widely used at Interact events and the results of these were collected and recorded on IP level and aggregated by the IS annually and presented in the annual implementation reports.

All beneficiaries were furthermore required to provide quarterly spending forecasts to the Certifying Authority via the Managing Authority, also to enable the CA to submit its forecast for applications for payment to the European Commission.

6.5.2. Evaluation arrangements

The operational programme was subject to the below main evaluations during the programming period:

1. Mid-term evaluation. This evaluation addressed three main areas:
 - relevance of the programme and mid-term achievements;
 - the managing system of the programme; and
 - outreach to the Interact target groups.

By means of desk research, stakeholder interviews, a survey among a sample of target group representatives and a workshop (January 2011) the evaluator (VVMZ s.r.o., Slovakia) formulated a number of recommendations related to the programme structure, coordination and functions of the MA and IS, better focusing of MC meetings, elaborating a full-fledged project plan for KEEP, enhancing quality management, elaborating a communication strategy and annual communication plans, review of the indicator framework, simplifying the programme structure for the next programming period, etc. Based on the recommendations of the evaluation report (as revised after the 7th MC meeting), the MA together with the IS drew up and followed-up a comprehensive action plan.

2. Assessment of INTERACT II information and publicity measures. Commissioned by the IS in February 2011, this evaluation (carried out by Selectae Communications, Italy) assessed INTERACT II information and publicity measures from the viewpoints of visibility and awareness,

measuring them against the communication plan of the programme⁶. The evaluation focused on

- messages;
- communication tools; and the
- target audiences of the programme.

Based on desk and primary research (survey and questionnaires) the evaluation identified several recommendations regarding the annual planning of communication activities, impact monitoring, better identification of responsibilities, avoiding the excessive use of jargon and acronyms - use of plain English, developing better messages about INTERACT, supported by factual information, better promotion of the benefits of territorial cooperation, enhancing the media outreach strategy, re-design of the programme website, improving (including cleaning) the contact database, improving the content of newsletters and newflashes, etc. Recommendations formulated in the report were used in elaborating the Communication Rollout Plan.

3. The ex-ante evaluation of the Interact III programme, commissioned by the MA and carried out in 2014 (by VVMZ s.r.o., Slovakia) was also financed under the TA budget of INTERACT II.

⁶ The European Commission approved the communication plan of the programme on 20 June 2008.

6.6 Result indicators

The below tables show INTERACT II result indicators by groups of intervention.

Table 23: Result indicators: Knowledge base

Output indicator	Result indicator	Target	Achievement ⁷
Studies	No. of programmes in which tools are used ⁸	69	66
Surveys	No. of programmes in which tools are used	69	66
Material sets	No. of paper copies distributed	5 200	14 500
	No. of programmes in which tools are used	69	66
Web resources	No. of programmes in which tools are used	69	66
General information services	No. of programmes in which tools are used	69	66
Technical dossiers on good governance	No. of programmes in which tools are used	69	66

Table 24: Result indicators: Tools

Output indicator	Result indicator	Target	Achievement
Refined and updated tools	No. of programmes in which tools are used	69	66
New tools developed	No. of programmes in which tools are used	69	66

Table 25: Result indicators: Network coordination

Output indicator	Result indicator	Target	Achievement
Two tier network set-up and coordination	No. of new contacts	130	140
Enhancement and maintenance of external networking	No. of new contacts	1 000	>2 000

Table 26: Result indicators: Exchange and transfer

Output indicator	Result indicator	Target	Achievement
Seminars and workshops	No. of participant days	7 200	10 900
	Audience reached by presentation	4 800	10 400
e-workshops	No. of participant days	120	111

⁷ Where applicable, figures have been rounded down to the nearest hundred.

⁸ In lack of any practical and feasible way of measuring this indicator, the value was established as the number of 2007-2013 ETC programmes represented in the Interact contact database (CDB). Interact does not register programme representatives in this database but programme representative have to register themselves or need to apply for events in order to be registered; thus this figure can be used to represent the number of programmes actively using Interact's services.

Output indicator	Result indicator	Target	Achievement
Advisory services	No. of participant days	360	3 200
	Instances of advice	180	284
Thematic networks	No. of participant days	1 200	2 490
	Members of networks ⁹	360	354
Framework for laboratory groups and pilot networks	No. of programmes in which tools are used	69	66
Conferences	No. of participant days	1 350	3 800
	Audience reached by presentation	900	3 160

Table 27: Result indicators: Dissemination and publicity

Output indicator	Result indicator	Target	Achievement
Web portal	No. of website visits ¹⁰	80 000	1 020 123
Newsletter	No. of paper copies distributed	18 000	18 450
	No. of programmes in which tools are used	69	66

⁹ Includes only networks that met in 2015

¹⁰ Source of data: Googly analytics

Annexes

Annex 1 Financial information of the operational programme

Annex 1, Table 1: Overview of approved and rejected RfPs on the CA level (EUR)

Beneficiary / Number of RfP	Type of RfP ¹¹	Date of CA approval / rejection (yy.mm.dd)	Interim payment			Clearance of advance payment		
			Total	ERDF	National contribution	Total	ERDF	National contribution
Priority axis 1								
IP Viborg (total approved: 7,240,066.81)			6,653,393.44	5,655,384.42	998,009.02	586,673.37	498,672.36	88,001.01
09/IP Viborg/1-IP1	IP	09.10.13	238,727.51	202,918.38	35,809.13	0.00	0,00	0,00
09/IP Viborg/1-IP2	IP	09.12.02	345,020.62	293,267.53	51,753.09	0.00	0,00	0,00
10/IP Viborg/1-IP3	IP	10.08.05	342,166.30	290,841.36	51,324.94	0.00	0,00	0,00
10/IP Viborg/1-IP4	IP	10.12.17	262,608.97	223,217.62	39,391.35	0.00	0,00	0,00
10/IP Viborg/1-IP5	IP	11.03.18	158,611.95	134,820.16	23,791.79	0.00	0,00	0,00
10/IP Viborg/1-IP6	IP	11.04.08	387,335.38	329,235.07	58,100.31	0.00	0,00	0,00
11/IP Viborg/1-IP7	IP	11.05.27	69,814.48	59,342.31	10,472.17	0.00	0,00	0,00
11/IP Viborg/1-IP8	IP	11.11.09	394,472.26	335,301.42	59,170.84	0.00	0,00	0,00
12/IP Viborg/1-IP9	IP	12.04.24	461,019.73	391,866.77	69,152.96	0.00	0,00	0,00
12/IP Viborg/1-IP10	IP	12.10.16	462,975.05	393,528.79	69,446.26	0.00	0,00	0,00
13/IP Viborg/1-IP11	IP	13.05.07	506,350.55	430,397.97	75,952.58	0.00	0,00	0,00
13/IP Viborg/1-IP12	IP	13.10.03	524,291.04	445,647.38	78,643.66	0.00	0,00	0,00
14/IP Viborg/1-IP13	IP	14.03.21	556,801.78	473,281.51	83,520.27	0.00	0,00	0,00
14/IP Viborg/1-IP14	IP	14.10.07	538,455.75	457,687.39	80,768.36	0.00	0,00	0,00
14/IP Viborg/1-IP15	IP	14.12.11	719,017.18	611,164.60	107,852.58	0.00	0,00	0,00
15/IP Viborg/1-IP16	IP	15.03.25	111,767.34	95,002.24	16,765.10	0.00	0,00	0,00
15/IP Viborg/1-IP17	IP	15.08.10	573,957.55	487,863.92	86,093.63	0.00	0,00	0,00
16/IP Viborg/1-IP18	CoAP	16.03.01	0.00	0.00	0.00	586,673.37	498,672,36	88,001,01
IP Turku (total approved: 6,096,955.05)			5,606,955.05	4,765,911.80	841,043.25	490,000.00	416,500.00	73,500.00
09/IP Turku/1-IP1	IP	09.11.04	148,992.00	126,643.20	22,348.80	0.00	0.00	0.00
09/IP Turku/1-IP2	IP	09.12.31	172,196.74	146,367.23	25,829.51	0.00	0.00	0.00
09/IP Turku/1-IP3	IP	10.03.08	98,465.15	83,695.38	14,769.77	0.00	0.00	0.00
10/IP Turku/1-IP4	IP	10.10.29	148,108.99	125,892.64	22,216.35	0.00	0.00	0.00
10/IP Turku/1-IP5	IP	11.04.07	325,923.03	277,034.58	48,888.45	0.00	0.00	0.00
11/IP Turku/1-IP6	IP	11.07.19	465,346.65	395,544.65	69,802.00	0.00	0.00	0.00
11/IP Turku/1-IP7	IP	12.03.01	335,153.35	284,880.35	50,273.00	0.00	0.00	0.00
12/IP Turku/1-IP8	IP	12.06.07	321,633.70	273,388.65	48,245.05	0.00	0.00	0.00
12/IP Turku/1-IP9	IP	12.12.12	401,514.84	341,287.61	60,227.23	0.00	0.00	0.00
13/IP Turku/1-IP10	IP	13.06.13	338,377.93	287,621.24	50,756.69	0.00	0.00	0.00
13/IP Turku/1-IP11	IP	13.11.22	414,479.60	352,307.66	62,171.94	0.00	0.00	0.00
14/IP Turku/1-IP12	IP/CoAP	14.06.19	186,193.61	158,264.57	27,929.04	206,674.10	175,672.99	31,001.11
14/IP Turku/1-IP13	IP/CoAP	14.12.11	298,102.99	253,387.54	44,715.45	189,354.77	160,951.55	28,403.22
14/IP Turku/1-IP14	IP	14.12.11	491,126.15	417,457.23	73,668.92	0.00	0.00	0.00
15/IP Turku/1-IP15	IP/CoAP	15.09.08	76,718.17	65,210.44	11,507.73	93,971.13	79,875.46	14,095.67
15/IP Turku/1-IP16	IP	16.02.18	566,842.17	481,815.85	85,026.32	0.00	0.00	0.00
16/IP Turku/1-IP17	IP	16.05.06	817,779.98	695,112.98	122,667.00	0.00	0.00	0.00
IP Valencia (total approved 5,031,040.54)			4,541,040.54	3,859,884.47	681,156.07	490,000.00	416,500.00	73,500.00
09/IP Valencia/1-IP1	IP	09.11.09	115,272.22	97,981.39	17,290.83	0.00	0.00	0.00
09/IP Valencia/1-IP2	IP	10.06.08	336,309.18	285,862.80	50,446.38	0.00	0.00	0.00
10/IP Valencia/1-IP3	IP	10.08.20	275,094.28	233,830.14	41,264.14	0.00	0.00	0.00

¹¹ IP: interim payment, CoAP: Clearance of advance payment

Beneficiary / Number of RfP	Type of RfP ¹¹	Date of CA approval / rejection (yy.mm.dd)	Interim payment			Clearance of advance payment		
			Total	ERDF	National contribution	Total	ERDF	National contribution
10/IP Valencia/1-IP4	IP	11.01.14	375,516.96	319,189.42	56,327.54	0.00	0.00	0.00
11/IP Valencia/1-IP5	IP	11.07.01	314,075.28	266,963.99	47,111.29	0.00	0.00	0.00
11/IP Valencia/1-IP6	IP	11.12.20	400,301.63	340,256.39	60,045.24	0.00	0.00	0.00
12/IP Valencia/1-IP7	IP	12.05.25	447,970.44	380,774.87	67,195.57	0.00	0.00	0.00
12/IP Valencia/1-IP8	IP	12.12.18	439,269.87	373,379.39	65,890.48	0.00	0.00	0.00
13/IP Valencia/1-IP9	IP	13.06.04	399,658.12	339,709.40	59,948.72	0.00	0.00	0.00
13/IP Valencia/1-IP11	IP/CoAP	13.12.13	224,798.65	191,078.85	33,719.80	121,854.17	103,576.04	18,278.13
13/IP Valencia/1-IP12	IP	13.12.17	134,133.53	114,013.50	20,120.03	0.00	0.00	0.00
14/IP Valencia/1-IP13	IP/CoAP	14.07.11	127,447.03	108,329.98	19,117.05	123,145.91	104,674.02	18,471.89
14/IP Valencia/1-IP14	IP/CoAP	14.12.11	356,133.01	302,713.06	53,419.95	130,452.72	110,884.81	19,567.91
15/IP Valencia/1-IP15	IP	15.07.07	146,721.46	124,713.24	22,008.22	0.00	0.00	0.00
15/IP Valencia/1-IP16	IP/CoAP	15.12.22	141,839.58	120,563.64	21,275.94	114,547.20	97,365.13	17,182.07
16/IPValencia/1-IP17	IP	16.05.04	306,499.30	260,524.41	45,974.89	0.00	0.00	0.00

IP Vienna (total approved: 7,802,257.69)			7,402,257.69	6,291,919.03	1,110,338.66	400,000.00	340,000.00	60,000.00
09/IP Vienna/1-IP1	IP	09.10.26	368,110.35	312,893.80	55,216.55	0.00	0.00	0.00
09/IP Vienna/1-IP2	IP	09.12.18	312,923.42	265,984.91	46,938.51	0.00	0.00	0.00
10/IP Vienna/1-IP3	IP	10.08.05	435,965.76	370,570.90	65,394.86	0.00	0.00	0.00
10/IP Vienna/1-IP4	IP	11.01.17	515,277.25	437,985.66	77,291.59	0.00	0.00	0.00
11/IP Vienna/1-IP5	IP	11.06.07	541,253.32	460,065.32	81,188.00	0.00	0.00	0.00
11/IP Vienna/1-IP6	IP	11.11.11	374,555.07	318,371.81	56,183.26	0.00	0.00	0.00
12/IP Vienna/1-IP7	IP	12.10.16	493,420.99	419,407.84	74,013.15	0.00	0.00	0.00
12/IP Vienna/1-IP8	IP	13.01.30	396,876.19	337,344.76	59,531.43	0.00	0.00	0.00
13/IP Vienna/1-IP9	IP	13.09.03	460,581.66	391,494.41	69,087.25	0.00	0.00	0.00
13/IP Vienna/1-IP10	IP	13.11.13	298,113.67	253,396.62	44,717.05	0.00	0.00	0.00
14/IP Vienna/1-IP11	IP	14.06.19	623,005.31	529,554.51	93,450.80	0.00	0.00	0.00
14/IP Vienna/1-IP12	IP/CoAP	14.12.11	770,123.31	654,604.81	115,518.50	149,999.15	127,499.28	22,499.87
15/IP Vienna/1-IP13	IP/CoAP	15.06.24	275,430.67	234,116.07	41,314.60	150,026.95	127,522.91	22,504.04
15/IP Vienna/1-IP14	IP/CoAP	16.01.26	563,621.22	479,078.04	84,543.18	99,973.90	84,977.81	14,996.09
16/IP Vienna/1-IP15	IP	16.05.03	972,999.50	827,049.57	145,949.93	0.00	0.00	0.00

MA (total approved: 41,715.74)			126,848.74	107,821.43	19,027.31	30,167.50	25,642.37	4,525.13
09/MA/1-IP1 ¹²	IP	09.10.08	115,300.50	98,005.43	17,295.07	0.00	0.00	0.00
12/MA/1-IP2	CoAP	12.12.18	0.00	0.00	0.00	26,802.17	22,781.84	4,020.33
13/MA/1-IP3	IP	13.09.26	3,026.05	2,572.14	453.91	0.00	0.00	0.00
13/MA/1-IP4	CoAP	13.12.13	0.00	0.00	0.00	3,365.33	2,860.53	504.80
14/MA/1-IP5	IP	14.10.10	2,525.63	2,146.79	378.84	0.00	0.00	0.00
15/MA/1-IP6	IP	15.03.16	3,882.28	3,299.94	582.34	0.00	0.00	0.00
15/MA/1-IP7	IP	15.12.09	640.17	544.14	96.03	0.00	0.00	0.00
15/MA/1-IP8	IP	15.12.18	858.50	729.73	128.77	0.00	0.00	0.00
16/MA/1-IP9	IP	16.03.21	615.61	523.26	92.35	0.00	0.00	0.00

IS (total approved: 5,602,727.3)			4,841,571.55	4,115,335.79	726,235.76	941,200.00	800,020.00	141,180.00
09/IS/1-IP1	IP	09.11.13	139,517.39	118,589.78	20,927.61	0.00	0.00	0.00
09/IS/1-IP2	IP	10.02.04	170,282.52	144,740.14	25,542.38	0.00	0.00	0.00
10/IS/1-IP3	IP	10.04.27	43,315.86	36,818.48	6,497.38	0.00	0.00	0.00
10/IS/1-IP4	IP	10.07.30	135,301.26	115,006.07	20,295.19	0.00	0.00	0.00
10/IS/1-IP5	IP	10.12.16	173,126.62	147,157.63	25,968.99	0.00	0.00	0.00
10/IS/1-IP6	IP	10.12.17	3,741.47	3,180.25	561.22	0.00	0.00	0.00
10/IS/1-IP7	IP	10.12.21	54,668.61	46,468.32	8,200.29	0.00	0.00	0.00
11/IS/1-IP8	CoAP	11.05.03	0.00	0.00	0.00	270,938.73	230,297.92	40,640.81

¹² RfPs rejected are highlighted in grey

Beneficiary / Number of RfP	Type of RfP ¹¹	Date of CA approval / rejection (yy.mm.dd)	Interim payment			Clearance of advance payment		
			Total	ERDF	National contribution	Total	ERDF	National contribution
11/IS/1-IP9	IP	11.10.14	4,746.42	4,034.46	711.96	0.00	0.00	0.00
11/IS/1-IP10	IP	11.10.25	33,906.45	28,820.48	5,085.97	0.00	0.00	0.00
11/IS/1-IP11	IP	11.10.25	12,447.17	10,580.09	1,867.08	0.00	0.00	0.00
11/IS/1-IP12	IP	11.11.24	180,044.52	153,037.84	27,006.68	0.00	0.00	0.00
11/IS/1-IP15	IP	12.03.13	197,008.79	167,457.47	29,551.32	0.00	0.00	0.00
11/IS/1-IP14	IP	12.03.13	120,501.89	102,426.61	18,075.28	0.00	0.00	0.00
11/IS/1-IP13	IP	12.03.21	103,497.82	87,973.15	15,524.67	0.00	0.00	0.00
12/IS/1-IP16	IP	12.04.04	238,797.96	202,978.27	35,819.69	0.00	0.00	0.00
12/IS/1-IP17	IP	12.04.16	118,470.97	100,700.32	17,770.65	0.00	0.00	0.00
12/IS/1-IP18	IP	12.04.30	4,131.84	3,512.06	619.78	0.00	0.00	0.00
12/IS/1-IP19	IP	12.06.07	2,797.92	2,378.23	419.69	0.00	0.00	0.00
12/IS/1-IP20	IP	12.09.03	303,170.93	257,695.29	45,475.64	0.00	0.00	0.00
12/IS/1-IP21	CoAP	12.10.19	0.00	0.00	0.00	316,063.52	268,653.99	47,409.53
12/IS/1-IP22	IP	12.10.26	85,084.17	72,321.54	12,762.63	0.00	0.00	0.00
12/IS/1-IP23	IP	12.11.20	269,449.02	229,031.67	40,417.35	0.00	0.00	0.00
12/IS/1-IP24	IP	13.01.11	5,351.54	4,548.81	802.73	0.00	0.00	0.00
12/IS/1-IP25	IP	13.02.11	67,327.75	57,228.59	10,099.16	0.00	0.00	0.00
12/IS/1-IP26	CoAP	13.03.15	0.00	0.00	0.00	354,197.75	301,068.09	53,129.66
13/IS/1-IP27	IP	13.04.15	141,728.19	120,468.96	21,259.23	0.00	0.00	0.00
13/IS/1-IP28	IP	13.05.23	120,938.13	102,797.41	18,140.72	0.00	0.00	0.00
13/IS/1-IP29	IP	13.09.16	232,313.21	197,466.23	34,846.98	0.00	0.00	0.00
13/IS/1-IP30	IP	13.11.07	184,043.17	156,436.69	27,606.48	0.00	0.00	0.00
13/IS/1-IP31	IP	13.12.10	168,401.20	143,141.02	25,260.18	0.00	0.00	0.00
13/IS/1-IP32	IP	13.12.17	75,077.81	63,816.14	11,261.67	0.00	0.00	0.00
13/IS/1-IP33	IP	14.02.06	94,328.01	80,178.81	14,149.20	0.00	0.00	0.00
14/IS/1-IP34	IP	14.06.20	118,203.45	100,472.93	17,730.52	0.00	0.00	0.00
14/IS/1-IP35	IP	14.06.19	50,238.33	42,702.58	7,535.75	0.00	0.00	0.00
14/IS/1-IP36	IP	14.08.19	23,527.72	19,998.56	3,529.16	0.00	0.00	0.00
14/IS/1-IP37	IP	14.08.19	115,410.98	98,099.33	17,311.65	0.00	0.00	0.00
14/IS/1-IP38	IP	14.10.06	113,484.49	96,461.82	17,022.67	0.00	0.00	0.00
14/IS/1-IP39	IP	14.10.22	70,511.50	59,934.77	10,576.73	0.00	0.00	0.00
14/IS/1-IP40	IP	14.12.09	62,689.64	53,286.19	9,403.45	0.00	0.00	0.00
14/IS/1-IP41	IP	14.12.11	182,087.04	154,773.98	27,313.06	0.00	0.00	0.00
15/IS/1-IP42	IP	15.03.24	100,017.73	85,015.07	15,002.66	0.00	0.00	0.00
15/IS/1-IP43	IP	15.06.10	57,536.45	48,905.98	8,630.47	0.00	0.00	0.00
15/IS/1-IP44	IP	15.09.03	61,092.13	51,928.31	9,163.82	0.00	0.00	0.00
15/IS/1-IP45	IP	15.09.08	61,799.91	52,529.92	9,269.99	0.00	0.00	0.00
15/IS/1-IP46	IP	15.10.14	70,768.22	60,152.99	10,615.23	0.00	0.00	0.00
15/IS/1-IP47	IP	15.10.23	62,120.74	52,802.63	9,318.11	0.00	0.00	0.00
15/IS/1-IP48	IP	15.12.15	39,107.72	33,241.56	5,866.16	0.00	0.00	0.00
15/IS/1-IP49	IP	15.12.18	50,564.17	42,979.55	7,584.62	0.00	0.00	0.00
16/IS/1-IP50	IP	16.03.22	44,097.99	37,483.29	6,614.70	0.00	0.00	0.00
16/IS/1-IP51	IP	16.04.06	74,794.73	63,575.52	11,219.21	0.00	0.00	0.00

Priority axis 2

MA (total approved: 1,486,987.35)			1,406,821.02	1,195,797.86	211,023.16	181,440.00	154,224.00	27,216.00
09/MA/2-IP1	IP	09.10.08	39,725.65	33,766.8	5,958.85	0.00	0.00	0.00
10/MA/2-IP2	IP	10.04.30	6,509.45	5,533.03	976.42	0.00	0.00	0.00
10/MA/2-IP3	IP	10.08.03	61,548.02	52,315.82	9,232.20	0.00	0.00	0.00
10/MA/2-IP4	IP	10.09.13	47,306.68	40,210.68	7,096.00	0.00	0.00	0.00
10/MA/2-IP5	IP	10.10.22	27,357.98	23,254.28	4,103.70	0.00	0.00	0.00
10/MA/2-IP6	IP	10.12.21	21,455.09	18,236.83	3,218.26	0.00	0.00	0.00

Beneficiary / Number of RfP	Type of RfP ¹¹	Date of CA approval / rejection (yy.mm.dd)	Interim payment			Clearance of advance payment		
			Total	ERDF	National contribution	Total	ERDF	National contribution
10/MA/2-IP7	IP	11.01.17	24,884.96	21,152.22	3,732.74	0.00	0.00	0.00
11/MA/2-IP8	CoAP	11.05.05	0.00	0.00	0.00	50,250.82	42,713.20	7,537.62
11/MA/2-IP9	IP	11.08.24	8,076.01	6,864.61	1,211.40	0.00	0.00	0.00
11/MA/2-IP10	IP	11.08.24	10,855.25	9,226.96	1,628.29	0.00	0.00	0.00
11/MA/2-IP11	IP	11.08.04	39,565.63	33,630.79	5,934.84	0.00	0.00	0.00
11/MA/2-IP12	IP	11.08.22	28,248.75	24,011.44	4,237.31	0.00	0.00	0.00
11/MA/2-IP13	IP	11.08.22	34,126.23	29,007.30	5,118.93	0.00	0.00	0.00
11/MA/2-IP14	IP	11.08.04	59,537.54	50,606.91	8,930.63	0.00	0.00	0.00
11/MA/2-IP15	IP	11.10.03	50,692.72	43,088.81	7,603.91	0.00	0.00	0.00
11/MA/2-IP16	IP	11.12.20	47,664.90	40,515.17	7,149.73	0.00	0.00	0.00
12/MA/2-IP17	IP	12.05.23	42,406.09	36,045.18	6,360.91	0.00	0.00	0.00
12/MA/2-IP18	CoAP	12.09.03	0.00	0.00	0.00	75,750.66	64,388.06	11,362.60
12/MA/2-IP19	IP	12.09.12	17,108.65	14,542.35	2,566.30	0.00	0.00	0.00
12/MA/2-IP20	CoAP	12.12.21	0.00	0.00	0.00	55,438.52	47,122.74	8,315.78
12/MA/2-IP21	IP	13.02.06	24,156.17	20,532.74	3,623.43	0.00	0.00	0.00
13/MA/2-IP22	IP	13.03.20	25,238.54	21,452.76	3,785.78	0.00	0.00	0.00
12/MA/2-IP23	IP	13.04.12	18,135.10	15,414.84	2,720.26	0.00	0.00	0.00
13/MA/2-IP24	IP	13.09.25	33,588.72	28,550.41	5,038.31	0.00	0.00	0.00
13/MA/2-IP25	IP	13.10.04	52,979.60	45,032.66	7,946.94	0.00	0.00	0.00
13/MA/2-IP26	IP	13.12.10	55,051.52	46,793.79	8,257.73	0.00	0.00	0.00
13/MA/2-IP27	IP	13.12.17	36,584.63	31,096.94	5,487.69	0.00	0.00	0.00
14/MA/2-IP28	IP	14.06.05	58,522.20	49,743.87	8,778.33	0.00	0.00	0.00
14/MA/2-IP29	IP	14.06.03	46,679.09	39,677.23	7,001.86	0.00	0.00	0.00
14/MA/2-IP30	IP	14.07.29	42,608.93	36,217.59	6,391.34	0.00	0.00	0.00
14/MA/2-IP31	IP	14.08.12	19,618.69	16,675.89	2,942.80	0.00	0.00	0.00
14/MA/2-IP32	IP	14.10.22	55,024.17	46,770.54	8,253.63	0.00	0.00	0.00
14/MA/2-IP33	IP	14.12.01	19,231.37	16,346.66	2,884.71	0.00	0.00	0.00
14/MA/2-IP34	IP	14.12.11	58,641.61	49,845.37	8,796.24	0.00	0.00	0.00
15/MA/2-IP35	IP	15.07.24	52,063.17	44,253.69	7,809.48	0.00	0.00	0.00
15/MA/2-IP36	IP	15.09.08	31,215.26	26,532.97	4,682.29	0.00	0.00	0.00
15/MA/2-IP37	IP	15.09.23	20,956.71	17,813.20	3,143.51	0.00	0.00	0.00
15/MA/2-IP38	IP	15.09.25	22,537.37	19,156.76	3,380.61	0.00	0.00	0.00
15/MA/2-IP39	IP	15.10.27	28,570.88	24,285.25	4,285.63	0.00	0.00	0.00
15/MA/2-IP40	IP	15.10.27	27,872.98	23,692.03	4,180.95	0.00	0.00	0.00
15/MA/2-IP41	IP	15.12.15	54,306.80	46,160.78	8,146.02	0.00	0.00	0.00
15/MA/2-IP42	IP	15.12.18	19,500.56	16,575.48	2,925.08	0.00	0.00	0.00
16/MA/2-IP43	IP	16.03.22	32,804.49	27,883.81	4,920.68	0.00	0.00	0.00
16/MA/2-IP44	IP	16.05.04	926.56	787.57	138.99	0.00	0.00	0.00
16/IPMA/2-IP45	IP	16.06.07	2,936.30	2,495.85	440.45	0.00	0.00	0.00

IS (total approved: 133,096.65)			59,906.15	50,920.24	8,985.91	88,240.00	75,004.00	13,236.00
09/IS/2-IP1	IP	09.11.13	14,778.23	12,561.50	2,216.73	0.00	0.00	0.00
09/IS/2-IP2	IP	10.02.04	15,049.50	12,792.08	2,257.42	0.00	0.00	0.00
10/IS/2-IP3	IP	10.07.29	963.99	819.39	144.60	0.00	0.00	0.00
11/IS/2-IP4	IP	11.11.08	723.29	614.80	108.49	0.00	0.00	0.00
12/IS/2-IP5	IP	12.05.16	28,391.14	24,132.47	4,258.67	0.00	0.00	0.00
12/IS/2-IP6	CoAP	12.12.11	0.00	0.00	0.00	22,002.11	18,701.79	3,300.32
12/IS/2-IP7	CoAP	12.12.11	0.00	0.00	0.00	13,158.79	11,184.97	1,973.82
12/IS/2-IP8	CoAP	12.12.11	0.00	0.00	0.00	10,894.14	9,260.02	1,634.12
13/IS/2-IP9	CoAP	13.03.15	0.00	0.00	0.00	4,034.34	3,429.19	605.15
13/IS/2-IP10	CoAP	13.12.13	0.00	0.00	0.00	14,344.65	12,192.95	2,151.70
14/IS/2-IP11	CoAP	14.06.03	0.00	0.00	0.00	4,190.78	3,562.16	628.62

Beneficiary / Number of RfP	Type of RfP ¹¹	Date of CA approval / rejection (yy.mm.dd)	Interim payment			Clearance of advance payment		
			Total	ERDF	National contribution	Total	ERDF	National contribution
14/IS/2-IP12	CoAP	14.10.06	0.00	0.00	0.00	8,102.47	6,887.10	1,215.37
14/IS/2-IP13	CoAP	14.12.11	0.00	0.00	0.00	3,215.30	2,733.00	482.30
15/IS/2-IP14	CoAP	15.07.07	0.00	0.00	0.00	2,149.40	1,826.99	322.41
15/IS/2-IP15	CoAP	15.09.02	0.00	0.00	0.00	4,130.33	3,510.78	619.55
15/IS/2-IP16	CoAP	15.10.14	0.00	0.00	0.00	553.27	470.28	82.99
15/IS/2-IP17	CoAP	15.12.09	0.00	0.00	0.00	377.84	321.16	56.68
15/IS/2-IP18	CoAP	15.12.18	0.00	0.00	0.00	296.88	252.35	44.53
16/IS/2-IP19	CoAP	16.03.22	0.00	0.00	0.00	789.70	671.26	118.44

CA (total approved: 272,967.45)			272,959.51	232,015.57	40,943.94	44,560.00	37,876.00	6,684.00
09/CA/2-IP1	IP	10.05.06	74,715.45	63,508.13	11,207.32	0.00	0.00	0.00
10/CA/2-IP2	IP	11.04.27	44,552.06	37,869.25	6,682.81	0.00	0.00	0.00
11/CA/2-IP3	CoAP	11.06.27	0.00	0.00	0.00	44,560.00	37,876.00	6,684.00
11/CA/2-IP4	IP	11.06.27	30,941.30	26,300.11	4,641.19	0.00	0.00	0.00
11/CA/2-IP5	IP	11.10.13	69,130.66	58,761.06	10,369.60	0.00	0.00	0.00
12/CA/2-IP6	IP	12.04.24	30,481.62	25,909.38	4,572.24	0.00	0.00	0.00
13/CA/2-IP7	IP	13.05.02	3,987.60	3,389.46	598.14	0.00	0.00	0.00
14/CA/2-IP8	IP	14.06.03	5,178.37	4,401.61	776.76	0.00	0.00	0.00
14/CA/2-IP9	IP	14.12.10	5,294.91	4,500.67	794.24	0.00	0.00	0.00
15/CA/2-IP10	IP	15.10.23	6,053.30	5,145.30	908.00	0.00	0.00	0.00
16/CA/2-IP11	IP	16.03.23	2,624.24	2,230.60	393.64	0.00	0.00	0.00

AA (total approved: 179,913.72)			139,321.97	118,423.67	20,898.30	70,615.00	60,022.75	10,592.25
09/AA/2-IP1	IP	10.03.05	26,141.74	22,220.48	3,921.26	0.00	0.00	0.00
10/AA/2-IP2	IP	11.02.11	17,890.00	15,206.50	2,683.50	0.00	0.00	0.00
12/AA/2-IP3	IP	12.08.23	26,832.61	22,807.72	4,024.89	0.00	0.00	0.00
13/AA/2-IP4	CoAP	13.06.04	0.00	0.00	0.00	21,618.92	18,376.08	3,242.84
13/AA/2-IP5	IP	14.02.26	7,748.70	6,586.39	1,162.31	0.00	0.00	0.00
13/AA/2-IP6	IP	14.03.11	14,437.19	12,271.61	2,165.58	0.00	0.00	0.00
13/AA/2-IP7	IP	14.03.11	15,586.06	13,248.15	2,337.91	0.00	0.00	0.00
14/AA/2-IP8	CoAP	14.12.09	0.00	0.00	0.00	4,152.72	3,529.81	622.91
14/AA/2-IP9	CoAP	14.12.11	0.00	0.00	0.00	3,754.87	3,191.64	563.23
14/AA/2-IP10	CoAP	14.12.11	0.00	0.00	0.00	14,437.19	12,271.61	2,165.58
14/AA/2-IP11	CoAP	14.12.11	0.00	0.00	0.00	15,586.06	13,248.15	2,337.91
14/AA/2-IP12	IP	14.12.11	9,317.39	7,919.78	1,397.61	0.00	0.00	0.00
15/AA/2-IP13	CoAP	15.09.08	0.00	0.00	0.00	10,418.09	8,855.38	1,562.71
15/AA/2-IP14	IP	15.10.07	2,488.40	2,115.14	373.26	0.00	0.00	0.00
15/AA/2-IP15	IP/CoAP	15.10.07	4,710.53	4,003.95	706.58	647.15	550.08	97.07
16/AA/2-IP16	IP	16.04.12	9,194.58	7,815.39	1,379.19	0.00	0.00	0.00
16/AA/2-IP17	IP	16.04.12	4,974.77	4,228.56	746.21	0.00	0.00	0.00
Total approved RfP			30,564,832.16	25,980,107.30	4,584,724.86	3,322,895.87	2,824,461.48	498,434.39
Thereof priority axis 1			28,876,721.99	24,545,213.67	4,331,508.32	2,938,040.87	2,497,334.73	440,706.14
Thereof priority axis 2			1,688,110.17	1,434,893.63	253,216.54	384,855.00	327,126.75	57,728.25
Total approved IP			30,564,832.16	25,980,107.30	4,584,724.86	0.00	0.00	0.00
Total approved CoAP			0.00	0.00	0.00	3,322,895.87	2,824,461.48	498,434.39
Total rejected RfP			486,243.50	413,306.98	72,936.52	0.00	0.00	0.00

Source: CA

Annex 1, Table 2: Payments received from the European Commission (as of 31 December 2016)

Source	Application for payment	Date of submission to the European Commission (yyyy.mm.dd)	Amount requested (EUR)	Amount paid (EUR)	Date of transfer to the CA account (yyyy.mm.dd)	Difference between claimed and transferred amount (EUR)
ERDF	Advance payment	N/a	N/a	680,670.24	2007.12.14	N/a
ERDF	Advance payment	N/a	N/a	1,021,005.36	2008.06.18	N/a
ERDF	Advance payment	N/a	N/a	680,670.24	2009.02.05	N/a
ERDF	Advance payment	N/a	N/a	680,670.24	2009.04.22	N/a
ERDF	2010900701	2009.12.11	740,436.77	740,436.77	2009.12.31	0
ERDF	2011000702	2010.02.02	836,770.93	836,770.93	2010.02.22	0
ERDF	2011000703	2010.08.03	642,378.45	642,378.45	2010.09.16	0
ERDF	2011000704	2010.09.28	1,011,067.86	1,011,067.86	2010.11.15	0
ERDF	2011100705	2011.02.08	1,405,945.53	1,405,945.53	2011.03.07	0
ERDF	2011100706	2011.05.30	1,019,509.13	1,019,509.13	2011.06.21	0
ERDF	2011100707	2011.08.11	1,246,092.37	1,246,092.37	2011.09.02	0
ERDF	2011100708	2011.12.22	940,901.39	940,901.39	2012.02.10	0
ERDF	2011200709	2012.04.19	935,535.97	935,535.97	2012.05.25	0
ERDF	2011200710	2012.07.25	1,269,328.72	1,269,328.72	2012.09.18	0
ERDF	2011200711	2012.09.24	619,488.41	619,488.41	2012.10.12	0
ERDF	2011200712	2012.11.16	1,168,454.52	1,168,454.52	2013.04.02	0
ERDF	2011300713	2013.02.20	1,394,643.61	1,394,643.61	2013.05.20	0
ERDF	2011300714	2013.05.31	973,382.59	973,382.59	2013.06.25	0
ERDF	2011300715	2013.07.31	748,504.14	748,504.14	2013.11.27	0
ERDF	2011300716	2013.12.19	2,581,473.96	2,581,473.96	2014.02.20	0
ERDF	2011400717	2014.06.17	548,344.63	548,344.63	2014.06.26	0
ERDF	2011400718	2014.08.01	1,317,056.40	1,317,056.40	2014.08.26	0
ERDF	2011400719	2014.10.24	734,174.44	734,174.44	2014.12.19	0
ERDF	2011400720	2014.12.19	3,021,585.68	3,021,585.68	2015.03.02	0
ERDF	2011500721	2015.07.30	718,929.31	718,929.31	2015.09.18	0
ERDF	2011500722 ¹³	2016.03.16	1,029,205.19	904,350.76	2016.04.05	124,854
ERDF	2011600723	2016.06.20	3,833,282.95	0.00		3,833,283
Total	N/a	N/a	28,736,492.95	24,778,355.57	N/a	3,958,137

Source: CA

¹³ First sent to the European Commission on 30 November 2015, due to the revision of the financial plan, correction sent on 16 March 2016

Annex 1, Table 3: Interim applications for payment submitted to the European Commission (as of 31 December 2016)

Interim application for payment to the European Commission	Amount of interim application for payment			Date of submission to the European Commission (yyyy.mm.dd)
	Total	Priority axis 1	Priority axis 2	
2010900701	740,436.77	740,436.77	0.00	2009.12.11
2011000702	836,770.95	824,209.45	12,561.50	2010.02.02
2011000703	642,378.44	551,116.80	91,261.64	2010.08.03
2011000704	1,011,067.86	1,010,248.47	819.39	2010.09.28
2011100705	1,405,945.55	1,303,091.54	102,854.01	2011.02.08
2011100706	1,019,509.14	965,007.08	54,502.06	2011.05.30
2011100707	1,246,092.38	1,181,916.27	64,176.11	2011.08.11
2011100708	940,901.30	686,878.67	254,022.63	2011.12.22
2011200709	935,535.99	895,020.82	40,515.17	2012.04.19
2011200710	1,269,328.84	1,178,038.74	91,290.10	2012.07.25
2011200711	619,488.42	532,292.64	87,195.78	2012.09.24
2011200712	1,168,454.51	1,153,912.16	14,542.35	2012.11.16
2011300713	1,394,643.60	1,308,374.08	86,269.52	2013.02.20
2011300714	973,382.60	909,163.61	64,218.99	2013.05.31
2011300715	748,504.13	730,128.05	18,376.08	2013.07.31
2011300716	2,581,473.96	2,417,807.21	163,666.75	2013.12.19
2011400717	548,345.08	543,864.10	4,480.98	2014.06.17
2011400718	1,317,056.45	1,219,671.58	97,384.87	2014.08.01
2011400719	734,174.47	674,393.89	59,780.58	2014.10.24
2011400720	3,021,585.72	2,861,228.49	160,357.23	2014.12.19
2011500721	718,929.32	717,102.33	1,826.99	2015.07.30
2011500722 ¹⁴	1,029,205.21	850,363.67	178,841.54	2016.03.16
2011600723	3,833,282.95	3,724,236.82	109,046.13	2016.06.20
Total	28,736,493.64	26,978,456.37	1,757,982.14	N/a

Source: CA

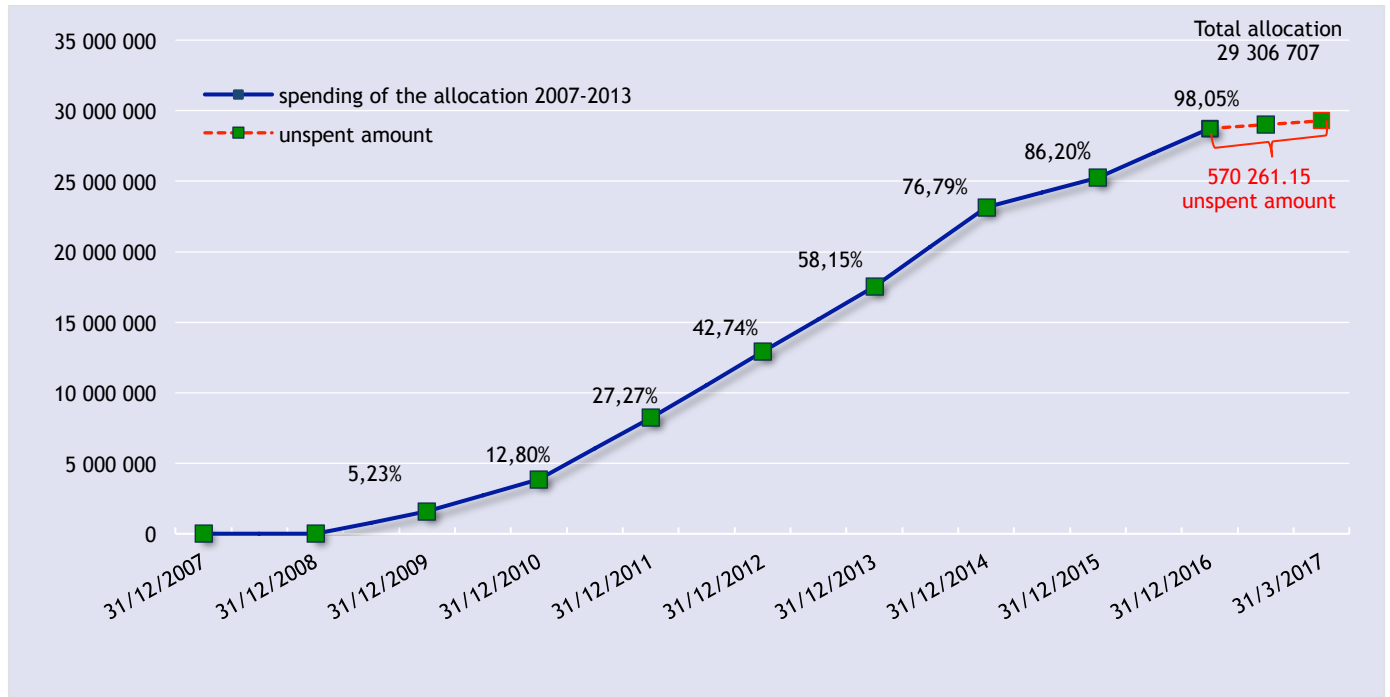
¹⁴ First sent to the European Commission on 30 November 2015, due to the revision of the financial plan, correction sent on 16 March 2016

Annex 1, Table 4: INTERACT drawdown (ERDF)

Spending (approved RfPs decreased by irregularities; EUR)	Total allocation 2007-2013 (EUR)	Spending of the total allocation 2007-2013 (%)	Decommitment 2012 (EUR)	Unspent amount (EUR)
28,736,446.08	29,306,707	98.05%	847,570	570,261.15

Source: CA

Annex 1, Chart 1: Overview of INTERACT II financial implementation (EUR, %)



Source: CA

Annex 2 Updated financial plan of INTERACT II

8.1 FINANCIAL PLAN

Overview 11: INTERACT II (2007-2013) Financial table acc. to Article 12 pt. 6 lit. a of Regulation 1080/2006

Year	ERDF in current prices
2007	3,550,259.00
2008	3,786,941.00
2009	4,200,662.00
2010	4,801,786.00
2011	5,425,275.00
2012	5,892,449.00
2013	1,649,335.00
Grand Total ERDF 2007-2013	29,306,707.00

Overview 12: INTERACT II (2007-2013) Financial table acc. to Article 12 pt. 6 lit. b of Regulation 1080/2006

	Communi- community funding	National counter- part	Indicative breakdown of the national counterpart		Total funding	Co- financing rate	For information	
			National Public funding (c)	National private funding (d)			EIB contribu- tion	Other funding
	(a)	(b) = (c)+(d)			(e) = (a)+(b)	(f) = (a)/(e)		
Priority Axis 1: Service Development and Delivery	27,548,305	4,861,466	4,861,466	0	32,409,771	85%	0	0
Priority Axis 2: Technical Assistance	1,758,402	310,307	310,307	0	2,068,709	85%	0	0
Total	29,306,707	5,171,773	5,171,773	0	34,478,480	85%	0	0

8.2 CODIFICATION

According to Article 12 pt. 5 of Regulation 1080/2006 and for information purpose only, an indicative breakdown by category of the programmed use of the contribution from the ERDF to the operational programme shall be given. Due to the nature and focus of INTERACT II, this codification is rather simple.

Dimension 1 Priority theme		Dimension 2 Form of finance		Dimension 3 Territory	
Code	Amount in €	Code	Amount in €	Code	Amount in €
81	27,548,305	01	29 306 707	00	29,306,707
85	1,758,402				
Total	29,306,707	Total	29 306 707	Total	29,306,707

Annex 3 INTERACT activities 2015

Annex 3, Table 1: INTERACT events

From (mm/dd)	To (mm/dd)	Location	Country	Lead / contributor	Work package	Service	Type of service
01/21	01/21	Madrid	Spain	IP Turku IP Valencia IP Viborg	A/05	2007-2013 Interreg programme closure	Seminar
01/22	01/22	Brussels	Belgium	IP Viborg IP Valencia IP Turku	E/19	Meeting of transnational programmes communication network	Network meeting
01/27	01/27	Luxembourg	Luxembourg	IP Viborg	E/20	Coordination meeting with the venue, Luxembourg Presidency and Commission	Meeting
01/27	01/27	N/a	N/a	IP Vienna	A/04	Online workshop on the use of eMS for the HU-HR IPA CBC programme	e-workshop
01/27	05/18	Riga	Latvia	IP Turku	C/16	Meetings of organisers of the VI Annual Forum for the EUSBSR (01/27, 02/24, 04/14, 05/18)	Meetings
01/27	01/28	Brussels	Belgium	IP Viborg IP Valencia IP Turku	D/18	INTERACT capitalisation activities - Exchange with DG REGIO D1 and D2 Units	Meeting
01/29	01/29	Lille	France	IP Valencia IP Viborg	D/18	Coordination meeting on capitalisation strategy with Interreg Europe	Meeting
02/04	02/05	Brussels	Belgium	IP Vienna IP Viborg	B/10	IPA CBC public procurement and other financial issues	Workshop
02/05	02/05	Brussels	Belgium	IP Turku	C/15	Meeting with DG REGIO, PA 'Education' and HA 'Multi level governance' on Capacity building project for the EUSBSR stakeholders	Meeting
02/12	02/13	Vienna	Austria	IP Vienna	A/04	eMS core group meeting	Workshop
02/19	02/19	Lille	France	IP Valencia IP Turku	A/01	First meeting of the working group on risk management and anti-fraud measures	WG meeting
02/24	02/24	Paris	France	IP Vienna IP Viborg IP Valencia	B/08	Evaluation plan workshop	Workshop
03/04	03/04	Rome	Italy	IP Turku IP Valencia IP Viborg	A/01	Certifying Authority networking meeting	Network meeting
03/04	03/04	Vienna	Austria	IP Vienna IP Turku IP Valencia	C/15	3 rd networking meeting of transnational programmes regarding services to macro-regional strategies	Network meeting
03/12	03/13	Malmö	Sweden	IP Viborg IP Valencia	B/14	Transnational programmes and Interreg Europe network meeting	Network meeting
03/16	03/16	Paris	France	IP Vienna	D/18	Meeting with MOT to discuss joint activities	Meeting
03/17	03/17	Stockholm	Sweden	IP Turku	C/16	Working meeting on the EUSBSR initiative on capacity building targeted for EUSBSR key stakeholders (meeting with European Commission, Norden Association and Swedish Institute)	Meeting
03/18	03/19	Lyon	France	IP Viborg IP Turku	B/14	Finance network meeting of transnational and interregional programmes	Network meeting
03/19	03/19	Löcknitz	Germany	IP Turku	B/12	Advisory for CBC Programme DE/PL Mecklenburg-Vorpommern/Brandenburg-Zachodniopomorskie Programme on 2014-2020	Advisory
03/24	03/25	Edinburgh	UK	All IPs	E/19	Communication network meeting	Network meeting
03/25	03/25	Brussels	Belgium	IP Valencia IP Viborg IP Turku	A/01	Event on anti-fraud measures for Interreg programmes	Workshop
03/25	03/26	Bruges	Belgium	IP Viborg IP Vienna IP Valencia	B/11	Workshop on project reporting and monitoring	Workshop
04/14	04/14	Madrid	Spain	IP Vienna IP Valencia	B/07	Interreg and European Groupings on Territorial Cooperation (EGTC)	Seminar
04/14	04/15	Malaga	Spain	IP Turku IP Valencia	D/18	Blue Growth - Thematic training and network meeting of maritime Interreg CBC programmes	Network meeting

From (mm/dd)	To (mm/dd)	Location	Country	Lead / contributor	Work package	Service	Type of service
04/15	04/15	Madrid	Spain	IP Vienna IP Valencia IP Turku	B/11	Project generation and development seminar for Interreg programmes	Seminar
04/15	04/15	Brussels	Belgium	IP Viborg	E/20	Coordination meeting with Luxembourg Presidency and Commission	Meeting
04/15	04/15	Riga	Latvia	IP Turku	C/16	Meeting on draft promotional video for EUSBSR Annual Forum	Meeting
04/22	04/22	Riga	Latvia	IP Turku IP Vienna IP Valencia	B/12	Workshop on cross-programme and cross-fund cooperation and exchange - Structural approach and human resources	Workshop
04/23	04/23	Vienna	Austria	IP Vienna	A/04	eMS core group meeting	Workshop
04/27	04/28	Barcelona	Spain	IP Turku IP Vienna IP Valencia	B/12	Workshop on cross-programme and cross-fund cooperation and exchange - Structural approach and human resources	Workshop
04/27	04/28	Stockholm	Sweden	IP Turku	C/16	Task Force for Communication EUSBSR workshop in Stockholm	Workshop
04/29	04/29	Barcelona	Spain	IP Valencia IP Vienna IP Turku	A/01	Designation procedure for Interreg programmes	Workshop
05/05	05/06	Stockholm	Sweden	IP Turku	B/14	10 th Network Meeting of Interreg CBC Programmes from North-East Europe	Network meeting
05/07	05/07	N/a	N/a	IP Vienna	A/04	eMS set up support to Alpine Space	e-workshop
05/14	05/14	Brussels	Belgium	MA, IP Turku		Meeting with DG NEAR on ENPI/ENI support	Meeting
06/05	06/05	Brussels	Belgium	IP Turku IP Valencia	C/15	Meeting of INTERREG MED 2014-2020, DG REGIO and INTERACT	Workshop
06/08	06/09	Vienna	Austria	IP Vienna	B/10	Study visit JTS IPA CBC RS-BiH	Meeting
06/09	06/10	Amsterdam	Netherlands	IP Viborg IP Turku	A/03	Finance meeting of cross-border programmes (EU North-East and North-West zones)	Network meeting
06/09	06/10	Vienna	Austria	IP Vienna	A/04	eMS training for basic users	Training
06/10	06/10	Brussels	Belgium	IP Turku	D/17	3 rd KEEP 2.0 Group meeting	Meeting
06/11	06/11	Vienna	Austria	IP Vienna	A/06	State Aid and Territorial Cooperation working group	Meeting
06/11	06/11	Brussels	Belgium	IP Turku, IS	B/07	Meeting with DG REGIO E1 to discuss synergies between INTERACT services and TAIEX REGIO PEER2PEER	Meeting
06/12	06/12	Budapest	Hungary	IP Vienna	B/08	Impact evaluation workshop	Workshop
06/16	06/17	Vienna	Austria	IP Vienna	A/04	eMS training for advanced users and IT administrators	Training
06/23	06/23	Dubrovnik	Croatia	IP Vienna IP Valencia	B/10	Public procurement and financial control in IPA II CBC for AAs and FLCs	Workshop
06/23	06/25	Dublin	Ireland	IP Viborg	B/13	Interreg Project Management Summer Camp	Seminar
06/24	06/24	Dubrovnik	Croatia	IP Valencia IP Vienna IP Viborg	A/01	6 th meeting of ETC Audit Authorities and members of Groups of Auditors in ETC	Network meeting
06/25	06/25	Vienna	Austria	IP Vienna	C/15	Handover meeting and training on EUSDR communication for the Danube Strategy Point	Meeting
06/25	06/26	Luxembourg	Luxembourg	IP Viborg	E/20	Coordination meeting with the Luxembourg partners and EC (DG REGIO and SCIC) on the final details of the event	Meeting
07/16	07/16	Brussels	Belgium	IP Viborg	E/20	Coordination meeting with moderator and cartoonist of the 25 years of Interreg event	Meeting
08/25	08/25	Ljubljana	Slovenia	IP Vienna	A/04	eMS training	Training
09/03	09/03	Brussels	Belgium	IP Viborg	E/20	Last coordination meeting with moderator and cartoonist of the 25 years of Interreg event	Meeting
09/03	09/04	Stockholm	Sweden	IP Turku	C/16	Task Force for EUSBSR communication meeting	Workshop
09/08	09/08	Brussels	Belgium	IP Turku	B/12	Training for Interreg Monitoring and Steering Committee members	Training
09/08	09/08	Brussels	Belgium	All IPs	C/16	Meeting on support services to macro-regional cooperation between Macro-Regional Teams at DG REGIO and INTERACT	Workshop
09/10	09/11	Berlin	Germany	IP Vienna IP Turku IP Valencia	A/06	State Aid, eMS and KEEP for the German national Interreg network	Workshop

From (mm/dd)	To (mm/dd)	Location	Country	Lead / contributor	Work package	Service	Type of service
09/15	09/16	Esch-Belval	Luxembourg	All IPs	E/20	25 years of Interreg, including project slam, poster exhibition and EC Day 2015 kick-off	Conference
09/21	09/21	Valencia	Spain	IP Valencia	E/21	EC Day 2015 Valencia local event - Conference	EC Day local event
09/22	09/22	Marseille	France	IP Viborg IP Vienna	B/11	Project Selection Process Workshop	Workshop
09/23	09/23	Marseille	France	IP Valencia IP Viborg IP Turku	A/02	Finance meeting of programmes in the Mediterranean Area	Meeting
09/24	09/24	Marseille	France	IP Viborg IP Valencia	B/09	2 nd Meeting on Harmonised Implementation Tools (HIT) with Cross-Border Cooperation and Transnational Cooperation Programmes in the Mediterranean Area	Meeting
09/24	09/24	Bratislava	Slovakia	MA/IS	E/21	EC Day 2015 Bratislava local event	EC Day local event
09/25	09/25	Vienna	Austria	IP Vienna	B/08	Evaluation event for Transnational programmes	Workshop
10/06	10/07	Vienna	Austria	IP Vienna IP Valencia	A/04	Monitoring Systems Network Meeting	Network meeting
10/13	10/13	Brussels	Belgium	IP Turku IP Vienna IP Valencia	C/15	Co-organisation of the Open Days workshop 'How could result-oriented transnational cooperation best be organised? Capitalising on past experiences to address present and future challenges'.	Workshop
10/15	10/16	Brussels	Belgium	IP Viborg IP Valencia IP Turku	B/13, B/14, E/19	Joint Project and Communication Officers' Network Meeting for Transnational and Interregional Programmes	Network meeting
10/20	10/21	Ostend	Belgium	IP Turku IP Valencia	D/18	Coastal and Maritime Tourism - Knowledge of the Seas Network meeting	Network meeting
10/20	10/21	Vienna	Austria	IP Vienna	B/14	Regional Network Meeting for Central and Eastern Europe	Network meeting
10/27	10/28	Cracow	Poland	IP Turku	B/14	Regional Network Meeting for North East Europe	Network meeting
11/10	11/10	Helsinki	Finland	IP Turku	D/17	Meeting of the ENPI CBC programmes implemented in Finland and INTERACT Point Turku	Meeting
11/11	11/11	Valencia	Spain	IP Valencia	D/18	First meeting of the Mediterranean Interreg and ENI programmes	Lab group meeting
11/12	11/12	Vienna	Austria	IP Vienna IP Turku	B/08	Evaluation Plan Workshop for Cross-border Programmes	Workshop
11/12	11/12	Valencia	Spain	IP Valencia IP Viborg	D/18	Meeting of the Med Lab Group on Enhancement of SMEs competitiveness in Southern Europe	Meeting
11/17	11/17	Rome	Italy	IP Vienna IP Turku IP Valencia	B/12	Do we really understand each other? A workshop for a better understanding of roles and responsibilities in Interreg programmes	Workshop
11/17	11/20	Lisbon	Portugal	IP Viborg IP Vienna	B/13	Interreg Project Management Winter Camp 2015	Seminar
11/17	11/18	Vienna	Austria	IP Vienna	A/04	eMS training for CAs	Seminar
11/19	11/20	Vienna	Austria	IP Vienna	A/04	eMS training for advanced users	Seminar
11/24	11/24	Malta	Malta	IP Valencia IP Viborg IP Turku	A/03	Advisory service to Malta authorities on Interreg programmes financial management with eligibility of expenditures	Advisory
11/27	11/27	Vienna	Austria	IP Vienna IP Valencia	A/01	Second meeting of the working group on risk management and anti-fraud measures	Workshop
12/03	12/03	Norwich	United Kingdom	IP Turku	A/03	Advisory service to Channel Programme authorities on Interreg programmes financial management in the context of financial flows	Advisory
12/03	12/04	Vienna	Austria	IP Turku IP Vienna	B/12	Coordination competences for cooperation with other funding programmes	Workshop

Annex 3, Table 2: INTERACT support to external events

From (mm/dd)	To (mm/dd)	Location	Country	Lead / contributor	Work package	Name and type of event	Role of INTERACT
01/13	01/13	Copenhagen	Denmark	IP Turku	D/18	Meeting with EUSBSR PAC Safe & Ship to discuss possible thematic training for Maritime CBC Network in 2015	Content Contribution
01/16	01/16	Paris	France	IP Viborg	D/18	Cross-border Strategic Committee on Observation (initiated by French authorities and coordinated by MOT)	Presentation of the scoping study
01/21	01/21	Ancona	Italy	IP Vienna	C/15	ADRION transnational programme task force, WG TO 11, EUSAIR Gov. Board	Presentation and facilitation
01/27	01/28	Brussels	Belgium	IP Turku	C/15	Meeting to discuss Maritime CBC Network with DG Regio D2 CBC Unit and DG MARE combined with meeting with DG REGIO to discuss EC training for MAs	Content contribution, presentation
02/05	02/05	Prague	Czech Republic	IP Turku	D/17	Projects Reporting and Monitoring Systems Users Group meeting	Presentation of KEEP 2.0 automatic update procedure
02/12	02/12	Brussels	Belgium	IP Valencia IP Viborg	F/27	DG REGIO event 'Get to know your Interreg colleagues'	Presentation and stands
02/17	02/17	Seville	Spain	IP Turku	C/15	Meeting between DG REGIO, JRC, INTERACT and INTERREG Europe on horizontal cooperation aspects across the institutions	Presentation
02/25	02/25	Riga	Latvia	IP Turku	C/16	Meeting of NCPs for the EUSBSR	Content contribution on flagships
02/25	02/25	Vienna	Austria	IP Vienna	A/04	Austrian CBC meeting, presentation on eMS	Presentation
03/17	03/18	Venafro	Italy	IP Vienna	C/15	Support to ADRION TO 11 working group (EUSAIR support)	Facilitation and moderation
03/18	03/18	Stockholm	Sweden	IP Turku	C/15	Presentation on INTERACT horizontal support to EU Macro-Regional Strategies; Swedish Baltic Sea Network meeting	Presentation
03/24	03/25	Brussels	Belgium	IP Valencia	D/18	The MED Programme capitalisation: Contributing to a stronger Europe	Presentation, promoting Interreg / INTERACT capitalisation
03/31	03/31	Stockholm	Sweden	IP Turku	B/14	ERFA INTERREG network meeting	Presentation
04/15	04/16	Turku	Finland	IP Turku	C/16	Union of the Baltic Cities seminar on Communication activities relevant for EUSBSR	Seminar, Presentation, part of panel discussion
04/21	04/21	Trieste	Italy	IP Vienna	C/15	Conference at CEI on Macro-Regional Strategies and Transport	Presentation, promoting Interreg
04/28	04/28	Valencia	Spain	IP Valencia	D/18	Smile Project final Conference (MED Programme)	Facilitation and moderation
05/07	05/08	Bologna	Italy	IP Vienna	C/15	Support to ADRION TO 11 working group on EUSAIR governance support	Facilitation and moderation
05/19	05/19	Riga	Latvia	IP Turku	B/14	Central Baltic programme annual event	Presentation
05/29	05/29	Rome	Italy	IP Vienna	C/15	Support to ADRION TO 11 working group on EUSAIR governance support	Facilitation and moderation
06/02	06/02	Brussels	Belgium	IP Turku	C/16	Meeting of National Coordinators for the EUSBSR	Presentation
06/03	06/03	Brussels	Belgium	IP Turku	C/15	High Level Group meeting for macro regional strategies	Presentation
06/04	06/04	Brussels	Belgium	IP Turku	C/15	Participation in the interregional group on the EUSBSR, Committee of Regions	Presentation
06/04	06/04	Turku	Finland	IP Turku	C/15	Baltic Sea Region Forum/What does the cold peace between EU and Russia mean for the Baltic Sea region	Facilitation
06/08	06/08	Brussels	Belgium	IP Vienna	C/15	Support on financial issues to ADRION TO 11 lead partner, meeting at EC	Facilitation
06/15	06/16	Jurmala	Latvia	IP Turku IP Vienna IP Valencia	C/16	VI Annual Forum of the EUSBSR	Workshop, presentation, stand at networking village promoting INTERACT services to macro-regional strategies

From (mm/dd)	To (mm/dd)	Location	Country	Lead / contributor	Work package	Name and type of event	Role of INTERACT
06/25	06/25	Ispra	Italy	IP Valencia	C/15	EESC hearing on the EU Strategy for the Alpine Region	Presentation, promoting Interreg
07/01	07/02	Pisa	Italy	IP Valencia	D/18	Kick-off conference of the IT-FR Maritime Programme	Facilitation
07/07	07/07	Bologna	Italy	IP Vienna	C/15	Support to TO 11 WG of ADRION programme	Facilitation
09/10	09/10	Silkeborg	Denmark	IP Viborg	A/02	Advisory on eligibility of expenditure to Danish ETC programmes (in the framework of the meeting of the Danish ETC network)	Advisory
09/15	09/15	Gdansk	Poland	IP Turku	C/16	Meeting of National Coordinators for the EUSBSR	Presentation
09/21	09/21	Valencia	Spain	IP Valencia	E/21	EC Day local event in Valencia (in collaboration with the Branch office for the Western Mediterranean of the ENPI CBC MED Programme)	Presentation and support to organisation
10/06	10/07	Zagreb	Croatia	IP Vienna	C/15	Support to EUSAIR TO 11 WG and Governing Board meeting	Facilitation
10/08	10/08	Santander	Spain	IP Valencia	D/17	Kick-off meeting of the Interreg Sudoe Programme 2014-2020	KEEP presentation
10/09	10/09	Vienna	Austria	IP Vienna	A/06	Support at Central Europe Internal State Aid training	Advice
10/13	10/13	Brussels	Belgium	IP Viborg	D/18	Open Days 2015 workshop on SME involvement in ETC Programmes	Facilitation
10/14	10/14	Brussels	Belgium	IP Vienna	B/07	Open Days 2015 Workshop Cross-border urban integration: European groupings of territorial cooperation in twin cities and cross-border agglomerations	Participation and support in organisation
10/26	10/29	Malmö	Sweden	IP Turku	C/16	Leadership prog. for EUSBSR communication, part 1 (4 days)	Presentation, running parts of the training programme, offering Plain English Training
10/29	10/29	Warsaw	Poland	IP Turku	C/16	Meeting of National Coordinators for the EUSBSR	Presentation
11/04	11/04	Geneva	Italy	IP Valencia	D/18	Final event of the IT-FR Maritime Programme	Presentation
11/11	11/12	Luxembourg	Luxembourg	IP Valencia	D/18	Conference Road transport: social dumping and cross-border infrastructure integration organised by EESC and the Economic and Social Council of the Grand Duchy of Luxembourg	Presentation
11/13	11/13	La Hulpe	Belgium	IP Turku IP Viborg	B/07	DG REGIO internal away-day	Moderation
11/19	11/19	Copenhagen	Denmark	IP Viborg	A/02	Advisory on eligibility of expenditure to the Northern Periphery and Arctic Programme (in the framework of the National First level Control Seminar)	Advisory
11/25	11/25	Brussels	Belgium	IP Turku	D/17	Presentation of KEEP to Commission DGs and other EU institutions	Presentation of the KEEP website, functions and overall plan of development
11/26	11/27	Thessaloniki	Greece	IP Vienna	B/10	Advisory on IPA CBC shared management	Advisory
11/30	12/03	Turku	Finland	IP Turku	C/16	Leadership prog. for EUSBSR communication, part 2 (4 days)	Several presentation, training on storytelling, running parts of the four-day seminar
12/10	12/10	Warsaw	Poland	IP Turku	C/16	EU Strategy for the Baltic Sea Region Seminar 'Positive change in the Baltic Sea Region'	Organisation and moderation of two sessions
12/11	12/11	Warsaw	Poland	IP Turku	C/16	Meeting of National Coordinators for the EUSBSR and ESIF (ERDF) programmes	Presentation and moderation

Annex 3, Table 3: INTERACT participation at external events

From (mm/dd)	To (mm/dd)	Location	Country	Lead / contributor	Work package	Event	Type of event
01/19	1/20	Brussels	Belgium	IP Viborg	A	Financial Instruments 2014-2020 under European Structural and Investment Funds (ESIF)	Conference
01/20	01/20	Brussels	Belgium	IP Valencia	D/18	Smart cooperation in coastal and maritime tourism	Conference
01/28	01/29	London	UK	IP Turku	E/25	Learning skills / Learning Technology use	Conference
02/04	02/06	Riga	Latvia	IP Valencia	B/07	EU Cohesion Policy Conference Challenges for the New Cohesion Policy 2014-2020	Conference
02/25	02/25	Madrid	Spain	IP Valencia	D/18	Interreg Europe Info-day	Conference
03/03	03/03	Brussels	Belgium	IP Vienna	B/07	EGTC Platform Annual Meeting	Conference
03/05	03/05	Brussels	Belgium	IP Viborg, IP Valencia	B/12, B/07	Local and Regional Partners Contributing to Europe 2020	Conference
03/05	03/06	Brussels	Belgium	IP Valencia	D/18	Pan European dialogue between cruise operators, ports and coastal tourism stakeholders	Conference
03/24	03/24	Brussels	Belgium	IP Turku	B/12	Regio Peer 2 Peer Launch Event	Conference
03/24	03/25	Brussels	Belgium	IP Valencia	B/18	Contributing to a stronger Europe - MED programme capitalisation event	Conference
03/26	03/27	Kiel	Germany	IP Turku	C/15	Blue Growth in the Baltic: Kick-off Conference of Maritime Stakeholder Platform in the BSR	Conference
04/14	04/15	Brussels	Belgium	IP Viborg	A/01	Commission training seminar: Management and control, management verifications	Seminar
04/16	04/17	Budapest	Hungary	IP Vienna	B/07	The 4 th Meeting of the EGTC Approval Authorities	Conference
04/27	04/27	Barcelona	Spain	IP Turku	B/07	Inter-Programme Capacity and Competence regional meeting	Conference
05/05	05/05	Munich	Germany	IP Vienna	C/15	Alpine Space meeting on macro-regional strategies	Meeting
05/07	05/07	N/a	N/a	IP Vienna	B/08	IT-SI CBC task force meeting online participation	Meeting
05/19	05/19	Luxembourg	Luxembourg	IP Viborg	B/12	The need for specific legal provisions to boost cross-border cooperation, organised by the Luxembourgish presidency	Meeting
06/04	06/04	Brussels	Belgium	IP Turku	C/15	5 th meeting of the COOPERATION network extended matrix (COOPnet)	Meeting
06/18	06/19	Brussels	Belgium	IP Vienna	B/08	Evaluation network of the MSs and the European Commission	Meeting
06/22	06/24	Marseille	France	IP Valencia	C/15, D/18	Interreg MED 2014-20 kick-off "Setting sails at the docks"	Conference
06/23	06/24	Lille	France	IP Viborg, IP Valencia, IP Vienna, MA/IS	E/20	INFORM meeting	Meeting
06/29	06/29	Brussels	Belgium	IP Turku	C/15	DG REGIO Training on Macro-regional Strategies & 6th meeting of the COOPERATION network extended matrix (COOPnet); Funding macro-regional projects in ESIF 2014-20 programmes	Meeting
09/23	09/23	Riga	Latvia	IP Turku	E/21	Estonia-Latvia-Russia ENPI CBC Closing Conference	Conference
10/13	10/13	Brussels	Belgium	IP Turku	B/08, B/12	Open Days (2 different workshops on territorial impact assessment; competency framework)	Conference
11/05	11/06	Brussels	Belgium	IP Vienna	B/08	Evaluation meeting with MSs	Meeting
11/12	11/12	Brussels	Belgium	IP Vienna	B/07	EGTC meeting with AEBR and Committee of the Regions	Meeting
11/13	11/13	Brussels	Belgium	IP Vienna	B/07	AEBR and Committee of the Regions conference "The future of Cross-Border Cooperation in Europe"	Conference
12/10	12/11	Bucharest	Romania	IS	E/20	INFORM meeting	Conference

Annex 3, Table 4: INTERACT tools, written and audio-visual publications

Month	Lead / contributor	Work package	Title	Type
January	IP Valencia	D/18	Draft scheme for Interact III Capitalisation Strategy	Study
February	IP Valencia	E/27 ¹⁵	Study on the thematic objectives of Interreg programmes 2014-2020 in the Mediterranean	Study
February	IP Vienna	B/08	Improve you evaluation process - online repository of evaluation related documents	Online tool
February	IP Vienna	B/08	Update of Q&A on Evaluation Plan	Publication
February	IP Viborg	D/18C/17 ¹⁶	Study on labour market integration across borders	Study
February	IP Viborg	D/18C/17 ¹⁷	Interreg scoping study, volume 1a: Action potentials of cross-border & transnational cooperation under the Thematic Objectives of the ESIF 2014-2020	Study
February	IP Viborg	D/18C/17 ¹⁸	Interreg scoping study, volume 1b: A thematic analysis of territorial developments and Interreg/ETC investments in the period 1990-2013	Study
February	All IPs, MA/IS	E/22	INTERACT newsletter winter 2014/2015: 2015 calling... How can we help you?	Newsletter
February	IP Viborg	A/02	Update of Q&A on eligibility	Online tool
February	IP Valencia	D/18	Report on capitalisation practises and management in Interreg programmes	Report
February	IS, all IPs	E/22	INTERACT newsflash February 2015	Newsflash
March	IP Turku	E/21	When horses challenge tractors - a showcase of local events in European Cooperation Day 2012, 2013 and 2014	Publication
March	IP Valencia	F/35 ¹⁹	Communication toolkit (first draft)	Tool
March	IP Vienna	B/08	Questionnaire and Q&A outline on impact evaluation	Tool
March	IP Turku	D/17	New KEEP website	Website
March	IP Turku	D/17	KEEP reporting tool	Online tool
March	IP Vienna	A/04	Extended bugs-fixing in core group servers (Central Baltic and Central EU)	e-tool
March	IS, all IPs	E/22	INTERACT newsflash March 2015	Newsflash
April	IP Vienna	B/07	Flyer promoting EGTCs to Interreg	Publication
April	IP Viborg	A/02	Overview of eligibility and simplified costs options in TN and IR programmes	Online tools (basecamp)
April	IP Vienna	B/08	Overview of intervention logics of adopted cooperation programmes	Online tools (basecamp)
April	IP Vienna	A/06	State Aid and Territorial Cooperation Q&A	Publication
April	IP Turku	A/01	Q&A for Certifying Authorities on 2014-2020	Publication
April	IP Valencia	A/01	Q&A on Designation	Publication
May	IP Turku	D/17	Flyer regarding new EUSBSR data in KEEP	Publication
May	IP Viborg	B/09	Report on the use of HIT tools	Report
May	IP Turku	D/17	Publication of EUSBSR project data in KEEP	On-line tool
May	IP Turku	C/16	Promo for the VI Annual Forum of the EUSBSR	Video
May	IP Turku	C/16	Special issue of the EUSBSR newsletter for the VI Annual Forum of the EUSBSR	Newsletter
May	IP Turku	C/16	The alignment of funding to support the EUSBSR: Where do we stand?	Publication
May	IP Vienna	A/04	Summary of legal requirements applicable to monitoring systems of ETC programmes	Factsheet
May	IS, all IPs	E/22	INTERACT newsflash May 2015	Newsflash
June	IP Turku	C/16	Cooperation methods and tools applied by ESIF programmes for 2014-2020 to support implementation of the EUSBSR	Publication
June	IP Turku	C/15	Macro-regional vocabulary	Publication
June	IP Vienna	A/04	eMS milestone 2 (incl. Reporting and FLC, Project reporting, Monitoring of indicators and Payment)	Tool
June	IP Vienna	A/04	eMS Flyer	Publication
June	IP Valencia	D/18	Med Lab Group - Short term strategy	Tool
July	IP Turku	E/21	EC Day video	Video
July	IP Turku	E/21	EC Day website	Website
July	IP Turku	E/21	EC Day mobile application	Online tool
July	IP Viborg IP Valencia	E/21	Interreg song	Audio

¹⁵ JAWP 2014 work package E/27 Thematic capitalisation and links with the thematic objectives¹⁶ JAWP 2014 work package C/17 Result Orientation in ETC¹⁷ JAWP 2014 work package C/17 Result Orientation in ETC¹⁸ JAWP 2014 work package C/17 Result Orientation in ETC¹⁹ JAWP 2014 work package F/35 Communication toolkit

Month	Lead / contributor	Work package	Title	Type
July	IP Viborg IP Valencia	E/22	INTERACT newsletter summer 2015: Interreg 25 years	Newsletter
July	IP Viborg	A/02	Updated matrix of costs	Fact sheet
July	IP Vienna	B/10	Public procurement in Interreg - IPA CBC programmes	Handbook
July	IP Viborg	B/09	Project Reporting in ETC Programmes: Analysis of 2007-2013 Practices	Handbook
September	IP Vienna	A/04	eMS poster	Publication
September	IP Turku	C/16	EUSBSR newsletter September 2015	Newsletter
September	IP Viborg	E/20	Le Dessous des cartes - The EU: borders that bring together - 25 years of Interreg	Film
September	IP Viborg	E/20	Interreg slogan and mural	Mural
September	IP Valencia	E/20	Project slam libretto	Publication
September	IP Vienna	B/08	Q&A on Impact evaluation	Publication
September	IP Vienna	A/04	eMS milestone 3 (incl. Irregularities and recoveries, Audit and CA)	Tool
September	IP Vienna	A/04	E-learning for eMS (podcasts for installation/configuration/use of the eMS)	e-tool
September	IP Viborg	A/02	Overview of Interreg programme eligibility rules	Online tool
September	IS, all IPs	E/22	INTERACT newsflash September 2015	Newsflash
October	IP Viborg	B/12	Typology of Interreg Projects - Measuring main project achievements across Interreg programmes in 2007-2013	Study
October	IP Turku IP Vienna IP Valencia	C/15	Macro-regional Glossary	Publication
October	IP Turku IP Vienna IP Valencia	C/15	Stickers for macro-regional strategies	
October	IP Turku	C/15	Outcomes of the online survey 'Questionnaire to identify common issues and needs to support macro-regional cooperation'	Survey
October	IS, all IPs	E/22	INTERACT newsflash October 2015	Newsflash
November	IP Turku	A/05	11 short videos on programme closure 2007-2013	Video
November	IP Turku	B/12	Publication on Contact Points in Interreg programmes	Publication
November	IP Turku	D/17	Five additional thematic maps published in KEEP	Online tool
November	IP Viborg	A/02	Updated matrix of costs (v4)	Fact sheet
November	IP Vienna	A/04	eMS simplified budget lines	eTool
November	IP Vienna	A/04	eMS set up support and bugs fixing	eTool
December	IP Viborg, all IPs	B/11	Programme Management Handbook (composed of 36 factsheets published in the following order: May 2015, 10 factsheets: Historical view of Interreg / ETC, Human Resources, Technical Assistance, Expenditure Outside The Eligible Area, Project Selection Process, Knowledge management and capitalisation in Interreg, Communication Strategy, External Communication, Internal Communication and Complaints Procedure; June 2015, 9 factsheets: EGTC, Legal Documents, Contracting, Financial Flows and De-commitment, First Level Control, Monitoring System, Public Procurement, State Aid and Programme closure; December 2015, 17 factsheets: Alignment of Funding, Territorial Development and Implementation Tools, Programme Implementation Framework, Achieving result-orientation through the use of the Intervention Logic and the Performance Framework, Programme Strategy Process, Involvement of SMEs, Anti-fraud measures, Audit, Eligibility of Expenditure, Errors, financial corrections, irregularities, recoveries and withdrawals, Programme Budget, Project Generation, Programme Monitoring, Project Closure, Evaluation, Europe-wide database of Territorial Cooperation projects and partners, Risk Assessment) ²⁰	Handbook
December	IP Viborg	B/13	Project Management Handbook	Handbook
December	IP Valencia	D/18	Let's Capitalise!	Survey
December	IP Turku	B/12	Video on Inter-programme Exchange	Video
December	IP Turku	C/16	Communication Strategy for EUSBSR	Publication
December	IP Turku	C/16	Communication tool-kit for EUSBSR (developed with Swedish Institute)	Handbook
December	IP Valencia	D/18	Interact III Capitalisation plan (first draft)	Tool
December	IS, all IPs	E/22	INTERACT newsflash December 2015	Newsflash
December	IP Turku	B/12	Inter-programme exchange in Interreg - The example from the Interreg Flanders - Netherlands Programme ²¹	Video

²⁰ With the addition of 17 factsheets in December, the Programme Management Handbook is complete

²¹ Completed in December 2015, published in January 2016

Month	Lead / contributor	Work package	Title	Type
January-December	IP Viborg	A/02	Basecamp forums on eligibility of expenditure	Online tool (basecamp)
January-December	IP Vienna	B/08	Basecamp forums on Results and Evaluation	Online tool (basecamp)
January-December	IP Viborg	E/19	Basecamp forum for communication network (all programmes)	Online tool (basecamp)
January-	IP Viborg	E/24	Production of individual programme logos based on the Interreg logo	Tools
January-December	IP Valencia	C/15	EUSAIR visual identity (logos, templates, roll-ups, stands, etc.)	Visual identity
January-December	IP Valencia	C/15	EUSAIR website	Website
July-December	IP Valencia	A/01	Basecamp forum on anti-fraud measures	Online tool (basecamp)
December	IP Turku	B/12	Basecamp forum on Inter-programme Capacity and Competence	Online tool (basecamp)

Annex 3, Table 5: INTERACT management and coordination activities

From (mm/dd)	To (mm/dd)	Location	Country	Lead / contributor	Work package	Activity	Type of activity
01/13	01/14	Copenhagen	Denmark	All IPs	F/33	Programme Management Group meeting	Meeting
01/14	01/15	Copenhagen	Denmark	All IPs, MA/IS	F/30	Quality Group meeting	Meeting
January	January	N/a	N/a	MA/IS	F/32	INTERACT six-month report submitted to the Slovak government	Reporting
02/01	04/30	N/a	N/a	IP Viborg	F/30	Use and satisfaction with INTERACT's products and services	Survey
02/02	02/03	Brussels	Belgium	All IPs, MA/IS	F/33	Coordinators Group meeting	Meeting
02/18	02/18	Bratislava	Slovakia	MA/IS, IP Viborg	F/29	Meeting on Interact III eligibility rules	Meeting
03/26	03/26	Edinburgh	UK	All IPs, MA/IS	F/33	Communication Group meeting	Meeting
04/08	04/08	N/a	N/a	IP Turku	D/17	KEEP Group meeting	Meeting
04/20	04/21	Riga	Latvia	All IPs	F/33	Programme Management Group meeting	Meeting
05/13	06/26	N/a	N/a	IP Viborg	F/31	INTERACT 2016 needs assessment online survey	Survey
05/14	05/14	Brussels	Belgium	MA/IP Turku	F/31	Meeting with DG NEAR to discuss ENPI/ENI CBC support	Meeting
05/19	05/19	Florence	Italy	MA/IS	F/33	Coordinators Group meeting	Meeting
05/19	05/19	Florence	Italy	All IPs, MA/IS	F/33	Communication Group meeting/training	Meeting
05/20	05/20	Florence	Italy	MA/IS	F/29	5 th INTERACT III Programming Committee meeting	Meeting
05/21	05/21	Florence	Italy	MA/IS	F/29	14 th INTERACT II National Contact Points meeting	Meeting
05/21	05/21	Florence	Italy	MA/IS	F/29	15 th INTERACT II Monitoring Committee meeting	Meeting
05/27	05/28	Valencia	Spain	MA/IS	F/31	Regular coordination meeting of the interregional programmes	Meeting
06/01	06/01	N/a	N/a	IP Turku	D/17	KEEP Group meeting	Meeting
06/02	06/03	Valencia	Spain	All IPs	F/33	Programme management group meeting	Meeting
06/11	06/11	Brussels	Belgium	MA/IS, IP Turku	B/12	Coordination meeting with DG Regio on their TAIEX Peer 2 Peer tool	Meeting
06/16	06/16	Jurmala	Latvia	All IPs	F/33	Programme Management Group: meeting of the sub-group on Macro-Regional Strategies	Meeting
06/24	06/25	Dubrovnik	Croatia	All IPs	F/33	Financial Management Group meeting	Meeting
06/29	06/29	N/a	N/a	MA/IS	F/32	INTERACT annual implementation report 2014 submitted to the European Commission	Reporting
08/19	08/19	N/a	N/a	All IPs	F/33	Finance Management Group meeting	Meeting
08/20	08/20	Valencia	Spain	All IPs	F/30	Quality Group meeting	Meeting
09/16	09/17	Luxembourg	Luxembourg	MA/IS	F/33	Coordinators Group meeting	Meeting
09/29	10/01	Viborg	Denmark	IP Viborg	F/31	INTERACT annual work planning team meeting	Meeting
09/30	10/01	Viborg	Denmark	MA/IS	F/33	Coordinators Group meeting	Meeting

From (mm/dd)	To (mm/dd)	Location	Country	Lead / contributor	Work package	Activity	Type of activity
10/27	10/27	Riga	Latvia	MA/IS	F/33	Coordinators Group meeting	Meeting
10/28	10/29	Riga	Latvia	MA/IS	F/29	1 st Interact III Monitoring Committee meeting	Meeting
10/29	10/29	Riga	Latvia	MA/IS	F/29	15 th INTERACT II National Contact Points meeting	Meeting
10/29	10/29	Riga	Latvia	MA/IS	F/29	16 th INTERACT II Monitoring Committee meeting	Meeting
11/10	11/10	Brussels	Belgium	MA/IS	F/33	Joint Coordinators Group-Quality Group meeting	Meeting
11/27	11/27	Berlin	Germany	MA/IS	F/33	Coordinators Group meeting	Meeting
12/01	12/01	Vienna	Austria	All IPs	C/15	Programme management group sub-group meeting for macro-regional strategies	Meeting
12/02	12/03	Vienna	Austria	All IPs	D/17	Programme management group meeting	Meeting
12/03	12/03	Brussels	Belgium	MA/IS, IP Turku	F/31	Coordination meeting with DG NEAR and ENI CBC support project	Meeting
12/03	12/04	Vienna	Austria	All IPs and IS	F/33	Communication group meeting	Meeting

Bratislava Self Governing Region
 Sabinovská 16 | P.O. Box 106
 820 05 Bratislava 25
 Slovakia

t: +421 2 48 264 310
interact@interact-eu.net
www.interact-eu.net