

RURAL DEVELOPMENT PROGRAMME 2007 – 2013

FINANCIAL EXECUTION 2015



Rural Development Programme 2007-2013 Financial Execution 2015

☞	The Malta Rural Development Programme 2007 – 2013 and the expenditure up to the end of March 2015
☞	Disbursement of funds during 2015
☞	Rural Development Programme Commitments



The Malta Rural Development Programme 2007 – 2013 and the expenditure up to the end of March 2015



Malta's Rural Development Plan 2007 – 2013 was approved by the European Commission during 2008.

The approved value of the programme is €77,653,355.

The programme is financed under the European Agricultural Fund for Rural Development.

Malta is obliged to contribute to this programme. The share that is funded out of the National funds amounts to: €23,916,092.

So, the total value of Malta's Rural Development Programme 2007-2013 is €101,569,447.



After adopting the Rural Development Programme, the European Commission provided Malta with the 7% pre-financing, as specified in Article 25 of Council Regulation (EC) No 1290/2005 on the financing of the Common Agricultural Policy.

The amount of pre-financing was €5,364,334.84.

During Financial Year 2015, Malta must present declarations of expenditure to cover the pre-financing received at the start of the programme.



Malta initiated its expenditure under the programme in July 2009.

From then on, Malta succeeded in executing payments that exceed the annual commitments set in its Rural Development Programme.

The total amount that Malta has claimed from the EU Commission up to the end of March 2015 is € 63,237,579. This is equivalent to 81.44% of the total approved allocation.


When adding the amount of pre-financing Malta will have received a total of € 68,601,913.

The remaining balance that Malta has still to declare, amounts to € 14,415,776.



The table hereunder shows the annual disbursement up to Quarter 1 of 2015:

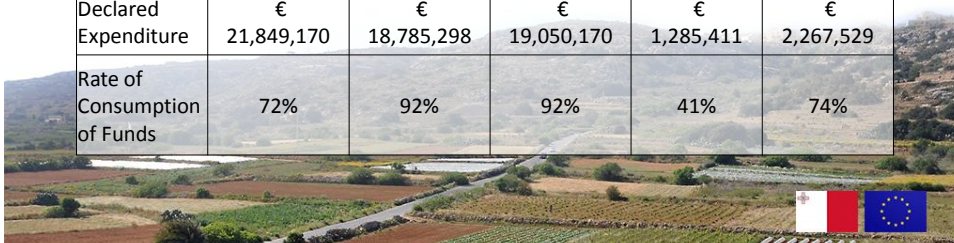
YEAR	EAFRD EXPENDITURE (€)	PUBLIC EXPENDITURE (€)
2009	5,295,216	6,693,461
2010	15,985,013	21,025,334
2011	9,963,803	13,099,041
2012	10,492,273	13,696,331
2013	9,747,338	12,752,980
2014	10,967,162	14,365,061
2015	786,777	1,026,005
TOTAL	63,237,579	82,658,213



The allocations under the Rural Development Programme are divided into 4 Axes and an amount has been reserved for Technical Assistance.

The following is a table showing how the allocation has been divided among the axes and the declared expenditure up to end of Quarter 1 of 2015:

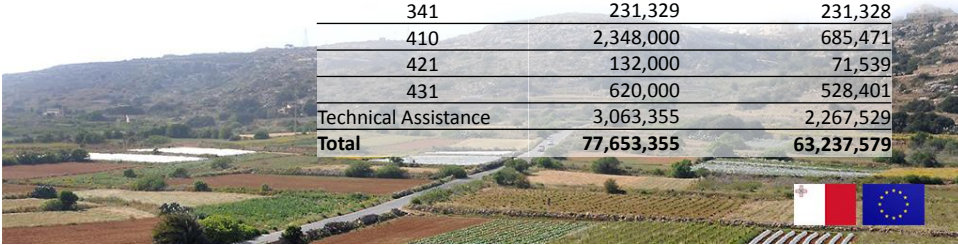
	Axis 1	Axis 2	Axis 3	Axis 4	Technical Assistance
Financial Plan (Allocation)	€ 30,234,780	€ 20,520,298	€ 20,734,922	€ 3,100,000	€ 3,063,355
Declared Expenditure	€ 21,849,170	€ 18,785,298	€ 19,050,170	€ 1,285,411	€ 2,267,529
Rate of Consumption of Funds	72%	92%	92%	41%	74%



Each Axis is subdivided into Measures.

The following is a breakdown of the approved allocations and related expenditure per measure:

Measure	Financial Plan	Declared Expenditure
	€	€
111	458,250	225,630
114	150,000	30,294
115	74,925	64,499
121	17,552,228	13,886,736
123	4,166,062	2,401,585
124	337,059	187,879
125	7,302,468	4,873,322
132	7,038	2,225
142	186,750	177,000
212	12,900,298	12,805,994
214	7,620,000	5,979,304
313	10,931,517	9,264,103
323	9,572,076	9,554,738
341	231,329	231,328
410	2,348,000	685,471
421	132,000	71,539
431	620,000	528,401
Technical Assistance	3,063,355	2,267,529
Total	77,653,355	63,237,579



Disbursement of funds during 2015



The Agriculture and Rural Payments Agency are planning to ensure that the 2015 commitment targets are achieved.

2013 Commitment	€10,663,325
Pre-financing received during 2008	€5,364,335
Funds that must be disbursed by the end of 2015	€16,027,660
Expenditure up to end of Q1-2015	€1,611,884
Remaining disbursement up to 31 st December 2015	€14,415,776
Total expenditure	€16,027,660




Rural Development Programme Commitments



Over all, the total amount allocated under Malta's Rural Development Programme 2007-2013 is committed. The following are the commitments per axis:

Rural Development Measure		Commitments			Rate of consumption
- Indicative Budget -		Declared EAFRD Expenditure (up to 31 March 2015)	Pending Commitments (EU funds)	Uncommitted funds (EU funds)	
Axis	EAFRD Contribution				
	€	€	€	€	
Axis 1	30,234,780	21,849,170	9,191,907	-806,297	102.67%
Axis 2	20,520,298	18,785,298	1,735,000	0	100.00%
Axis 3	20,734,922	19,050,170	2,429,532	-744,780	103.59%
Axis 4	3,100,000	1,285,411	1,418,817	395,772	87.23%
Technical Assistance	3,063,355	2,267,529	795,826	0	100.00%
Total	77,653,355	63,237,579	15,571,081	-1,155,305	101.49%



Axis 1 Measures

Rural Development Measure		Commitments			Rate of consumption of funds
- Indicative Budget -		Declared EAFRD Expenditure (up to 31 March 2015)	Pending Commitments (EU funds)	Uncommitted funds (EU funds)	
Measure	EAFRD Contribution				
	€	€	€	€	
111	458,250	225,630	216,653	15,968	96.52%
114	150,000	30,294	81,789	37,917	74.72%
115	74,925	64,499	10,426	0	100.00%
121	17,552,228	13,886,736	4,200,840	-535,348	103.05%
123	4,166,062	2,401,585	612,970	1,151,507	72.36%
124	337,059	187,879	132,797	16,382	95.14%
125	7,302,468	4,873,322	3,932,736	-1,503,590	120.59%
132	7,038	2,225	3,697	1,116	84.14%
142	186,750	177,000	0	9,750	94.78%
Total	30,234,780	21,849,170	9,191,907	-806,297	102.67%



Axis 2 Measures

Rural Development Measure		Commitments			Rate of consumption of funds
- Indicative Budget -		Declared EAFRD Expenditure (up to 31 March 2015)	Pending Commitments (EU funds)	Uncommitted funds (EU funds)	
Measure	EAFRD Contribution				
	€	€	€	€	
212	12,900,298	12,805,994	94,304	0	100.00%
214	7,620,000	5,979,304	1,640,696	0	100.00%
Total	20,520,298	18,785,298	1,735,000	0	100.00%

**Axis 3 Measures**

Rural Development Measure		Commitments			Rate of consumption of funds
- Indicative Budget -		Declared EAFRD Expenditure (up to 31 March 2014)	Pending Commitments (EU funds)	Uncommitted funds (EU funds)	
Measure	EAFRD Contribution				
	€	€	€	€	
313	10,931,517	9,264,103	2,188,434	-521,021	104.77%
323	9,572,076	9,554,738	241,098	-223,760	102.34%
341	231,329	231,328	0.00	0.55	100.00%
Total	20,734,922	19,050,170	2,429,532	-744,780	103.59%



Axis 4 Measures

Rural Development Measure		Commitments			Rate of consumption of funds
- Indicative Budget -		Declared EAFRD Expenditure (up to 31 March 2015)	Pending Commitments (EU funds)	Uncommitted funds (EU funds)	
Measure	EAFRD Contribution				
	€	€	€	€	
410	2,348,000	685,471	1,266,757	395,772	83.14%
421	132,000	71,539	60,461	0	100.00%
431	620,000	528,401	91,599	0	100.00%
Total	3,100,000	1,285,411	1,418,817	395,772	87.23%



Technical Assistance

Rural Development Measure		Commitments			Rate of consumption of funds
- Indicative Budget -		Declared EAFRD Expenditure (up to 31 March 2015)	Pending Commitments (EU funds)	Uncommitted funds (EU funds)	
Measure	EAFRD Contribution				
	€	€	€	€	
Technical Assistance	3,063,355	2,267,529	795,826	0	100%



Thank You

