

# MONITORING COMMITTEE for Operational Programme II

*Empowering People for More Jobs and a Better  
Quality of Life*

Cohesion Policy (2007-2013)

**Implementation Update  
17<sup>th</sup> November 2010**

## Overview

- Update on projects under implementation
- Update on Calls
- Update on Aid Schemes
  - Training Aid Framework
  - Employment Aid Programme
- Examples of ESF-funded activities
- Lisbon Agenda – Earmarking
- Monitoring and Reporting Structures
- Financial Control – On-the-Spot Checks
- Structural Funds Database (SFD)
- Information and Publicity
- Evaluation Activities
- Training and Capacity Building
- Concluding Remarks

## A Snapshot of the current OPII Projects



- OPII currently has 42 approved projects and 2 Aid Schemes as illustrated below:

PA 1	13 projects
PA 2	9 projects + 1 Aid Scheme
PA 3	14 projects + 1 Aid Scheme
PA 4	6 projects
<b>TOTAL</b>	<b>42 projects + 2 Aid Schemes</b>



## Comparative Data Analysis

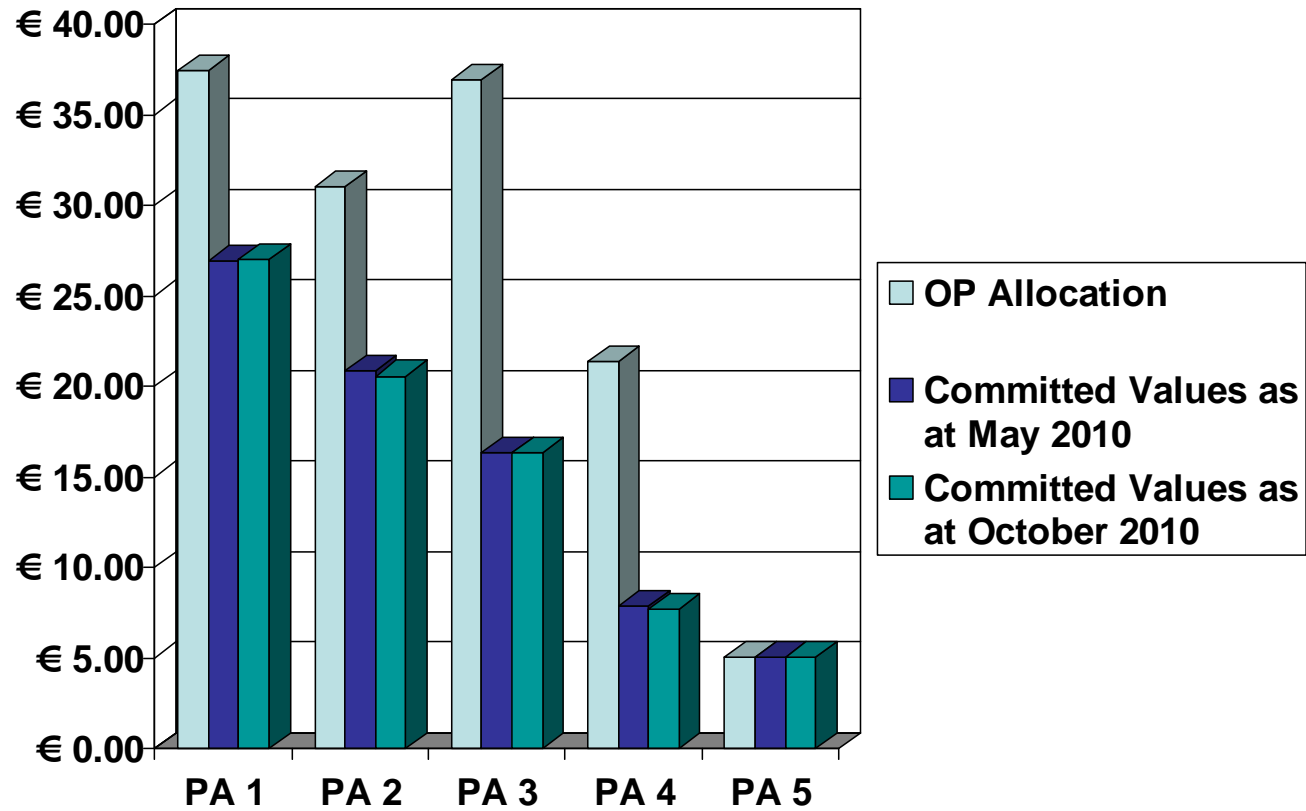
Description	Total May	Total November	Progress
OP Allocation	€131,764,705	€131,764,705	N/a
<b>Committed Allocation</b>	<b>€77,126,175</b>	<b>€76,673,282</b>	<b>- €452,893</b>
<i>% of OP allocation</i>	58.5%	58.2%	-0.3%
<b>Contracted Value</b>	<b>€27,268,781</b>	<b>€37,504,356</b>	<b>+ €10,235,575</b>
<i>% of Committed Allocation</i>	35.4%	49%	+ 13.6%
<b>Disbursed Value</b>	<b>€5,216,241</b>	<b>€10,653,673</b>	<b>+ €5,437,432</b>
<i>% of Contracted Amounts</i>	19.1%	28.4%	+ 9.3%

Planning and Priorities Co-ordination Department

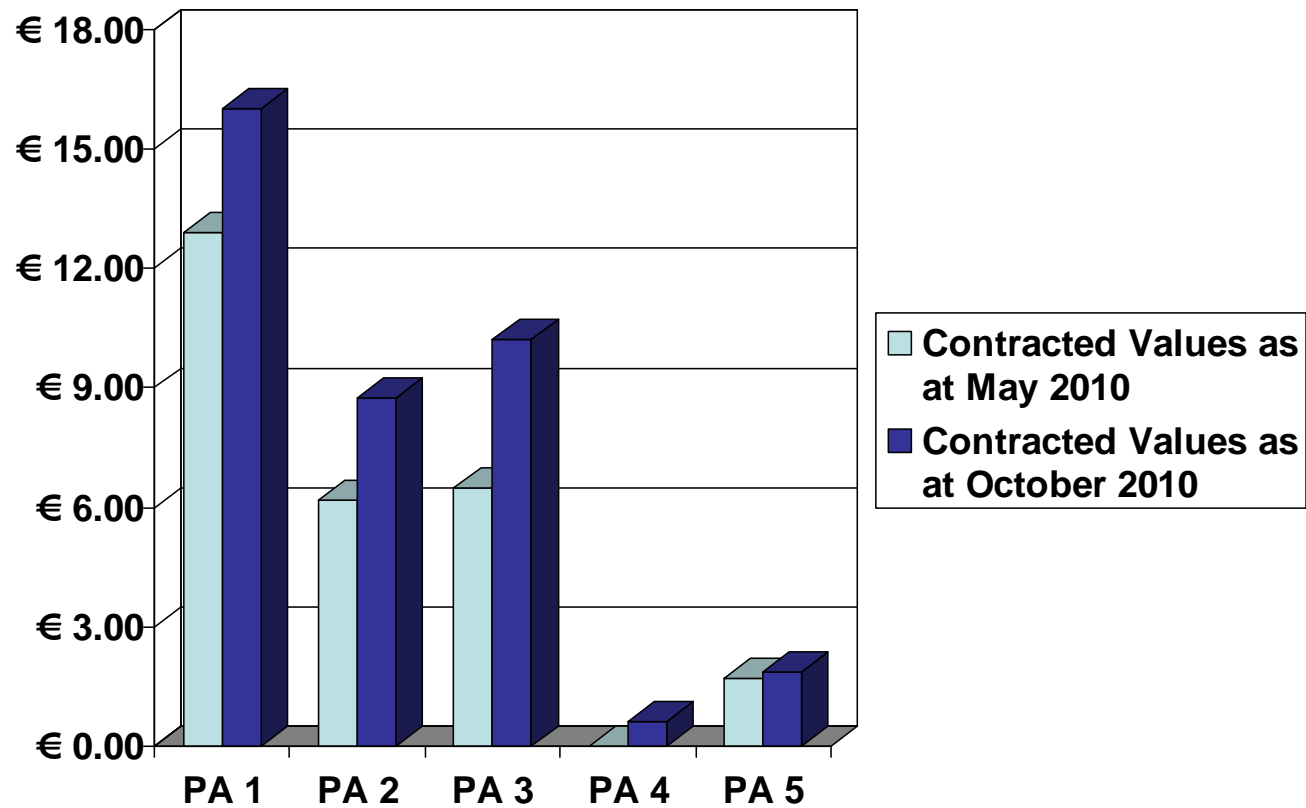
Office of the Prime Minister



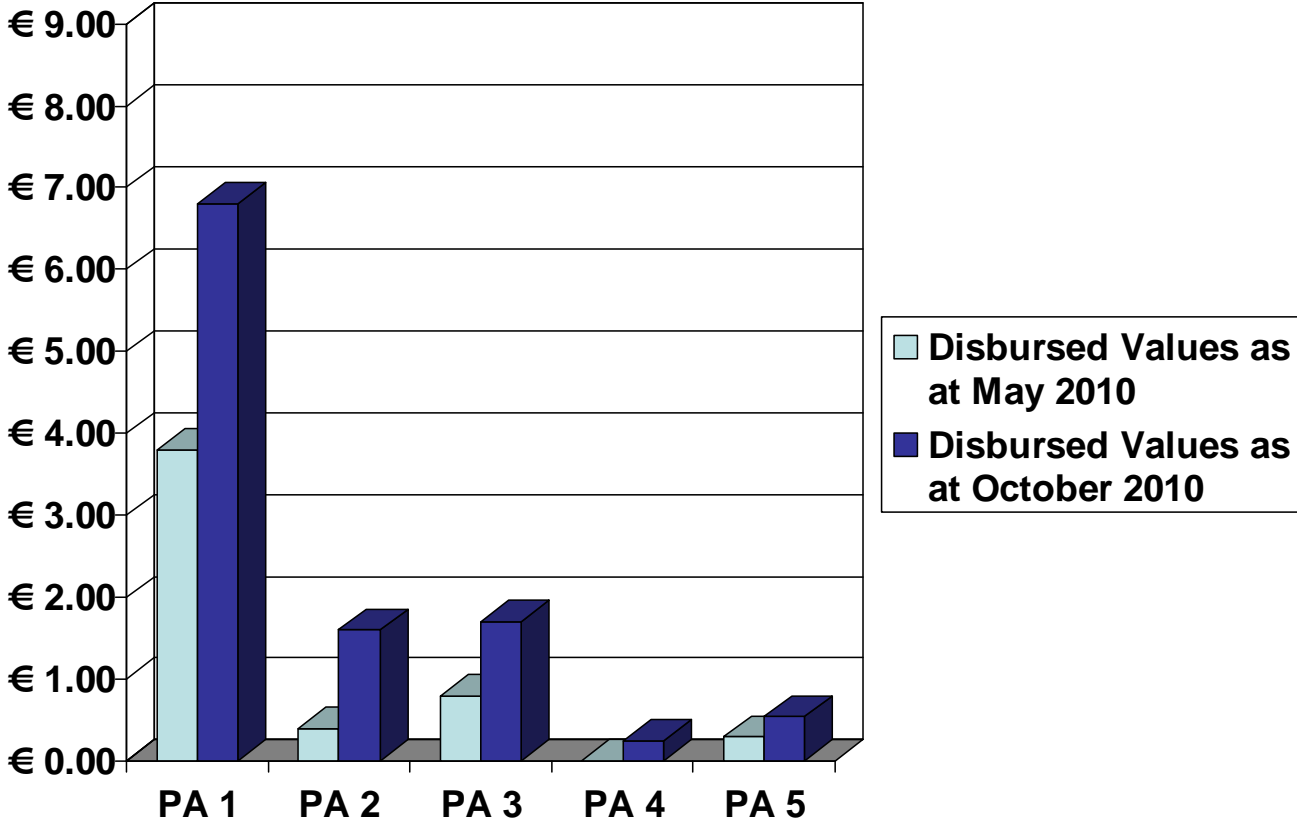
## Comparative Data per PA (Committed Values)



## Comparative Data per PA (Contracted Values)



# Comparative Data per PA (Disbursed Values)



Planning and Priorities Co-ordination Department  
Office of the Prime Minister



## PA 1 – Financial Management



Description	PA 1
Financial Allocation	€37,400,000
<b>Committed Value</b>	<b>€26,987,782</b>
<i>% of Financial allocation</i>	72.16%
<b>Contracted Value</b>	<b>€16,031,228</b>
<i>% of Committed Allocation</i>	59.4%
<b>Disbursed Value</b>	<b>€6,755,653</b>
<i>% of Contracted Amounts</i>	42.1%

Planning and Priorities Co-ordination Department

Office of the Prime Minister





## PA 2 – Financial Management



Description	PA 2
Financial Allocation	€30,995,000
<b>Committed Value</b>	<b>€20,555,795</b>
<i>% of Financial allocation</i>	66.32%
<b>Contracted Value</b>	<b>€8,764,509</b>
<i>% of Committed Allocation</i>	42.6%
<b>Disbursed Value</b>	<b>€1,647,913</b>
<i>% of Contracted Amounts</i>	18.8%



## PA 3 – Financial Management



Description	PA 3
Financial Allocation	€36,900,000
<b>Committed Value</b>	<b>€16,355,965</b>
<i>% of Financial allocation</i>	44.3%
<b>Contracted Value</b>	<b>€10,221,420</b>
<i>% of Committed Allocation</i>	62.5%
<b>Disbursed Value</b>	<b>€1,682,386</b>
<i>% of Contracted Amounts</i>	16.5%



## PA 4 – Financial Management



Description	PA 4
Financial Allocation	€21,405,000
<b>Committed Value</b>	<b>€7,709,035</b>
<i>% of Financial allocation</i>	36%
<b>Contracted Value</b>	<b>€613,914</b>
<i>% of Committed Allocation</i>	8%
<b>Disbursed Value</b>	<b>€25,272</b>
<i>% of Contracted Amounts</i>	4.1%

Planning and Priorities Co-ordination Department

Office of the Prime Minister



## Update on Calls



Call 6 was issued on 26.07.2010 with a closing date of 24.09.2010.

Call	Value (€)	No. of project proposals submitted	Value of eligible costs of the projects submitted (€)
Call 6 PA 1	€10 million	15	€28,942,108
Call 6 PA 3	€20 million	19	€22,333,997

The Project Selection Committee is currently at evaluation stage.



## Update on Calls (2)



Call 7 was issued on 22.10.2010 with a closing date of 03.12.2010.

Call	Priority Axis	Indicative Financial Threshold (€)
Call 7	PA 2	€10 million
	PA 4	€13.5 million



## *Aid schemes*

### *Training Aid Framework ESF2.65*

- 1996 applications have been received to-date.
- The number of Grant Agreements signed to-date totals 1248:
  - 393 from small enterprises (31%)
  - 299 from medium undertakings (24%)
  - 556 from large undertakings (45%)

## Aid schemes (2)

### Employment Aid Programme ESF3.64

- 2144 Applications have been received to-date.

To date, 896 Grant Agreements (totalling €3,807,239.51) have been signed:

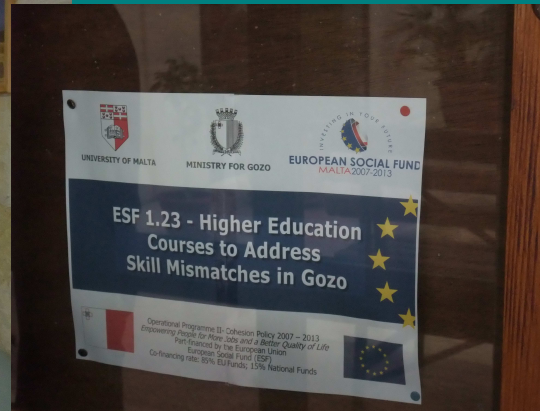
- 522 (58%) males
- 374 (42%) females

Out of the 896 participants:

- 276 (31%) Gozo (amounting to €1,451,510.53)
- 620 (69%) Malta (amounting to €2,355,728.98)

The 896 signed Grant Agreements represent 852 (95%) disadvantaged participants and 44 (5%) disabled participants.

## Examples of ESF-funded activities



**ESF1.23** Higher Education Courses to Address Skill Mismatches in Gozo



**ESF3.64** Employment Aid Programme



Planning and Priorities Co-ordination Department  
 Office of the Prime Minister





## Examples of ESF-funded activities





### ESF2.4 Employability Programme



### ESF2.65 Training Aid Framework



### ESF1.21 Parents and Teachers Fusion ICT Training Programme

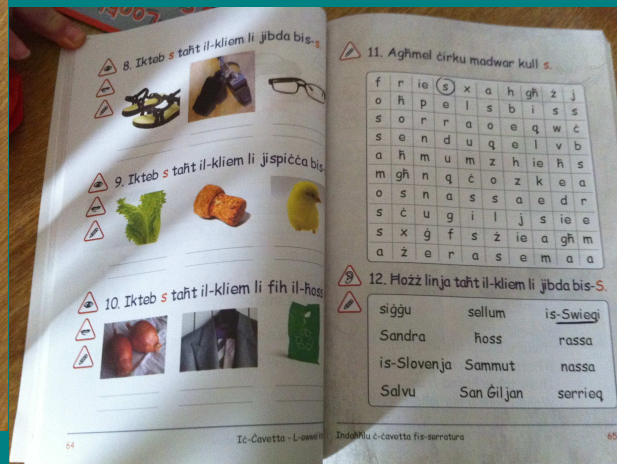

Planning and Priorities Co-ordination Department  
 Office of the Prime Minister



## Examples of ESF-funded activities



**ESF1.40 Science Popularisation Campaign**



**ESF3.66 Ic-Cavetta - Maltese Literacy Toolkit for employment and education inclusion**



## *Lisbon Agenda - Earmarking*



- €92,500,800 are earmarked for Lisbon Agenda related projects.
- 44 Projects/schemes (totalling €56,721,196) under implementation are contributing to the earmarked categories.
- This is equivalent to 61.3% of the earmarked amount.



## Monitoring



- Monitoring Committee Meetings – 27<sup>th</sup> May 2010 & 17<sup>th</sup> November 2010
- Inter-Ministerial Co-ordination Committee (IMCC) - 13<sup>th</sup> September
- PPS high level meetings held monthly – 9 projects reviewed between June and October 2010
- IB Network – 13<sup>th</sup> September 2010
- Intermediate Bodies Steering Committee (IBSC) – 23<sup>rd</sup> June 2010.
- Ministerial Projects Steering Committee (MPSC)– 11 meetings (MEEF, MRRA, MITC, MGOZ, OPM, MHEC)

Planning and Priorities Co-ordination Department

Office of the Prime Minister



## Reporting



- Annual Implementation Report (OPII) for the year 2009 was approved by CION on the 24<sup>th</sup> of September 2010.
- Project Progress Reports requested 3 times per year
- MA Project Briefs (updated monthly)



## **Financial Control**

### *On-the-Spot Checks & Audits*

- 57 Documentary OTS undertaken by MA (OPII)
- 9 Documentary OTS undertaken by IBs (OPII)
  
- 71 Physical OTS undertaken by MA (OPII)
- 2828 Physical OTS / monitoring visits undertaken by IBs (OPII)
  
- 2 Audits on operations carried out (OPII)
- Systems' Audits (OPII)

## ***Structural Funds Database***

- **New Modules released between June and August 2010**
  - Irregularities module
  - Debtor's Ledger Report;
  - On the Spot module;
  - Annex III of Regulation EC1828/2006 – Data on Operations;
  - System has been updated to capture Expenditure Type related to payments.

*Furthermore, the system was enhanced to capture more fields required under the Regulation*

## *Structural Funds Database (2)*

- **New SFD Intermediate Level Courses for the SFD Trainers**
  - 25<sup>th</sup> August 2010 – Intermediate Bodies;
  - 2<sup>nd</sup> & 29<sup>th</sup> September 2010 – Beneficiary Level; and
  - 20<sup>th</sup> September 2010 – Line Ministry Level
- **System Manuals updated:**
  - **Manuals related to the Project, Commitment, Contract and Invoice levels.**



## Information and Publicity 2010 Annual Event



The annual information event mE&U fest was held in Gozo on the 5<sup>th</sup> of September and in Malta on the 8<sup>th</sup> of September.

The Festival focused on 4 Main Themes:

- Employment Opportunities
- Built and Natural Environment
- Science and Technology
- Education and Health



## **Information and Publicity (2)**

### *2010 Annual Event*

#### Activities:

- Interactive Project Exhibitions and PPCD Info stand
- Family Entertainment with Eurovision Singers, Folk-Rock Band, Magician, Interactive Ballroom Dancers, and ‘Ghannejja’ amongst others
- Kids’ corner with animation and drawing competition
- Information Leaflet distributed to all households prior to the event to generate interest

## *Evaluation Activities*

### *Mid-Term Evaluation*

- Inception Report approved by the MA on 23<sup>rd</sup> August 2010
- On line beneficiary survey of **MTE** between 27th September and 15th October 2010
- **Consultative interviews** were carried out with key policy makers and experts between 8th October and 15th November 2010
- Between 10th and 26th November 2010 interviews are ongoing with project leaders selected in a sample of circa **46 projects** (including some of the ***Aid Schemes***)

## **Evaluation Activities (2)**

### **Mid-Term Evaluation**

Next Steps:

- ***Internal Factors Workshop***

This will lead KPMG to gain an in-depth understanding of outstanding issues and to verify certain hypotheses based on previous research methods such as the interviews. It will be held on 20th December with a number of horizontal stakeholders such as MEPA and DoC.

## ***Evaluation Activities (3)***

### ***Other evaluation Activities:***

The MA was involved in a number of evaluations carried out by DG EMPL:

- Evaluation of the ESF`s support to Gender Equality;
- Evaluation of the Contribution of ESF to EES;

## *Training and Capacity Building*



- Training on the Structural Funds Database held in April/June 2010 (12 OPII participants)
- Start-Up Training for New Beneficiaries held in July/Aug 2010 (39 participants)
- Training on “Eligibility: Simplified Costs” in June 2010
- Training in October 2010 on Monitoring of EU Cohesion Policy Funds’ horizontal policies: environment, gender and non-discrimination rules

Planning and Priorities Co-ordination Department

Office of the Prime Minister



## *Concluding Remarks on latter half of 2010*

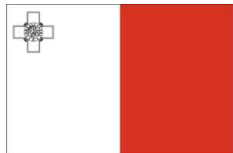


- Programming implementation is clearly gaining pace.
- Horizontal activities such as evaluation, financial control, monitoring and reporting are increasing and will require additional capacity.
- Challenges for 2011 will focus mainly on speeding up payments.





**Thank you!**



**Operational Programme II – Cohesion Policy 2007-2013**  
***Empowering People for More Jobs and a Better Quality of Life***  
**Event part-financed by the European Union**  
**European Social Fund (ESF)**  
**Co-financing rate: 85% EU Funds; 15% National Funds**



***Investing in your future***

**Planning and Priorities Co-ordination Department**  
**Office of the Prime Minister**

