

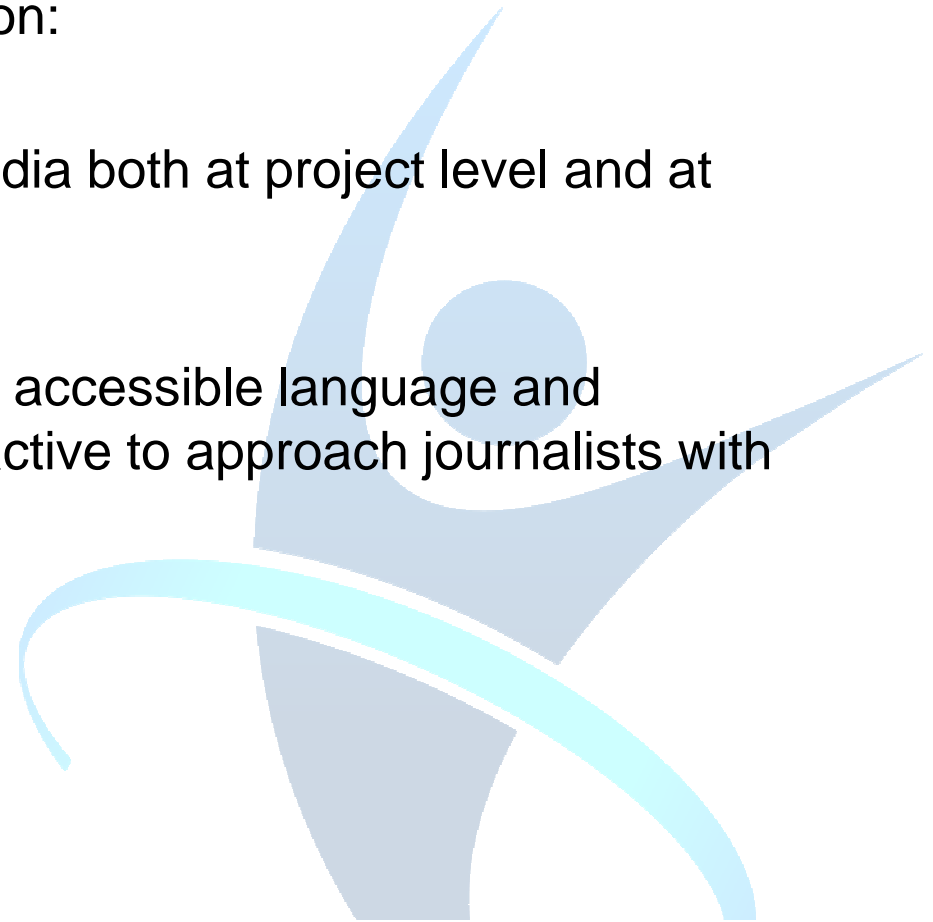
## Annual Information Activity 2013: Photos (3)



## ***LIIP Network Meeting***

The focus of this year's meeting was on:

- More constructive use of social media both at project level and at programme level;
- Developing media relations, use of accessible language and testimonials while being more proactive to approach journalists with properly channelled information.



## *Training and Capacity Building*

- **Internal Training on Verifications: Changes to templates**
- **Training for New Recruits**
- **Training for OPI and OPII Beneficiaries**
- **Structural Funds Database 2007 – 2013 (SFD 07-13)**



## ***Local Evaluation Activities***

- **Thematic Evaluation**
  - Contracted August 2013
  - Ongoing assessments
- **Cohort Study on Training co-financed by the ESF**



## *Evaluation Activities*

- ***Cohort Study on Training co-financed by the ESF in Malta and Gozo (Update – Wave 3)***
  - ✓ The target population for Wave 3 consisted of all persons who participated in courses or training projects co-financed by the ESF from 1st February 2012 to 31st July 2013
  - ✓ A total of 8,298 persons were eligible to participate in the survey

## Evaluation Activities

The demographic profile of the 8,298 participants is as follows:

Table 1. Distribution of trainees by sex and age group

Age Group	Male	Female
15-24	16.5%	13.3%
25-54	65.1%	76.7%
55-64	18%	9.7%
65+	0.4%	0.3%

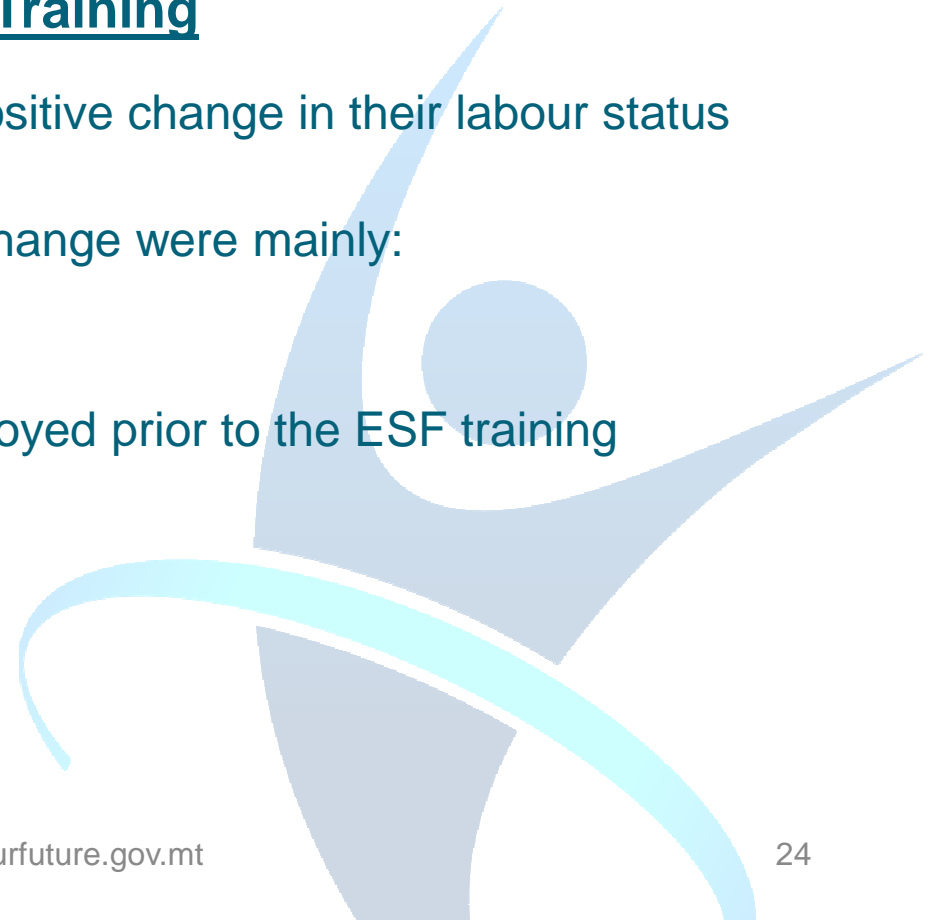
Table 2. Distribution of trainees by sex and region

Region	Male	Female
Malta	92.8%	86.7%
Gozo	7.2%	13.3%

## *Evaluation Activities*

### Labour Status: Before and After Training

- 2,677 respondents experienced a positive change in their labour status
- Those who experienced a positive change were mainly:
  - ✓ Disadvantaged persons
  - ✓ Persons aged 65 years
  - ✓ Respondents who were unemployed prior to the ESF training
  - ✓ Female respondents





**EUROPEAN SOCIAL FUND**  
MALTA 2007-2013

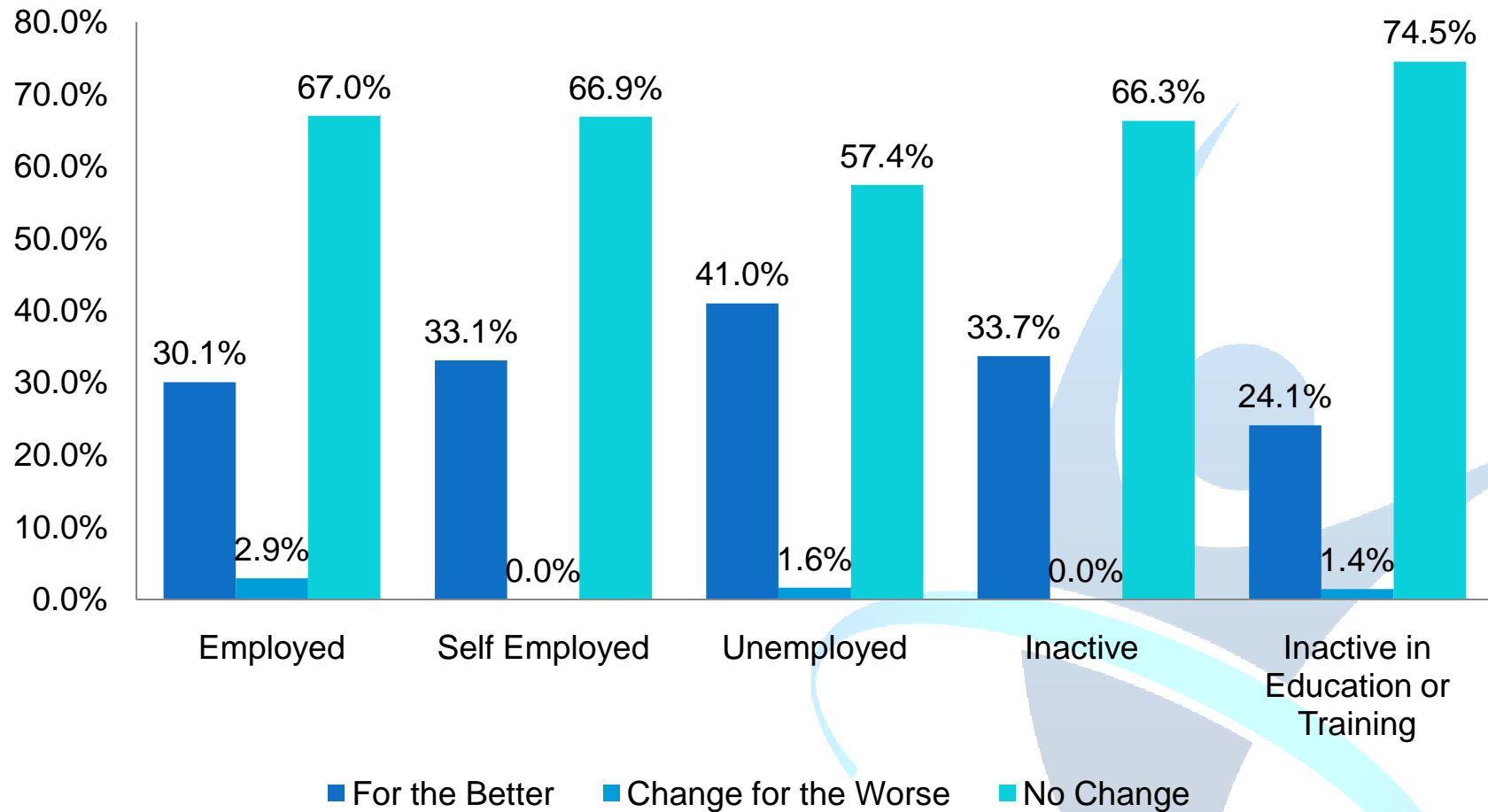


OFFICE OF THE DEPUTY PRIME MINISTER  
MINISTRY FOR EUROPEAN AFFAIRS

PARLIAMENTARY SECRETARIAT  
FOR THE EU PRESIDENCY 2017 AND EU FUNDS

## Evaluation Activities

### Change in labour status by past employment





## ***Evaluation Activities (6)***

### **Perceived Contribution of ESF Training: Short-term**

- 91% of those who claimed that their labour status changed for the better, attributed this change to ESF training
- 94% of persons aged between 15 and 24 years of age and 55 and 64 years of age perceived ESF training as the factor improving their labour status
- 87% of those who were previously unemployed and considered ESF as having improved their labour status were economically active at the time of the survey
- Nearly 48% perceive ESF training as having contributed towards the enhancement or maintaining of employability. This was particularly true for migrants and female respondents

## *Evaluation Activities*

### Perceived Contribution of ESF Training: Long term

- 87.2% of participants perceived that the training received would help them in the future
- This was mainly true for females, non-vulnerable persons, inactive in education and training and employment when the survey was being conducted

## ***Other Evaluation Activities***

- ***ESF Evaluation Partnership Meeting (June, 2013):***
  - ✓ Preparation for the new programming period and
  - ✓ Presentation of interim results of ex post evaluation of the ESF 2007-2013.
  
- ***External Evaluation carried out: Expert Evaluation Network***
  - ✓ ESF Expert Evaluation Network (DG EMPL):MA contribution provided through Evaluation Plan 2007-2013, Cohort Study, Thematic Evaluation of Operational Programme II, AIR 2012 including analysis of ESF indicators

## *Update on OPII Audits undertaken*

- Conclusion of June 2012 EC Audit
- DG OLAF July 2012 Audit still not concluded
- Audit carried out by the European Court of Auditors in December 2012 and February 2013.

## Verified and Certified Amounts

OP II	Total Verified Amounts until 18 <sup>th</sup> October 2013 EU+MT	Total Certified Amounts until 18 <sup>th</sup> October 2013 EU+MT
PA 1	€22,449,637.46	€22,077,163.71
PA 2	€9,247,610.64	€6,445,882.94
PA 3	€11,260,852.14	€10,410,040.92
PA 4	€4,015,704.85	€3,046,381.61
PA 5	€2,079,858.77	€1,956,311.89
<b>Total</b>	<b>€49,053,663.86</b>	<b>€43,935,781.07</b>

## Payments from EC

Cumulative Amounts	Advance Payments	Interim payments as a % of the OP	
As at March 2013	€10.08 million	€ 29,404,367.64	24 %
As at April 2013		€31,437,544.99	26%
As at July 2013		€34,928,921.98	29%
As at October 2013		€37,345,413.64	33%
Total: Advance payment and Interim payments		€ 47,425,413.64	40%

## Statements of Expenditure 2013

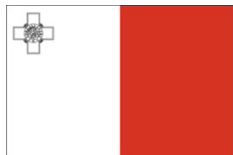
Statements of Expenditure	Cumulative Amounts
As at February 2013	€ 38,563,638.00
As at April 2013	€40,955,611.38
As at June 2013	€45,085,270.21
As at September 2013	€49,053,663.86
<b>Planned SoEs Q4, 2013</b>	<b>Targets</b>
October 2013	8.5M
December 3013	5M

## Concluding Remarks

- The MA is fully geared towards attaining the N+2/3 targets set for end of 2013;
- The verification of almost €13.5 million (Public Eligible) till year ending 2013 remains an ambitious challenge;
- MA staff is currently undergoing a significant number of verifications;
- Resources continue to be stretched across all stakeholders but it is critical that timely mobility is undertaken where necessary.
- Close collaboration between Beneficiaries and all stakeholders is needed to ensure that the targets are reached and quality results are achieved on the ground.



# Thank you



**Operational Programme II – Cohesion Policy 2007-2013**  
***Empowering People for More Jobs and a Better Quality of Life***  
Event part-financed by the European Union  
European Social Fund (ESF)  
Co-financing rate: 85% EU Funds; 15% National Funds



*Investing in your future*