

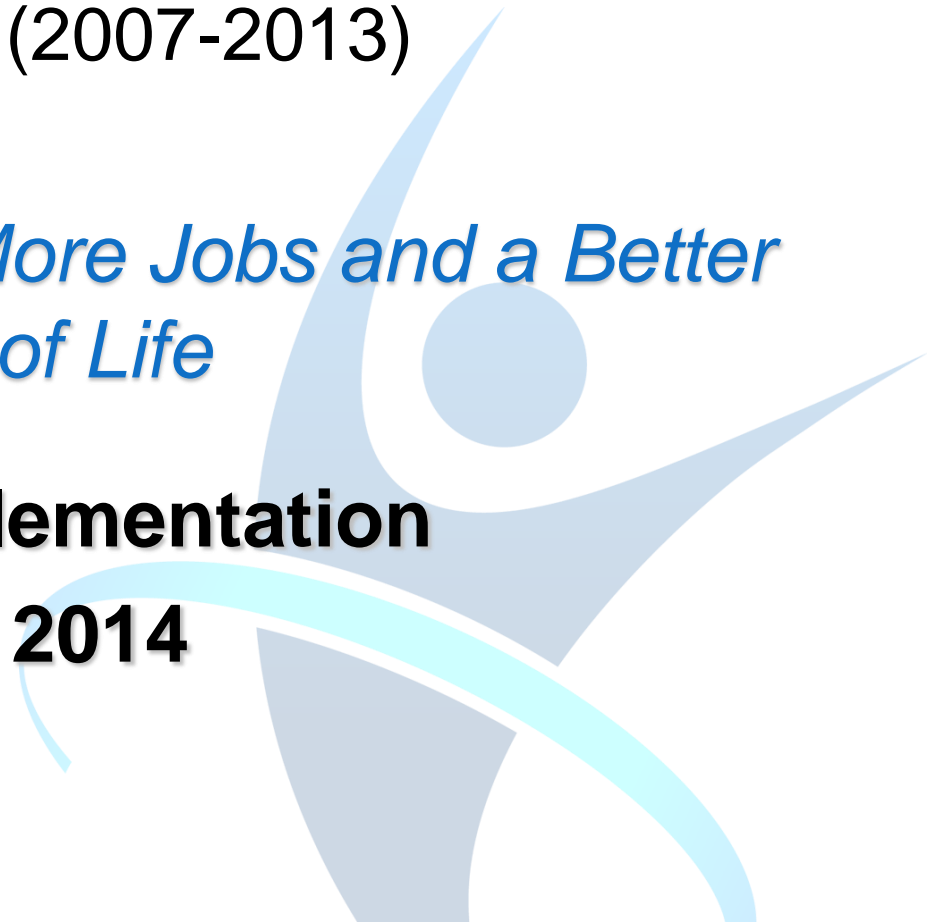
MONITORING COMMITTEE

for Operational Programme II

Cohesion Policy (2007-2013)

*Empowering People for More Jobs and a Better
Quality of Life*

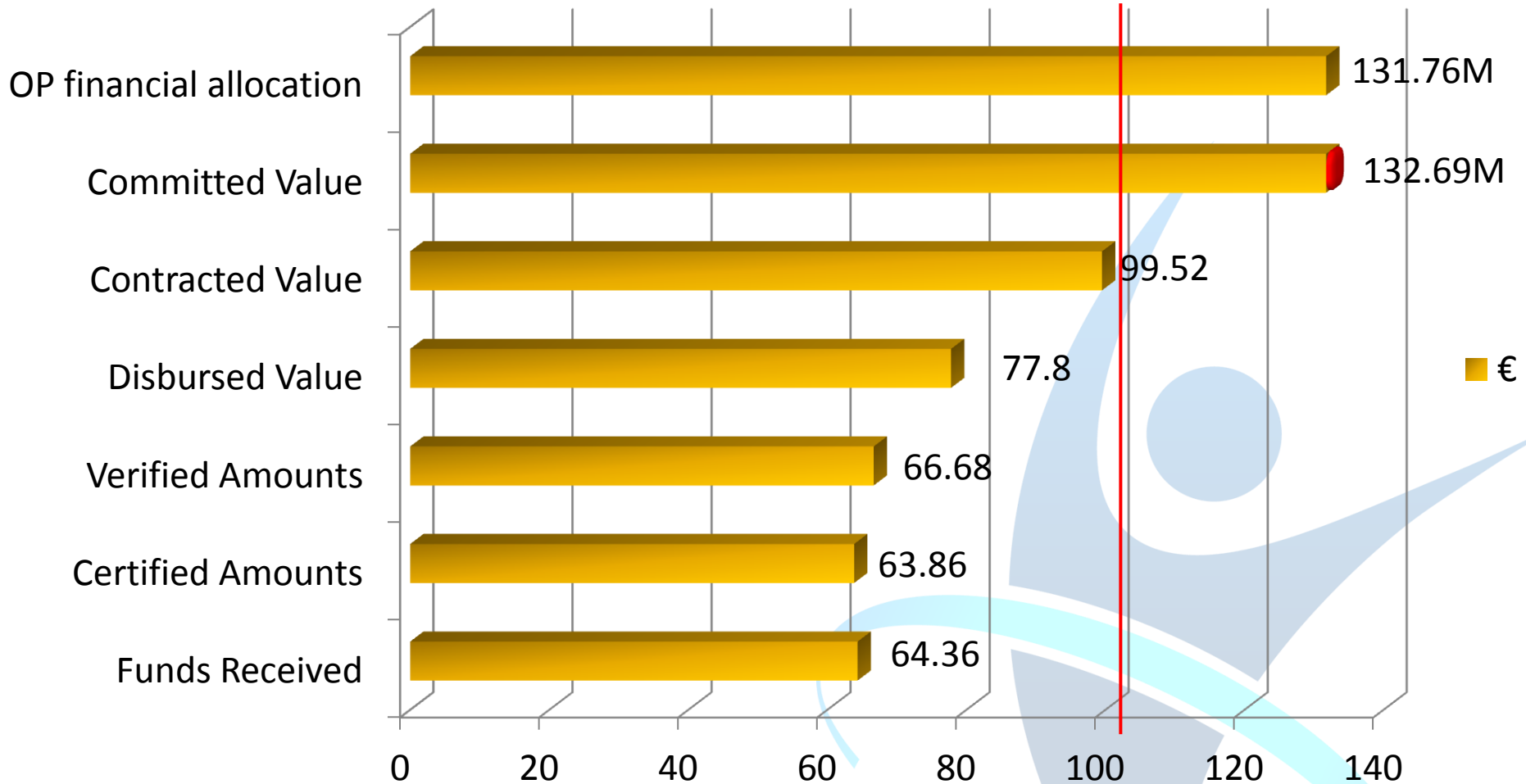
Update on Implementation
16th May 2014



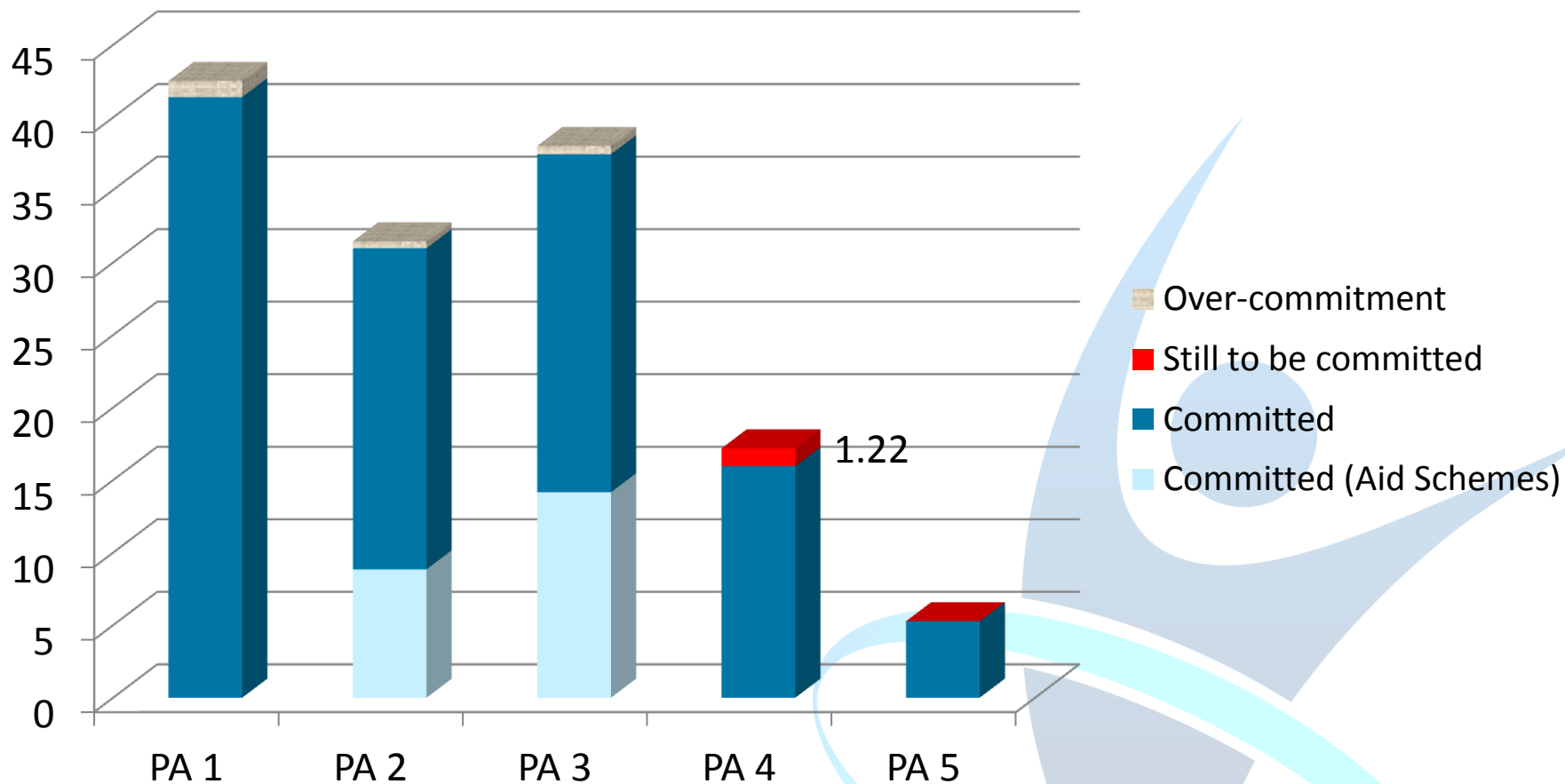
Outline

- Financial Overview of Operational Programme II
- Calls for Project proposals
- Significant results achieved
- Monitoring and Reporting
- Information and Publicity
- Training and Evaluation
- Financial Management: Verified and Certified amounts
- Concluding Remarks

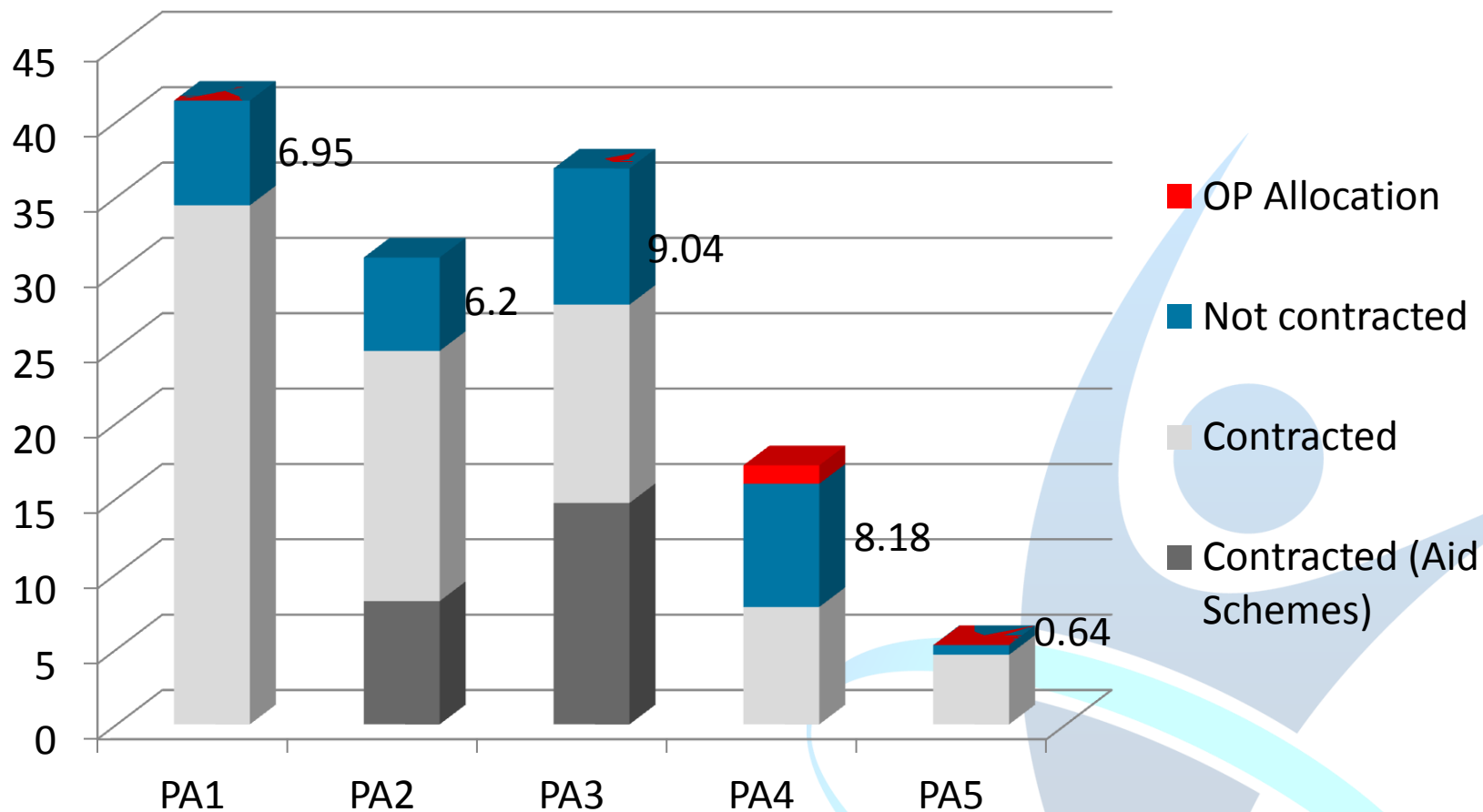
Financial Overview of Operational Programme II



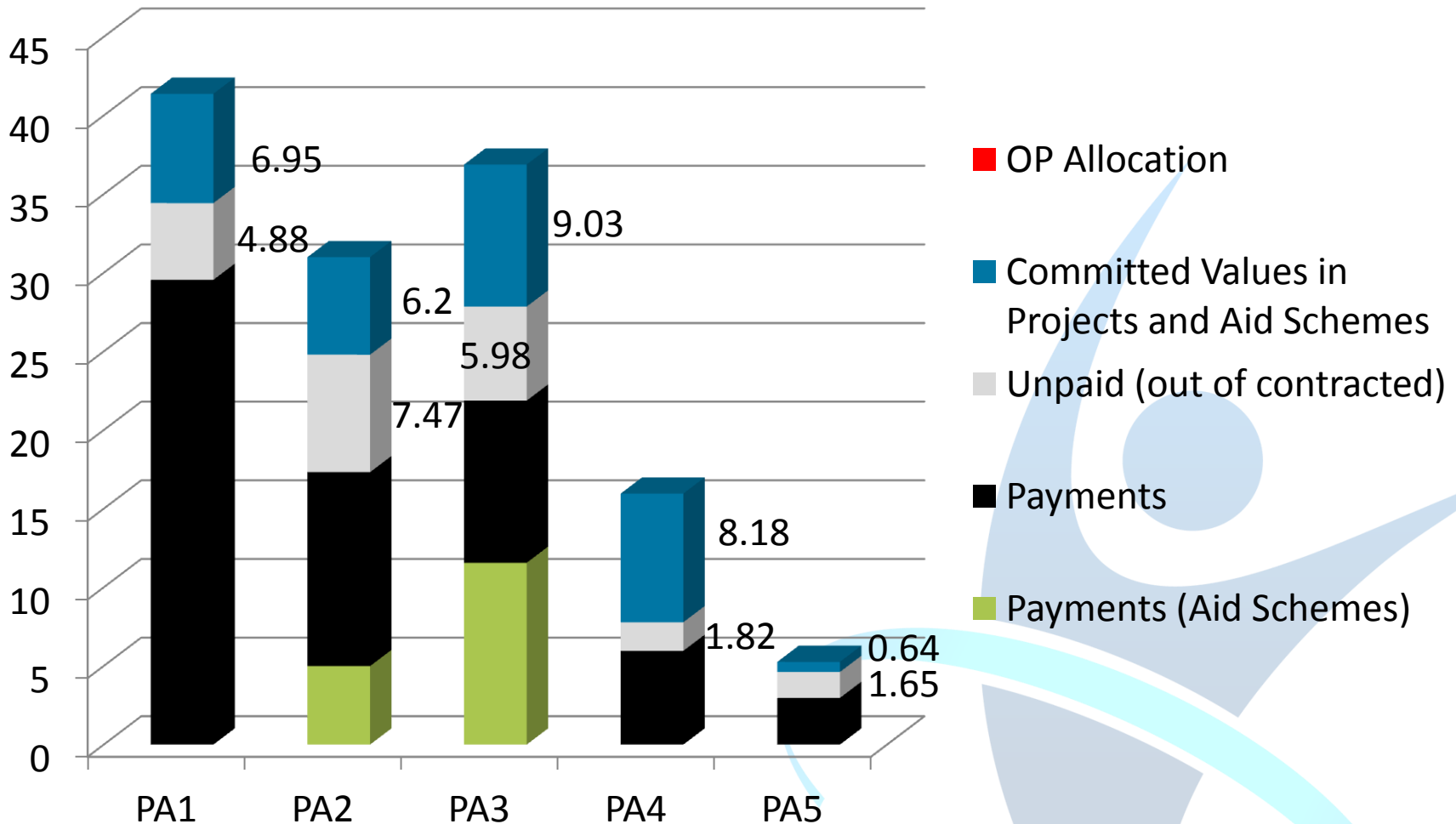
Commitments



Contracted



Payments



Territorial Earmarking (Gozo)

April 2014	
OP Allocation	€131.8 million
10% of OP Allocation: earmarked amount	€13.2 million
Amount Committed (Gozo) as at October 2013	€13.1 million
Amount Committed (Gozo) as at April 2014	€11.8 million
Unallocated amount	€1.4 million

Training Aid Framework

No. of applications received: 4,420 have been accepted for processing

Total Grant Amount allocated: €8,851,620

Scheme extended till: December 2014 (for reimbursement purposes only)

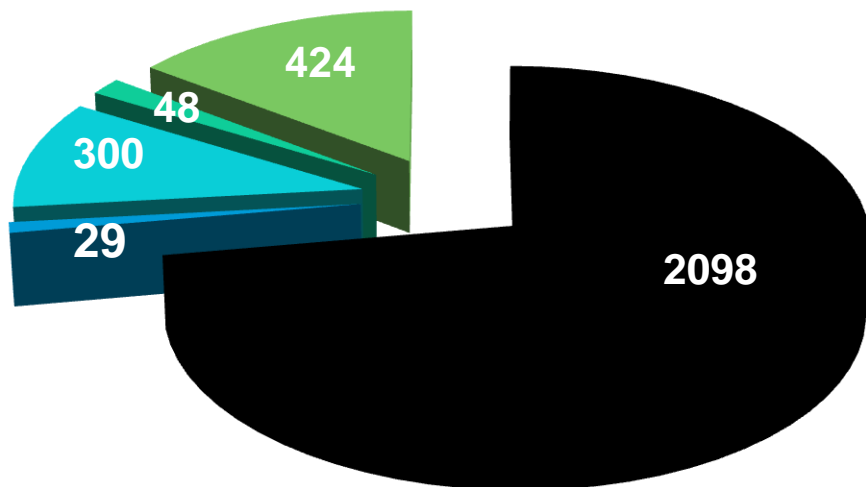
Type of Enterprise	No. of Grant Agreements signed to-date
Small	879
Medium	690
Large	1,260
Totals	2,829

Examples of targeted sectors:

- Transport
- Wholesale and Retail
- Financial Intermediation
- Real Estate, Renting and Business Activity
- Manufacture of food products and beverages
- Post and telecommunications

Training Aid Framework

Disbursement and status of claims for reimbursement



■ Paid	€ 5,001,532
■ Pending Control Unit	€ 153,728
■ Pending TAF Unit	€ 1,692,095
■ Pending Employer	€ 247,069
■ Pending in SFD07-13	€ 1,150,772

Aid Schemes (2)

Employment Aid Programme

The 2,515 Grant Agreements signed as at April 2014 are divided as follows:

Male	1,389	55%	Female	1,126	45%
Malta	1,975	79%	Gozo	540	21%
Client Group 1	1,173	47%	Client Group 2	437	17%
Client Group 3	59	2%	Client Group 4	62	2%
Client Group 5	295	12%	Client Group 6	279	11%
Client Group 7 – Registered Disabled Persons				85	3%

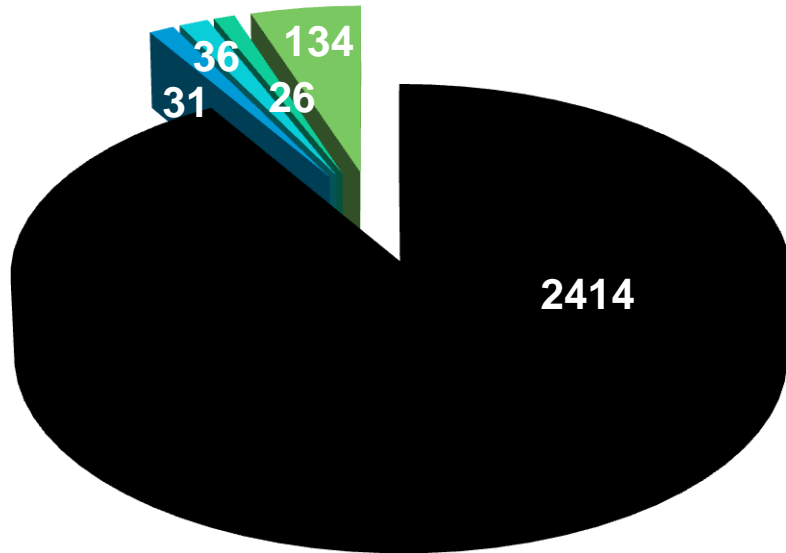
No. of Applications received: **2,515 led to a Grant Agreement**

Total Grant Amount allocated: **€14,162,500**

Total Amount Contracted: **overcommitted**

Scheme extended till: **September 2015**

Disbursement and status of claims for reimbursement



■ Paid	€ 11,598,465
■ Pending Control	€ 260,244
■ Pending Scheme	€ 191,203
■ Pending Employer	€ 118,517
■ Pending LM / Treasury	€ 527,874

Aid Schemes (3)

Employment Aid Programme

EAP: Gozo Extension		
Gender	No. of Grants	Value of Grants
Female	177	€914,807
Male	179	€1,145,697
Target Group	No. of Grants	Value of Grants
1	91	€591,135
2	59	€315,591
3	1	€2,498
4	160	€864,557
5	42	€269,117
6	2	€9,668
7	1	€7,936

Update on Open Calls for Proposals Call 14

Call No.	PA	Value of Calls	Value of Projects submitted	No. of Projects submitted	Value of Projects selected	No. of Projects selected
14	4	€2M	Launched on 09/05/2014, Closing date 20/06/2014			

PA1 – *Improving education and skills*



ESF1.225 MASTER IT!

- Another €0.8 million committed in a second call for scholarships issued in February 2014.
- This resulted in a further 125 approved scholarships.
- A third call was issued in April with a further commitment of €1 million

ESF1.130 *Making VET Education More Relevant and Attractive*

Review of existing course structures, design of the courses' structure/syllabus and teaching material of various new courses, such as:

- Agri-tourism
- Eco-Friendly Agricultural Practices
- BioMedical Engineering
- Creative Digital Mobile Technologies

PA2 – Investing in the employability and adaptability of the workforce

ESF2.186 Re-Skilling of Workers for the Local Film Industry

- Over 460 applications received – courses over-subscribed.
- 19 courses being offered.



ESF2.201 Enhancing Employability through Training

- Courses underway including: Food Handling, Maltese literacy and English literacy.
- To-date 2,606 participants undergone / undergoing training.


PA4 – Strengthening of *institutional and administrative capacity*

ESF4.221 *Voice of the Workers*

- Training of 300 workers on current issues that concern them, to encourage social dialogue.
- Launch of web-portal and an e-magazine creating accessibility to information related to social dialogue.

ESF4.175 *Capacity Building for Medical Physics Services in Malta*

- Project Budget increased by €1.3M.
- 9 new students recruited as Medical Physicist Trainees with the Ministry for Energy and Health.



Monitoring and Reporting Structures

Project Progress Meetings

- 24 different Projects were reviewed (January– April 2014).

Ministerial Project Steering Committees

- 5 Ministerial Project Steering Committees were held (January – April 2014).

IB Network Meetings

- 1 IB Network Meeting held on 26th February 2014.

Inter-Ministerial Co-ordination Committee

- 1 IMCC Human Capital meeting was held on the 26th February 2014.

Structural Funds Database 2007 - 2013

- Enhancement to the IB Verifications and Audits Management
- Enhancement to view documents uploaded on SFD
- Enhancement to set up parameters
- Enhancement to the SoE Partial Invoice Claim Reports

Publicity: Activities

- PPCD hosted information stands providing information about EU-funded projects at the:
 - ✓ EURES European Job Days Fair at the Phoenicia Hotel, Floriana on the 17th and 18th January 2014
- Launch of a campaign to promote the achievement made to date in the implementation of Cohesion Policy in Malta
- Launch of the 14th call for Project Proposals under OP II

Evaluation Activities: 2007-2013

Thematic Evaluation for Operational Programme II

- Training Aid Framework Beneficiaries' Survey
- Four group meetings with Project Leaders and a meeting to validate the main findings with Stakeholders and Line Ministries were organised
- First draft Thematic Evaluation Report received

Evaluation Activities: 2007-2013

Cohort Study on Training co-financed by the ESF in Malta and Gozo: Wave 4

- Wave 4 report was received on 31st December 2013 and approved on 11th April 2014.
- The target population for Wave 4 consisted of all persons who participated in courses or training projects co-financed by the ESF from 1st August 2012 to 31st January 2013
- A total of 7,093 persons were eligible to participate in the survey

Evaluation Activities: 2007-2013

The demographic profile of the 7,093 participants is as follows:

Table 1. Distribution of trainees by gender and age group

Age Group	Male	Female
15-24	15%	12.4%
25-54	73.4%	78.6%
55-64	11%	8.7%
65+	0.6%	0.3%

Table 2. Distribution of trainees by gender and region

Region	Male	Female
Malta	89.4%	87.9%
Gozo	10.6%	12.1%

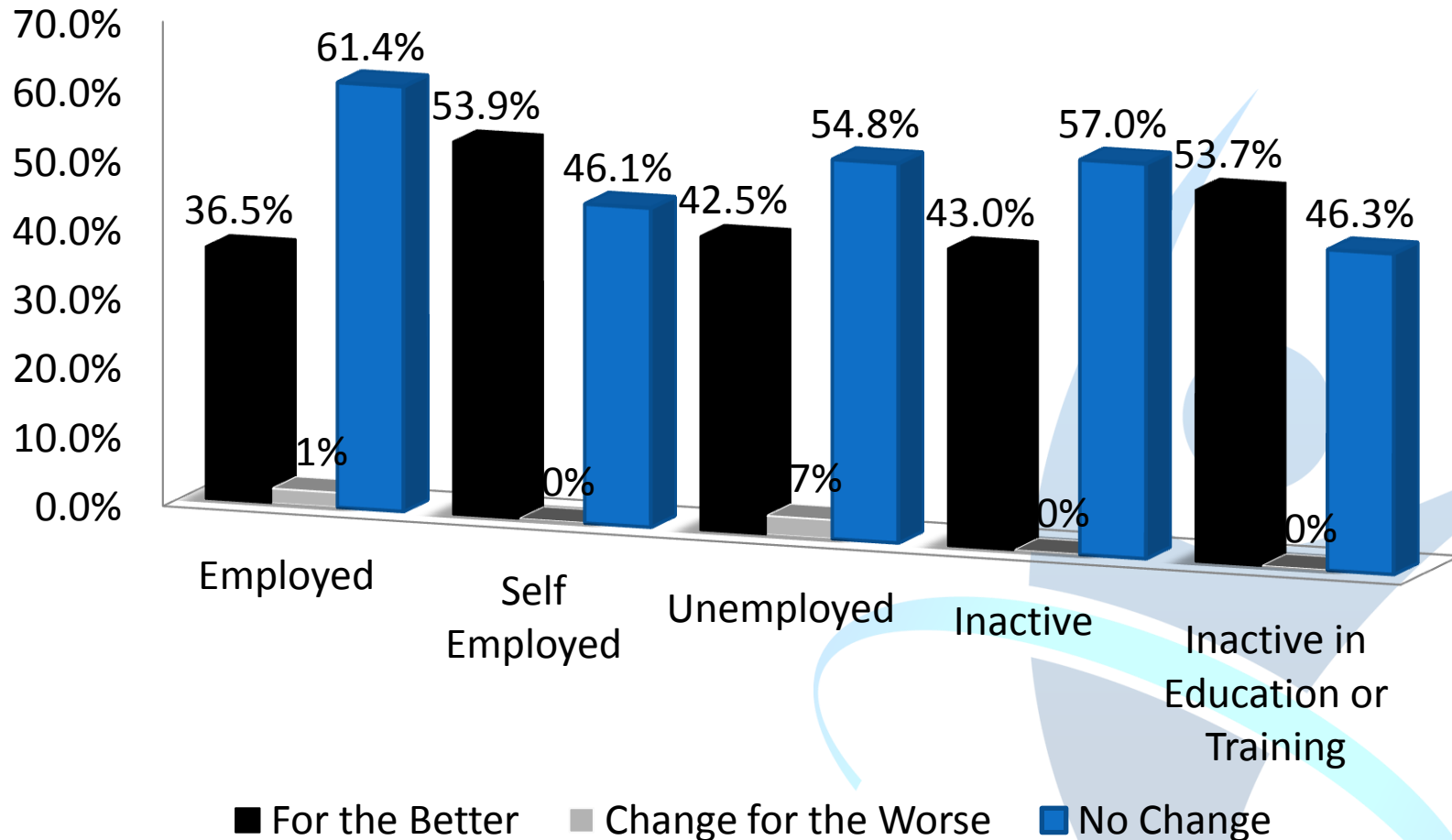
Evaluation Activities: 2007-2013

Labour Status: After Completion of Training

- 2,690 respondents experienced a positive change in their labour status
- Those who experienced a positive change were mainly:
 - ✓ Older workers
 - ✓ Female respondents
 - ✓ Persons who are currently self-employed
- Only 149 respondents perceived a negative change in their labour market. The main reason provided was due to work-related issues; none claimed that it was due to ESF training.

Evaluation Activities: 2007-2013

Change in labour status by past employment



Evaluation Activities: 2007-2013

Perceived Contribution of ESF Training: Short-term

- A majority of 80.3% attributed the change in the labour status to the ESF training. This was especially true for:
 - ✓ Respondents who are currently self-employed
 - ✓ Participants residing in Gozo
 - ✓ Respondents with a tertiary level of education
- 84% of those who experienced a change for the better in their labour status, attributed this change to the ESF training. This was mainly true for:
 - ✓ Respondents who were previously inactive in education and training
 - ✓ Disabled persons
- 55.7% of individuals who registered no change in their labour status, contributed their improvements in employability to ESF training

Evaluation Activities: 2007-2013

Perceived Contribution of ESF Training: Long term

- 9 out of every 10 individuals considered that the ESF training would be helpful in the future
- This was mainly true for:
 - ✓ Persons with a disability
 - ✓ Female respondents
 - ✓ Persons with a primary or lower secondary and with an upper secondary level of education
 - ✓ Currently inactive persons in education or training
 - ✓ Currently self-employed

Meetings

- **ESF Evaluation Partnership Meetings (12th-13th November 2013 and 20th-21st March 2014)**
- **ESF Committee and Informal Technical Working Group Meetings – 4-6 March 2014**
- **ESF Informal meeting on Simplified Cost Options – 7th April 2014**

Training and Capacity Building: Meetings attended by the MA

- Seminar on exploring the Use of Simplified Cost Options (ESF & ERDF) 2014-2020 – 21-22 January 2014
- Training on Findings noted by the Audit Authority during Audit on Operations carried out in 2013 – February-March 2014
- Structural Funds Database 2007-2013 (SFD 07-13) – ongoing
- In addition in 2014, the ESF unit saw the increase of 1 additional Projects Manager and 1 additional Fund Officer

Statements of Expenditure

Oct 2013 – Mar 2014

Statements of Expenditure	Cumulative Amounts (Public Eligible)
Verified as at December 2013	€ 62,034,045
Verified as at April 2014	€ 66,568,598
<u>Certified as at April 2014</u>	<u>€ 63,860,508</u>
Planned Statements of Expenditure in 2014	Expenditure Targets as at 2014 (Public Eligible)
Next appointment is in May and committed to conclude (5) five more till the end of the year	€ 99,411,765

Verified and Certified Amounts


OP II	Total Verified Amounts until 6th May 2014 EU+MT	Total Certified Amounts until 6th May 2014 EU+MT
PA 1	€ 26,934,745	€ 25,702,862
PA 2	€ 15,093,521	€ 14,090,838
PA 3	€ 16,395,482	€ 16,344,793
PA 4	€ 5,395,659	€ 5,150,225
PA 5	€ 2,749,190	€ 2,571,791
Total	€ 66,568,597	€ 63,860,508

Payments from EC

Description	€	€	% of OP Allocation
OP Allocation		112,000,000	
Advance Payment	10,080,000		9%
Reimbursements as at October 13	37,345,414		33%
Reimbursements (Nov & Dec 13)	14,383,176		13%
Reimbursements (Feb & Apr 14)	<u>2,552,842</u>		<u>2%</u>
<u>Less</u> Total Reimbursements/Advance		<u>(64,361,432)</u>	<u>57%</u>
Remaining Balance to be Claimed/ Reimbursed		47,638,568	43%

Concluding Remarks

- The MA has issued the final call under OP11 to commit the remaining unallocated amount under PA 4;
- The MA is planning an additional 4 verifications in the remaining months in 2014;
- The verification of € 23.7 million remains a great challenge;
- All stakeholders need to work together to achieve this target;
- The challenge is to keep monitoring implementation while working harder to verify the expenditure in the system;
- The MA is also busy in the preparation of the first steps linked to the 2014-2020 Programme working together with the Programming Unit



Operational Programme II – Cohesion Policy 2007-2013
Empowering People for More Jobs and a Better Quality of Life
Event part-financed by the European Union
European Social Fund (ESF)
Co-financing rate: 85% EU Funds; 15% National Funds



Investing in your future