



**Rural Development Programme for Malta  
2014 – 2020**

**Seventh EAFRD Monitoring Committee  
17<sup>th</sup> December 2021**



European Union  
European Structural and Investment Funds



1



**Programme Implementation**


2

### Commitment status by measure launched (Cumulative as at end November 2021)


3

Sub-measure	No. of projects	Funds Awarded (Public (€))
1.1 – ‘support for vocational training and skills acquisition actions’	1	285,000
2.1 – ‘support to help benefiting from the use of advisory services’	1	500,000
3.1 – ‘support for new participation in quality schemes’	1	222,860

4

<b>Measure 4 – ‘Investments in physical assets’</b> 		
Sub-measure	No. of projects	Funds Awarded Public (€)
4.1 – ‘support for investments in agricultural holdings	190	16,882,314.02
4.2 – ‘support for investments in processing/marketing and/or development of agricultural products’	18	3,951,894.18
4.3 – ‘support for investments in infrastructure related to development, modernisation or adaptation of agriculture and forestry’	30	38,837,556.09
4.4 – ‘support for non-productive investments linked to the achievement of agri-environment-climate objectives’	189	24,036,042.81
<b>Total</b>	<b>427</b>	<b>83,707,807.10</b>

5

<b>Measure 6 – ‘Farm and business development’</b> 		
Sub-measure	No. of projects	Funds Awarded Public (€)
6.1 – ‘business start up aid for young farmers’	60	4,200,000
6.4 – ‘support for investments in creation and development of non-agricultural activities	5	515,937.96

6

## Sub-measure 10.1 - Agri-environment-climate measures

EU funds | 2014  
for Malta | 2020

AECM	Committed (Annual, Public) (€)	Approx. Area Claimed (Ha)/ Trees/Bee Boxes/animals
1 – 'Using mechanical control (rather than herbicides) for weeds in permanent crop production systems (olives, vines, orchards)	358,258.55	363.7
2 – 'Maintenance of recommended tree species replacing Alien Species or planted on slopes and terraces to prevent soil and wind erosion'	2,690.31	4.43
3 – 'Support for introduction and management of bee boxes on holdings to improve pollination'	43,452.75	No. of boxes: 675
4 – 'Implementing integrated pest management plans for vineyards and orchards'	79,002.39	52.81
5 – 'Introduction and implementation of soil management and conservation plans for whole holdings'	1,773,092.92	909.37
6 – 'Integration and maintenance of autochthonous Maltese species'	100,406.09	132.05

7

## Measure 10.2 – Support for conservation and sustainable use and development of genetic resources in agriculture

EU funds | 2014  
for Malta | 2020

Sub-measure	No. of projects	Funds Awarded Public (€)
10.2 – Support for conservation and sustainable use and development of genetic resources in agriculture	2	1,027,704.45

8

## Measure 11 - Organic farming


Sub-measure	Public, Annual (EUR)	Area Claimed (Ha)
11.1 – ‘payment to convert to organic farming practices and methods’	616.36	0.51
11.2 – ‘payment to maintain organic farming practices and methods’	3498.26	6.3

9



## Measure 13 – ‘Payments to areas facing natural or other specific constraints’

Sub-measure	Public Annual (€)	Area Claimed (Ha)
13.3 – ‘compensation payment to other areas affected by specific constraints’	1,984,241.18	7913.98

10

<b>Measure 16 - Co-operation</b> 		
Sub-measure	No. of beneficiaries awarded	Funds Awarded Public (€)
16.2 – ‘support for pilot projects, and for the development of new products, practices, processes and technologies’	5	5,712,545.47

11

<b>Measure 19 (sub-measure 19.2)</b> 	
Implementation of LDSs	
	

12

**Measure 19 (sub-measure 19.2)**

Implementation of LDS - GAL XLOKK Foundation

 EU funds | 2014  
for Malta | 2020

Measure	No. of applications awarded	Committed (€)
1 - Restoration of assets of artistic and cultural value	34	€ 269,659.14
2 - Strengthening a healthy cultural identity	43	€ 578,196.71
3 - Promotion of the cultural heritage	11	€ 78,825.93
4 - Development of green infrastructure	10	€ 525,761.25
<b>Total</b>	<b>98</b>	<b>€ 1,452,443.03</b>

13


**Measure 19 (sub-measure 19.2)**

Implementation of LDS - Majjistral Action Group Foundation

 EU funds | 2014  
for Malta | 2020

Measure	No. of applications awarded	Committed (€)
M1 RESTORATION OF ASSETS OF ARTISTIC AND CULTURAL VALUE	26	€ 460,566.43
M2 STRENGTHENING A HEALTHY CULTURAL IDENTITY	25	€ 448,082.11
M3 PROMOTION OF THE CULTURAL HERITAGE	4	€ 52,630.32
M4 DEVELOPMENT OF GREEN INFRASTRUCTURE	17	€ 459,054.41
<b>Total</b>	<b>72</b>	<b>€ 1,420,333.27</b>

14


 EU funds | 2014  
for Malta | 2020

### Measure 19 (sub-measure 19.2)

Implementation of LDS - Gozo Action Group Foundation

Measure	No. of Applications Awarded	Committed (€)
1 - Gozo in 21st Century Media	1	€ 175,804.21
2 - A Truly Holistic Gozitan Gastronomy	2	€ 196,010.40
3 - Gozitan Attractiveness and Innovative Events for all Seasons	3	€ 682,705.52
4 - Rejuvenating Gozo	4	€ 419,527.76
<b>Total</b>	<b>10</b>	<b>€ 1,474,047.89</b>

15

 EU funds | 2014  
for Malta | 2020

### LDS implementation state of play (M19.2)

LAG	Allocated	Committed	Percentage
GXF	1,474,440.00	1,452,443.00	<b>98.51%</b>
MAGF	1,519,120.00	1,499,333.00	<b>98.70%</b>
GAGF	1,474,440.00	1,474,046.00	<b>99.97%</b>

16



### Sub-measure 19.3

#### Trans-national Cooperation Activities

EU funds | 2014  
for Malta | 2020

LAG	Amount
GAL XLOKK Foundation	€ 99,000.00
Majjistral Action Group Foundation	€ 102,000.00
Gozo Action Group Foundation	€ 99,000.00
<b>Total</b>	<b>€ 300,000.00</b>

17

### Committed – Summary

EU funds | 2014  
for Malta | 2020

Sub-measure	Public (€)	Sub-measure	Public (€)
1.1	285,000	10.1 (+AEMs)	7,101,753
2.1	500,000	10.2	1,042,714
3.1	222,860	11.1	10,103
4.1	16,882,314.02	11.2	14,912.26
4.2	3,951,894.18	13.3 (+LFA)	12,490,530.00
4.3	38,837,556.09	16.2	5,712,545.47
4.4	24,036,042.81	19	6,500,000
6.1	4,200,000	20	5,190,768
6.4	515,937.96	<b>Total</b>	<b>127,494,931</b>

18

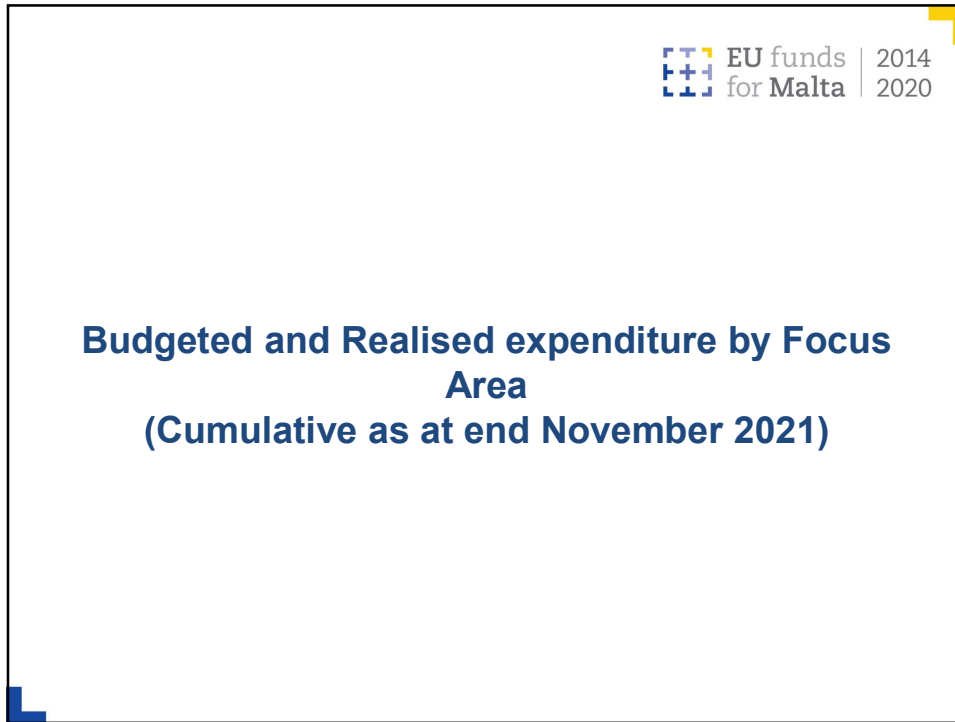
Committed – Summary (continued)	
Total RDP 2014-2020 Budget	€129,769,197.33
<b>Total Committed</b>	<b>€127,494,931 (98.2%)</b>

19

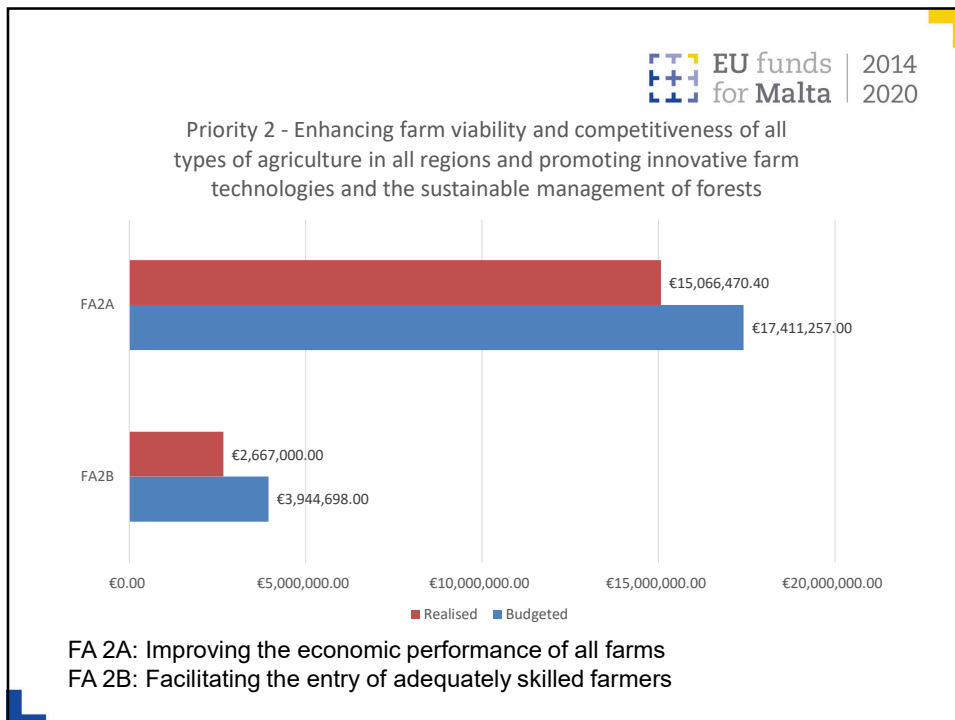
## Projects' closure by sub-Measure

	2021	Cumulative	% Completed
M4.1	32	76	40%
M4.2	2	3	17%
M4.3	2	18	60%
M4.4	39	84	44%
M6.1	14	16	27%
M19.2	42	67	38%

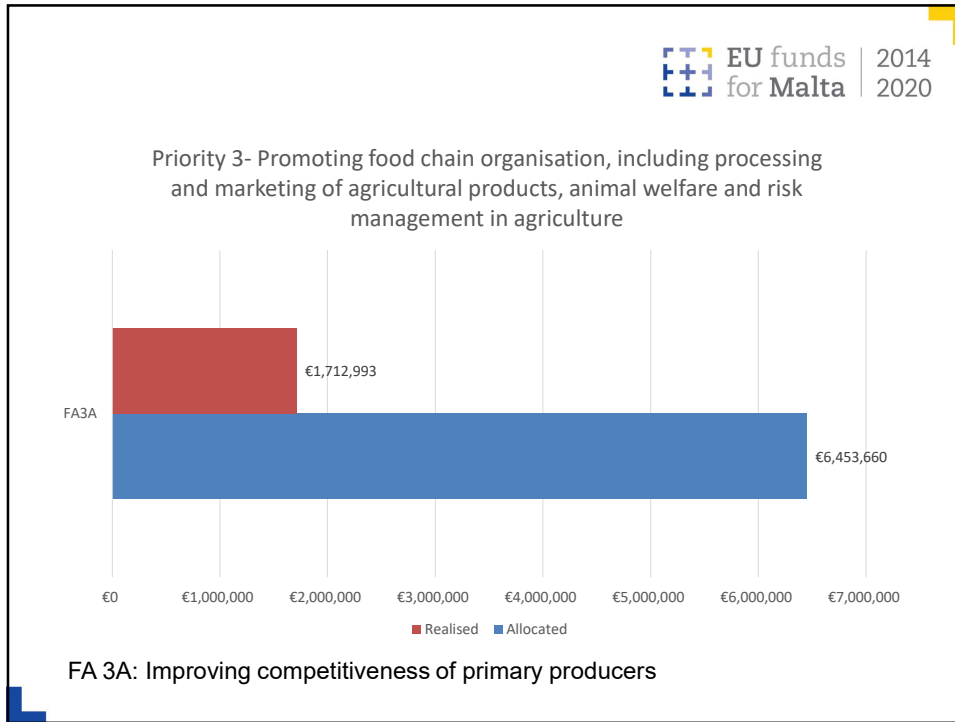
20



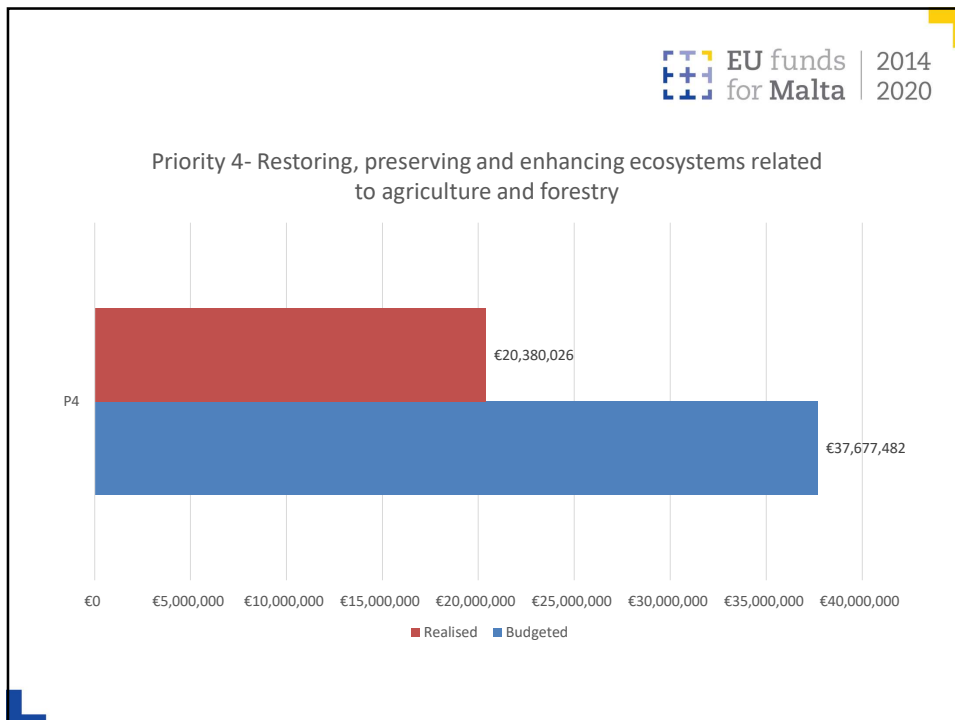
21



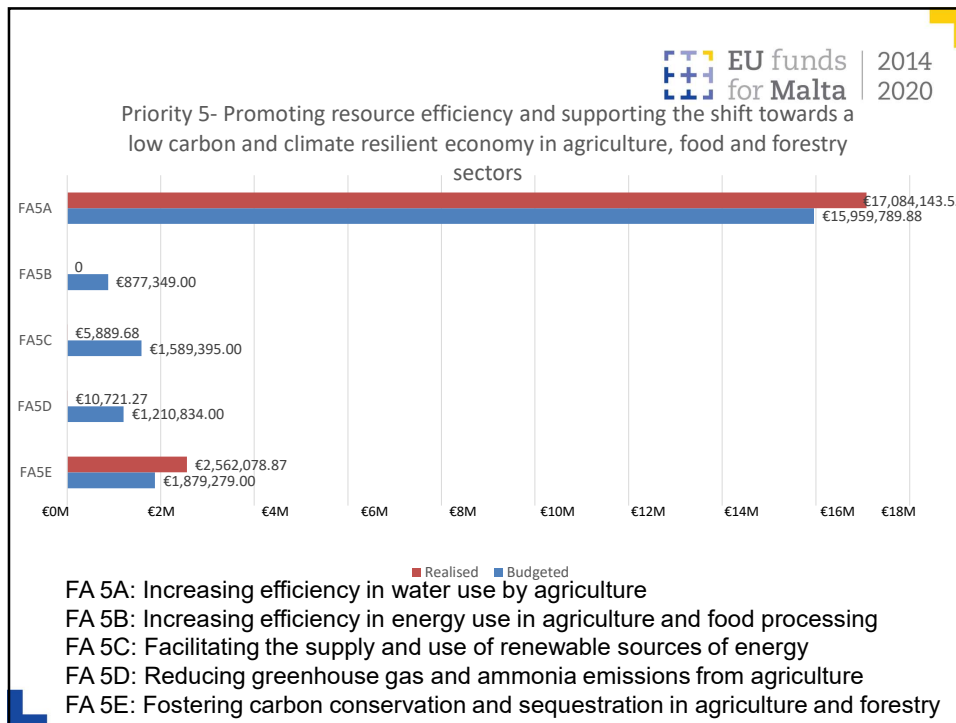
22



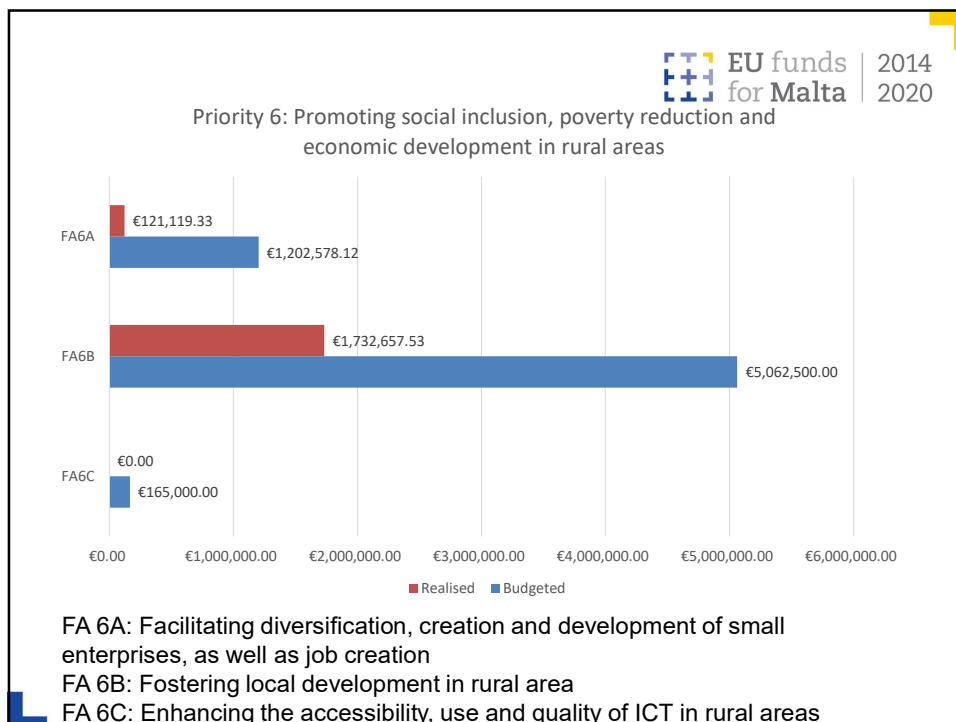
23



24




25



26

## RDP projects implementation

EU funds | 2014  
for Malta | 2020



Sub-Measure 4.1 and  
6.1

27



EU funds | 2014  
for Malta | 2020

Sub-Measure 4.1 and  
6.1



28



29



30

EU funds | 2014  
for Malta | 2020

Sub-measure 19.2



31

EU funds | 2014  
for Malta | 2020



32



## Forecasts of N+3 and Performance Framework Milestones

33

### N+3 assessment

- The N+3 target for 2020 has been achieved.
- The N+3 target for 2021 has already been achieved.

34

**Performance Framework (including Alternative Indicators)**

EU funds | 2014  
for Malta | 2020


Priority	Indicator	RDP 2023 Target	Indicative Progress (Commitments) till November 2021	Indicative Percentage progress
2	Public expenditure (€)	28,474,607.00	35,677,793.24	125.30%
2	Number of holdings supported	176	217	123.30%
2	Surface area upgraded farm access roads (sqm)	300,000	351,848.02	117.28%
3	Public expenditure (€)	8,604,879.34	4,914,417.29	57.11%
3	Number of holdings supported (M4.2)	25	18	72.00%
4	Public expenditure (€)	50,236,643.00	43,912,964.49	87.41%
4	Area under specific constraints (ha)	9,312.10	7,989	85.79%
4	Number of operations supported by M04	188	189	100.53%
5	Public expenditure (€)	28,688,863.18	28,529,321.20	99.44%
5	Agricultural and forest land (ha)	762.2	1,031.80	135.37%
6	Total Public Expenditure (€)	8,573,437.49	7,015,937.96	81.83%
6	Population covered by LAG	268,733	268,733	100.00%

35

EU funds | 2014  
for Malta | 2020


**Update on the progress on targets in the Indicator Plan (Chapter 11 of the RDP)**

36


 EU funds | 2014  
 for Malta | 2020


P1: Fostering knowledge transfer and innovation in agriculture, forestry and rural areas		
Target indicator name	Target 2023	Progress
<u>T1: percentage of expenditure under Articles 14, 15 and 35 of Regulation (EU) No 1305/2013 in relation to the total expenditure for the RDP (focus area 1A)</u>	8.19	0%
<u>T2: Total number of cooperation operations supported under the cooperation measure (Article 35 of Regulation (EU) No 1305/2013) (groups, networks/clusters, pilot projects...) (focus area 1B)</u>	4	5
<u>T3: Total number of participants trained under Article 14 of Regulation (EU) No 1305/2013 (focus area 1C)</u>	7,200	1,300

37


 EU funds | 2014  
 for Malta | 2020

P2: Enhancing farm viability and competitiveness of all types of agriculture in all regions and promoting innovative farm technologies and the sustainable management of forests		
Target indicator name	Target 2023	Progress
<u>T4: percentage of agricultural holdings with RDP support for investments in restructuring or modernisation (focus area 2A)</u>	0.93	1.27%
<u>T5: percentage of agricultural holdings with RDP supported business development plan/investments for young farmers (focus area 2B)</u>	0.48	0.48%


38


 EU funds | 2014  
 for Malta | 2020

**P3: Promoting food chain organisation, including processing and marketing of agricultural products, animal welfare and risk management in agriculture**

Target indicator name	Target 2023	Progress
<b><u>T6: percentage of agricultural holdings receiving support for participating in quality schemes, local markets and short supply circuits, and producer groups/organisations (focus area 3A)</u></b>	<b>1.36</b>	<b>0.37%</b>


39


 EU funds | 2014  
 for Malta | 2020

**P4: Restoring, preserving and enhancing ecosystems related to agriculture and forestry**

	Target 2023	Progress
<b><u>T9: percentage of agricultural land under management contracts supporting biodiversity and/or landscapes (focus area 4A)</u></b>	6.37	6.73
<b><u>T10: percentage of agricultural land under management contracts to improve water management (focus area 4B)</u></b>	2.98	2.79
<b><u>T12: percentage of agricultural land under management contracts to improve soil management and/or prevent soil erosion (focus area 4C)</u></b>	2.98	6.13


40

 EU funds | 2014  
for Malta | 2020

**P5: Promoting resource efficiency and supporting the shift towards a low carbon and climate resilient economy in agriculture, food and forestry sectors**

Target indicator name	Target 2023	Progress
<b><u>T14: percentage of irrigated land switching to more efficient irrigation system (focus area 5A)</u></b>	5.44	7.27
<b><u>T15: Total investment for energy efficiency (€) (focus area 5B)</u></b>	759,597.00	0
<b><u>T16: Total investment in renewable energy production (€) (focus area 5C)</u></b>	3,038,387.00	7,852.91


41

 EU funds | 2014  
for Malta | 2020

**P5: Promoting resource efficiency and supporting the shift towards a low carbon and climate resilient economy in agriculture, food and forestry sectors**

Target indicator name	Target 2023	Progress
<b><u>T17: percentage of LU concerned by investments in live-stock management in view of reducing GHG and/or ammonia emissions (focus area 5D)</u></b>	16.09	0.01
<b><u>T19: percentage of agricultural and forest land under management contracts contributing to carbon sequestration and conservation (focus area 5E)</u></b>	5.31	8.89


42


 EU funds | 2014  
 for Malta | 2020

**P6: Promoting social inclusion, poverty reduction and economic development in rural areas**

Target indicator name	Target 2023	Progress
<b>T20: Jobs created in supported projects (focus area 6A)</b>	24	4
<b>T21: percentage of rural population covered by local development strategies (focus area 6B)</b>	99.97	99.97
<b>T23: Jobs created in supported projects (Leader) (focus area 6B)</b>	10	5

43


 EU funds | 2014  
 for Malta | 2020

**Specific Target indicator(s)**

Target indicator	Focus Area	Target value 2023	
		Target 2023	Progress
Percentage of total public expenditure (M1.1 to M1.3) allocated for ICT actions/interventions	6C	20	0
Nr of operations supported under M4.2 contributing to FA3A (M4.2)	3A	25	18

44

### **Simplification Measures:**

- **Introduction of new Simplified Cost Options**
- **Completion and submission of Project Progress Reports, Project Closure Reports and Change Requests online**

45

- SCO 1 – Building and Restoration of Rubble Walls
- SCO 2 – Project Management Fees
- SCO 3 – Supply and Installation of Photovoltaic Panels
- SCO 4 – Tractors
- SCO 5 – Supply, Construction and Installation of Greenhouses

46

## Online Progress and Project Closure Reports

 EU funds | 2014  
for Malta | 2020

- To date, the Managing Authority requested over 600 Progress Reports from several RDP measures beneficiaries.
- Progress Reports are designed to monitor the implementation of RDP projects and include brief description of the major achievements achieved through a specific time period.
- All projects are subject to a closure report

47

 EU funds | 2014  
for Malta | 2020

- It is being envisaged that as from 2022, both Progress and Closure reports are circulated, compiled and evaluated online.

48



## Reporting Activities

49

## Annual Implementation Report 2020

- The Annual Implementation Report for 2020 was drafted by the Managing Authority and submitted by the end of June 2021.
- Prior to submission, this report was circulated amongst members of the Monitoring Committee for their consideration and approval via written procedure.
- This AIR was approved by the European Commission in July 2021.

50

## Evaluation on sub-Measure 6.1

 EU funds | 2014  
for Malta | 2020

- An evaluation of sub-Measure 6.1 was drafted and finalised by the external RDP evaluators.
- Evaluation results, together with the evaluation report are available on the MA's website.

51

 EU funds | 2014  
for Malta | 2020

## Administrative Capacity Building

52

## Training Activities

MA staff attended various training events, including:

- Various meetings, workshops, seminars and training courses, including those organised by the European Commission, European Evaluation Helpdesk for Rural Development.
- Seminars organised by the RDP external evaluators.
- Training organized by the Institute of Public Services.
- EU funds management courses;

53

## Communication and Events

54



## Events carried out by the Managing Authority and the National Rural Network Malta (NRNM)

## NRN Newsletters



**NATIONAL RURAL NETWORK MALTA**



EDITION 21 MAY 2021

### Thematic Evaluation - Young Farmers

**RDP 2014-2020**

Between December 2020 and February 2021, the Managing Authority of the EAFRD within the Funds and Programming Division launched an evaluation study on the Rural Development Programme 2014-2020, more specifically a thematic evaluation on young farmers covering Measures 6.1, Business Start-Up Aid for Young Farmers, of land ownership, environmental the same programme. This is being implemented as part of the evaluation contract that the Managing Authority has with EMCS Ltd in collaboration with E Cubed Consultants Ltd and AdB Associates. As advocated by the European Evaluation Helpdesk, the evaluation consisted of a mixed-methods approach which ensured appropriate triangulation of different data sources. More specifically, the evaluation design consisted of the following elements:

- Overview of the implementation of Measure 6.1
- An assessment of the Business Plans and Performance Progress Reports submitted by beneficiaries;
- Telephone survey with beneficiaries of Measure 6.1;
- Interviews conducted with key stakeholders working with young farmers; and
- Structured focus groups with selected beneficiaries and non-beneficiaries.

**BACKGROUND**


In 2019, the agricultural sector in Malta produced about 0.5% of the total Gross Value Added (GVA) generated by the economy (Eurostat) and accounted for about 0.8% of the total gainfully occupied population (NSO, Registered Employment). As highlighted in the Agricultural Policy for the Maltese Islands (2019-2028), while the sector's contribution to the

Maltese economy is low, it plays a multifunctional role ranging from food production and food security which are particularly important for an island state. The sector also plays an important role in conservation, recreational landscape, and a backbone for the tourism industry, that go beyond the direct economic relevance.





**NATIONAL RURAL NETWORK MALTA**



EDITION 22 AUGUST 2021

### SYNECO

Recovering value from pig and cow slurry to promote environmental synergies

The Farmers Central Cooperative Society Ltd (FCCS) has recently been awarded a grant of just under €2M to implement a project submitted under Measure 16.2. Support for pilot projects, and for the development of new products, practices, processes and technologies, of the Rural Development Programme for Malta (2014-2020), European Agricultural Fund for Rural Development. This project is co-financed from the European Agricultural Fund for Rural Development at a rate of 75% European Union and 25% Government of Malta. The project aims to recover value from pig and cow slurry to promote environmental synergies. The project's acronym is SYNECO.

SYNECO aims to enhance circular economy in Malta and reduce environmental impacts and climate change emissions from the disposal

of pig and cow slurry. The project specifically deals with the treatment of cow and pig manure and recovers this resource into biofertilizer for use in agriculture in accordance with best agricultural practice – including crop and fertilizer plans. The project is a 20-month project and will be carried out in close collaboration with the cow (Koperattiva Produzzur tal-Halib) and pig (Koperattiva ta' min inħabba l-Majjal) cooperatives. SYNECO will allocate the challenges that these cow and pig breeders face today when it comes to the management of the slurry that their farms generate.

This pilot project is a follow-up from a 'proof of concept' project funded by GAB (Government of Agricultural Bio-resources) and carried out in 2018 when pig and cow slurry was treated successfully to recover water, fibres and organic concentrate. SYNECO enhances the feasibility of the proposed solution and will test the recovered products in the laboratory and on the field to assess soil and plant performance as well as to monitor whether these recovered products will have an adverse effect on the environment.




Figure 1. SYNECO: A circular economy approach.

Figure 2. Proof of concept installation on a local pig farm.



Rural Development Programme for Malta 2014-2020  
Part financed by the European Union  
Contract No. 01/2014/0001  
75% European Union and 25% Government of Malta  
The European Agricultural Fund for Rural Development  
Europe Investing in Rural Areas



Rural Development Programme for Malta 2014-2020  
Part financed by the European Union  
Contract No. 01/2014/0001  
75% European Union and 25% Government of Malta  
The European Agricultural Fund for Rural Development  
Europe Investing in Rural Areas

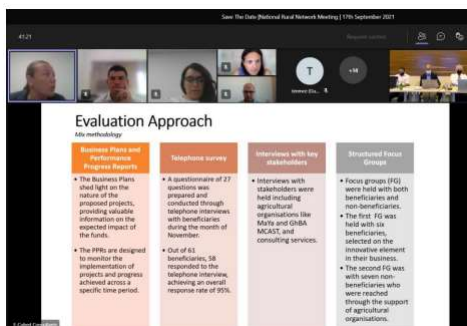
## Short Message Service (SMS)

- The MA sends out SMSs to potential applicants upon launching of its sub-measures.
- The MA also sends out SMSs to potential applicants informing them about the information sessions previously mentioned.
- This service is also being used to communicate with RDP beneficiaries on reminders such as project deadlines.

57

## National Rural Network Committee Meeting (virtual)

The National Rural Network Committee meeting was held on the 17<sup>th</sup> September 2021



Join The National Rural Network Meeting | 17th September 2021

41:21

### Evaluation Approach

Adv methodology

Business Plans and Performance Financial Reports	Statistical survey	Interviews with key stakeholders	Structured Focus Groups
<ul style="list-style-type: none"> <li>The Business Plans shed light on the nature of the proposed projects, providing valuable information on the expected impact of the funds.</li> <li>The FFRs are designed to monitor the implementation of projects and progress achieved across a specific time period.</li> </ul>	<ul style="list-style-type: none"> <li>A questionnaire of 27 questions was prepared and conducted through telephone interviews with beneficiaries during the month of November.</li> <li>Out of 61 beneficiaries, 58 responded to the telephone screening, achieving an overall response rate of 95%.</li> </ul>	<ul style="list-style-type: none"> <li>Interviews with stakeholders were held including agricultural organisations like Malta and GABA, MCAST, and consulting services.</li> </ul>	<ul style="list-style-type: none"> <li>Focus groups (FG) were held with both beneficiaries and non-beneficiaries.</li> <li>The first FG was held with six beneficiaries, selected on the innovative element in their business.</li> <li>The second FG was with seven non-beneficiaries who were reached through the support of agricultural organisations.</li> </ul>

58

## Press Releases



TIMES MALTA

Home
Latest
National
World
Opinion
Community
Sport
Motoring
Business
Entertainment

### Farmers' group receives €3 million to turn waste into fertiliser

National | Agriculture  
June 16, 2021 | Matthew Xusieb | 16  
2 min read





Press article  
– sub-  
measure  
16.2

59

## Press Releases





Home
Projects
About Us

### RURAL ROADS IN QRENDI GET FACELIFT THROUGH EU FUNDS

An investment of €600,000 in the village of Qrendi and surrounding areas was carried out in a bid to improve the quality of local rural roads in the area. Rural roads are considered as crucial for Maltese farmers, for residents who use them as secondary routes, for cyclists, and also for anyone who walks and exercises on these roads.

Through this outlay of EU funding, authorities have continued to strengthen the accessibility of rural roads around Malta and Gozo, while providing better tools for farmers to be able to do their work and enter their farms and fields more easily.

Mayor of Qrendi David Schembri explained how the work conducted in the two kilometre stretch of countryside road has benefited the numerous potato and onion crop harvesters who have for decades worked these fields. He continued by saying that numerous Maltese and foreign visitors opt to use this country road as part of their daily exercise, together with cyclists who have also included the road as part of their leisure routes.

These rural roads created a link to the UNESCO World Heritage sites at Fgagar Qim, the Ghar Lapsi and Wied iż-Żurriq bays, as well as the Siggiewi, Zebbug and Rabat making the journey shorter, with no traffic and more easily accessible to all.

In total, more than €17.2 million in EU funding has been targeted towards the upgrading of rural roads.

Read more on CDE News  
Photos - DOI Kevin Abela

Press article  
– sub-  
measure  
4.3

60

## Social Media updates





61

## Managing Authority website



- The MA's website is continuously updated.



62

