




GOVERNMENT
OF MALTA



Rural Development Programme for Malta 2014-2022



Monitoring Committee
30th October 2025

Programme Implementation



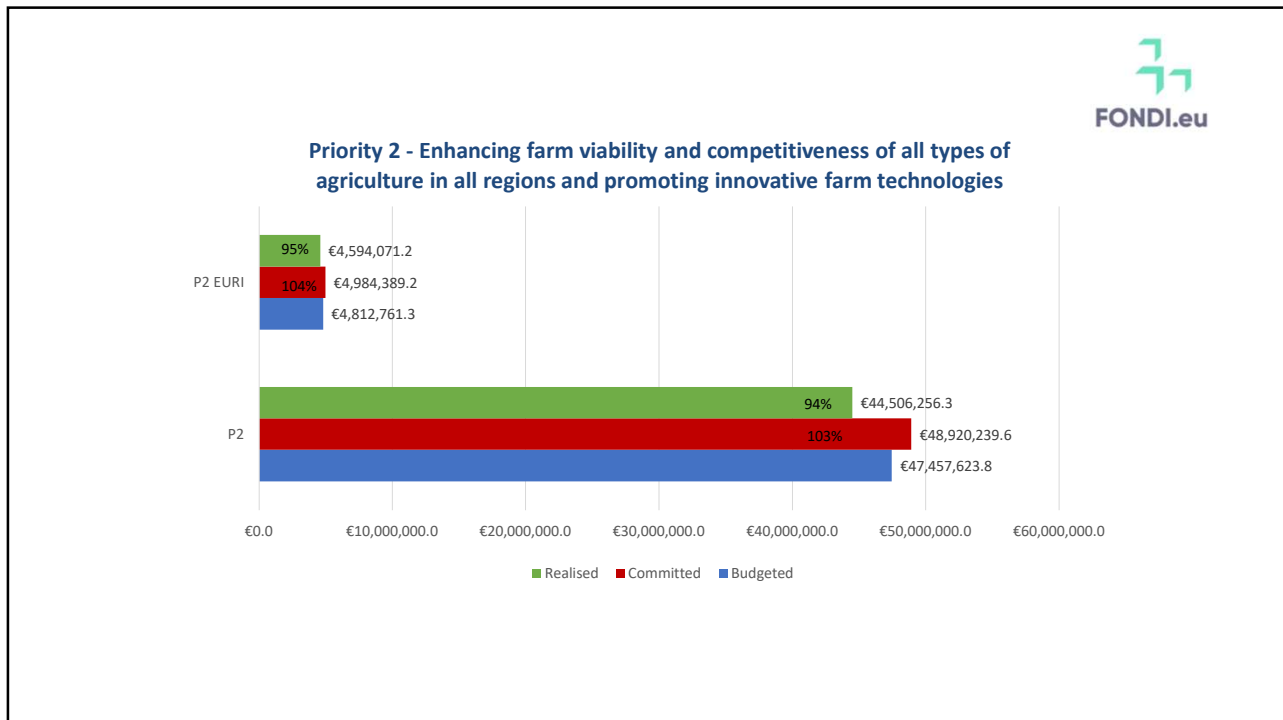
Co-funded by
the European Union

1

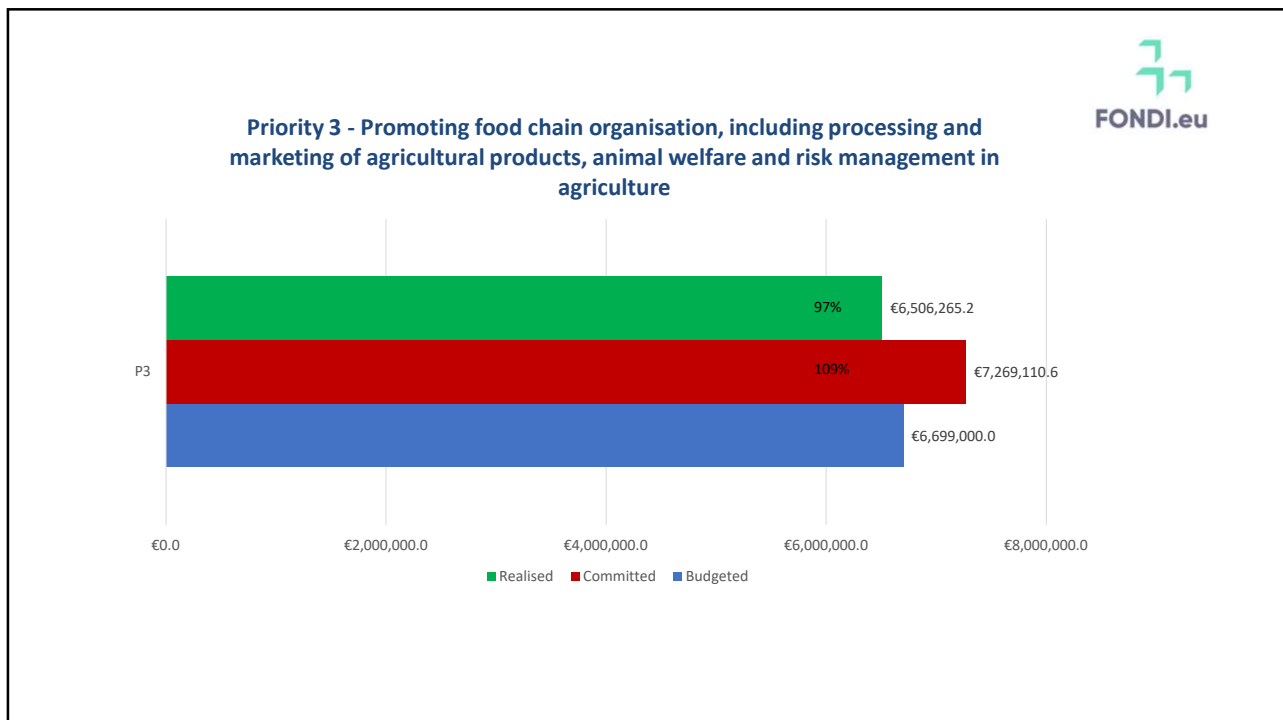


Committed and Realised Amounts by Priority Area (mid-October 2025)

2

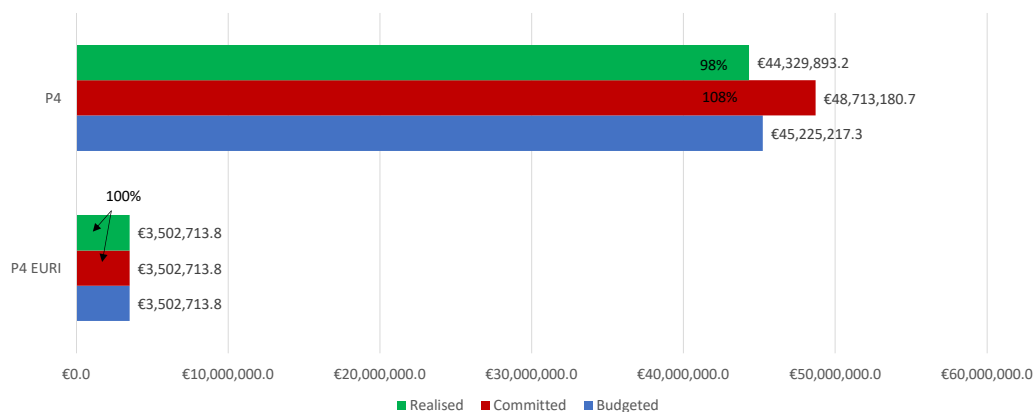


3



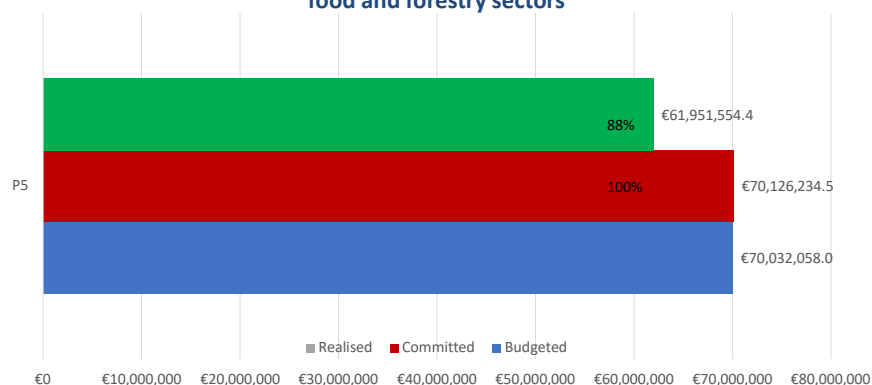
4

Priority 4 - Restoring, preserving and enhancing ecosystems related to agriculture and forestry

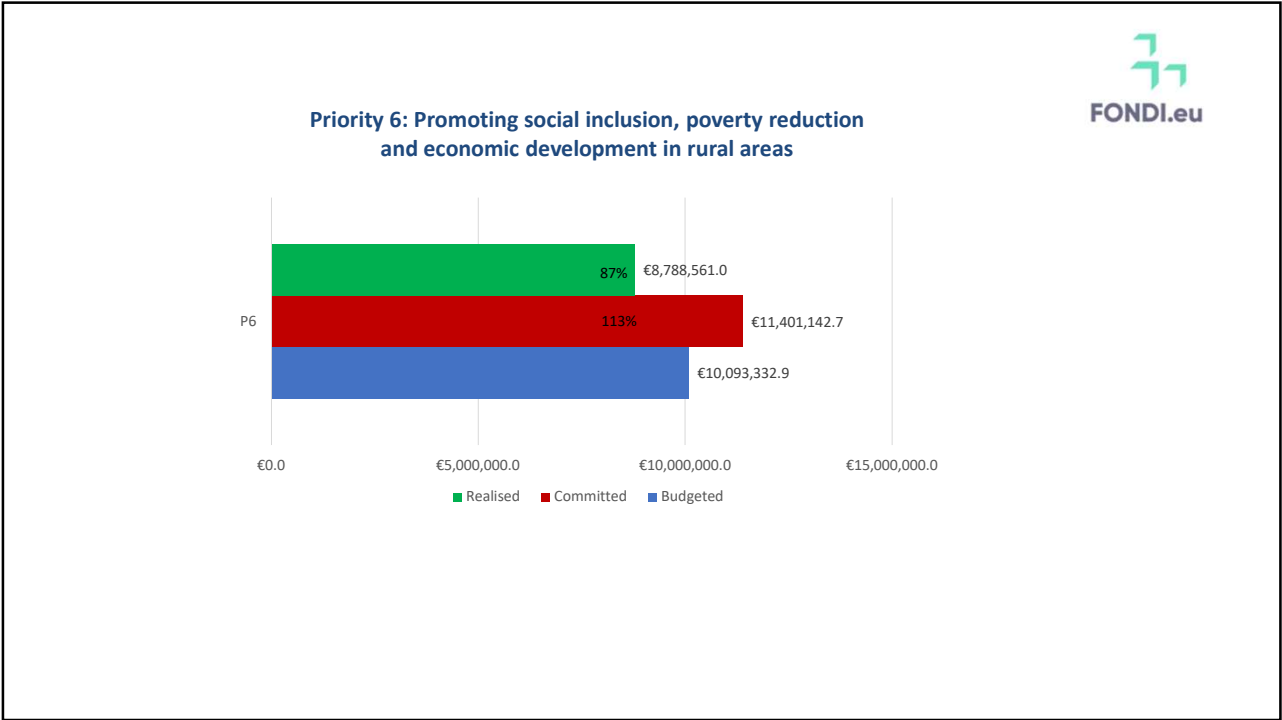


5

Priority 5 - Promoting resource efficiency and supporting the shift towards a low carbon and climate resilient economy in agriculture, food and forestry sectors



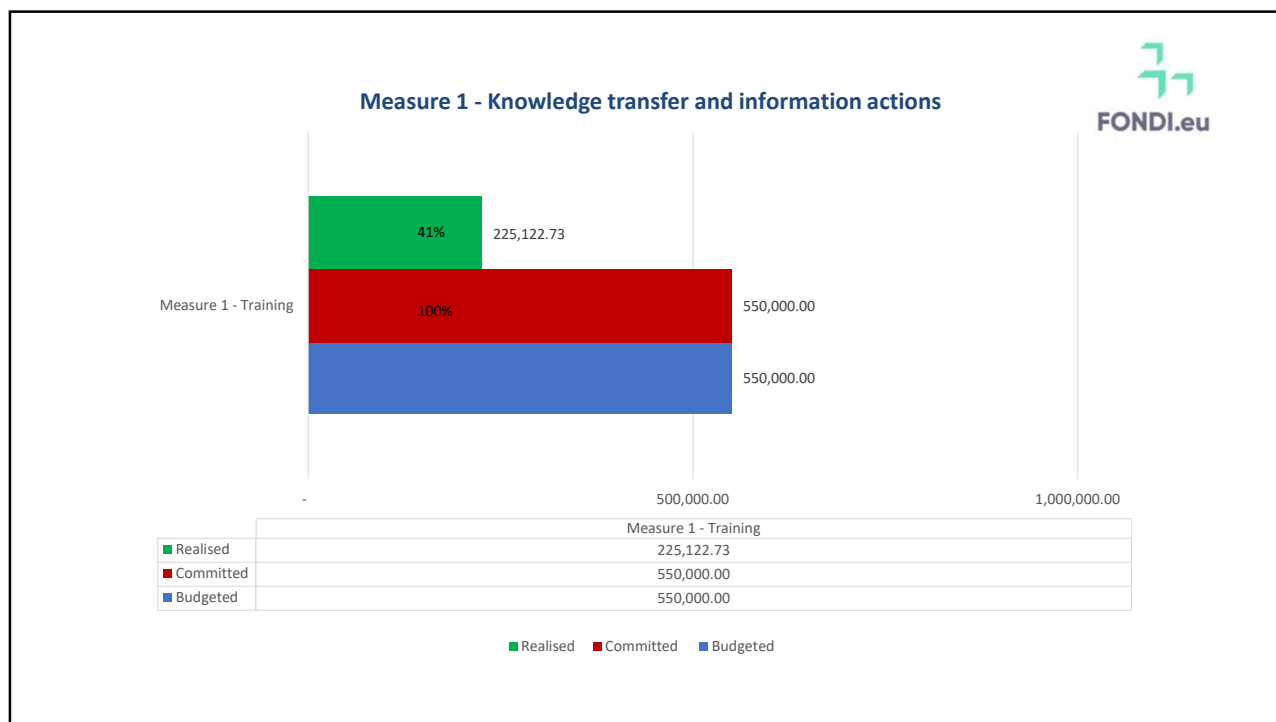
6



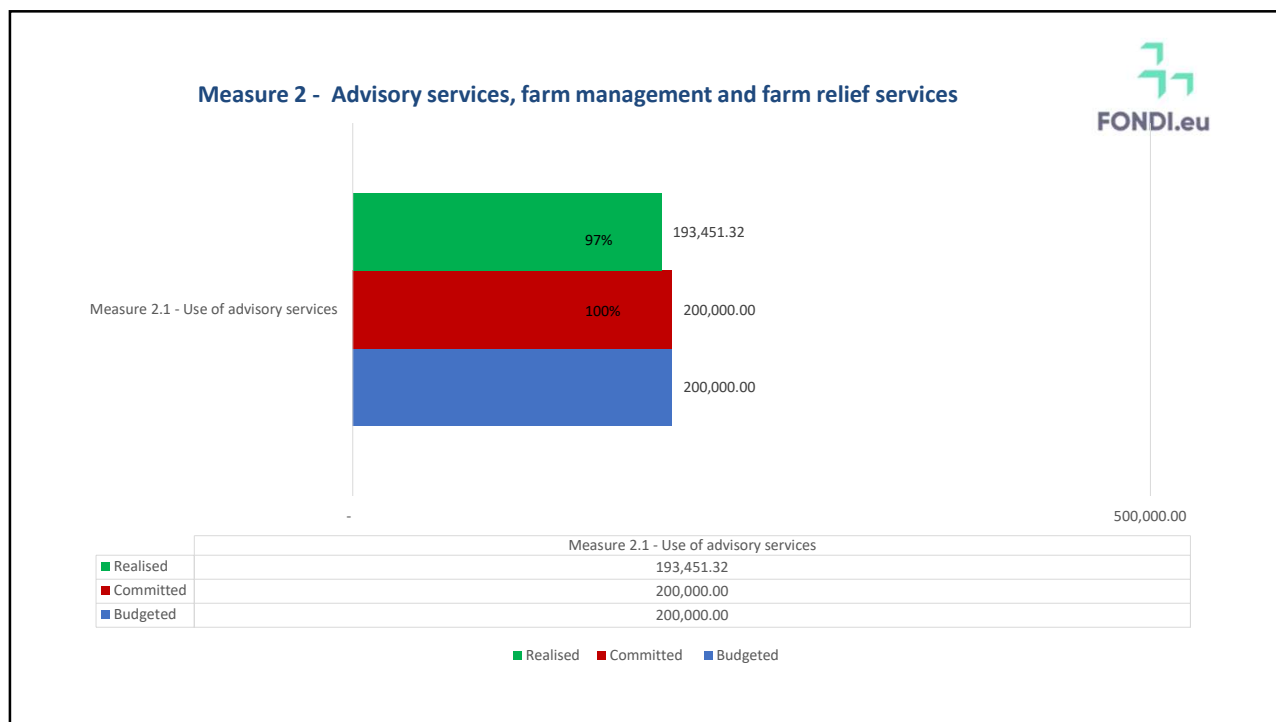
7



8

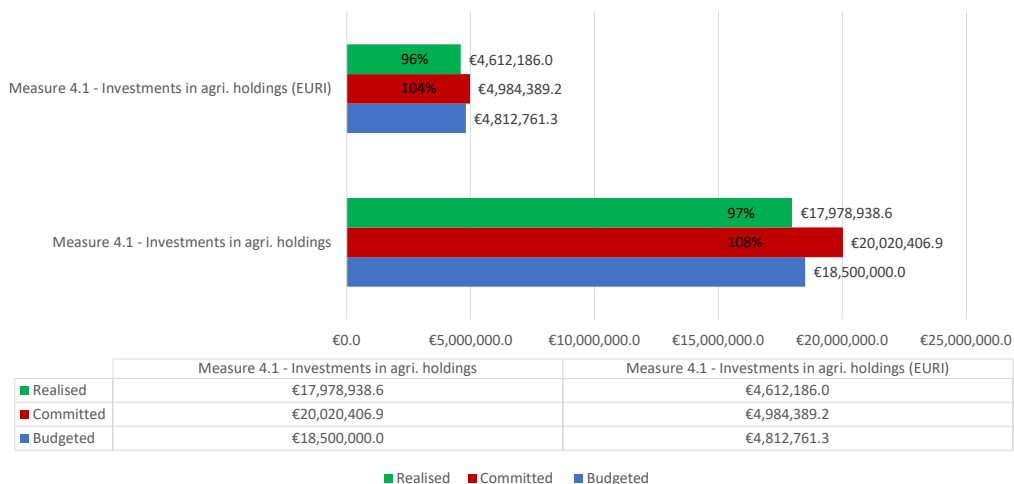


9



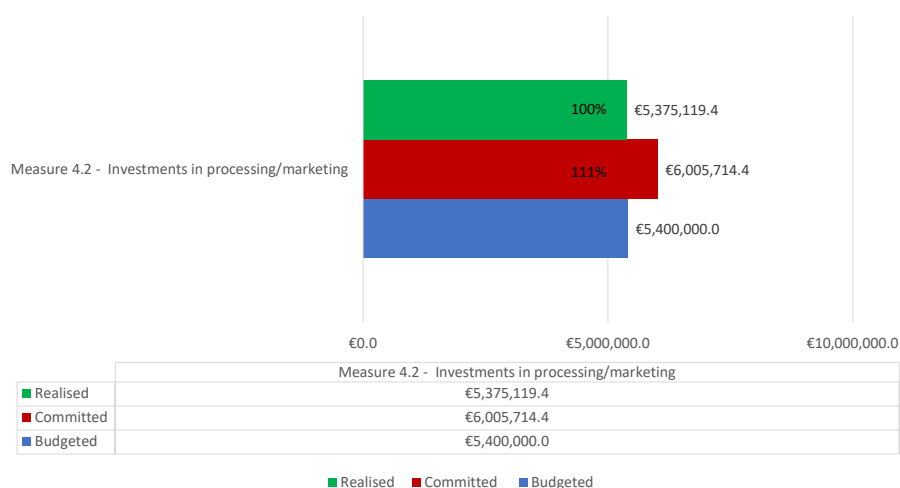
10

Measure 4.1 - Investments in agri. holdings



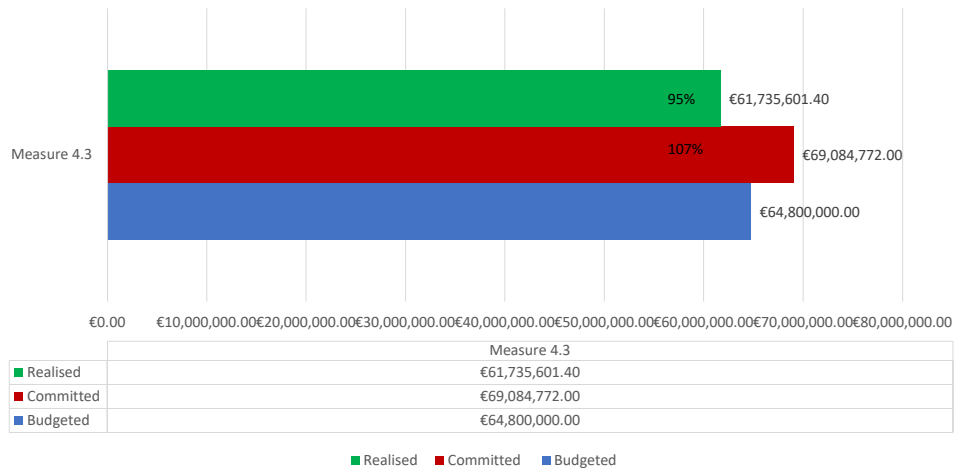
11

Measure 4.2 - Investments in processing/marketing assets



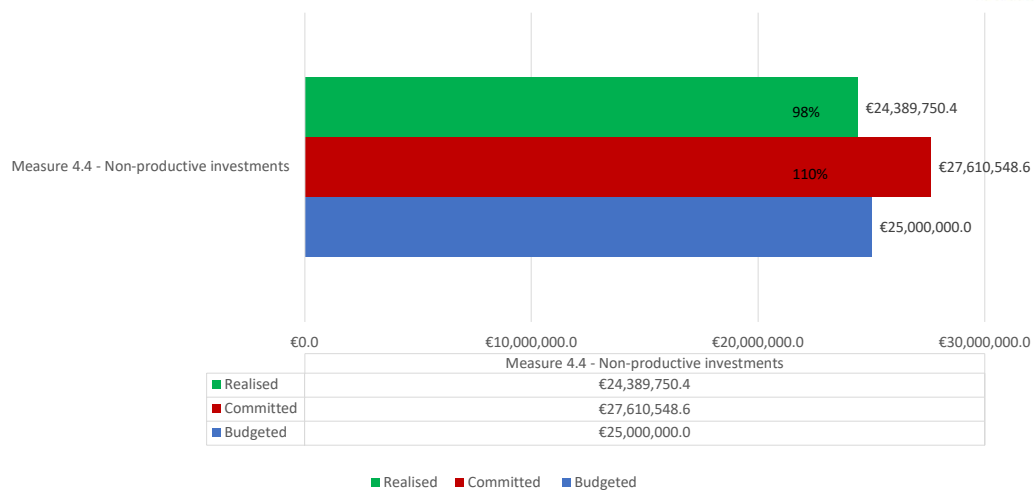
12

Measure 4.3 - Support for investments in infrastructure related to development, modernisation or adaptation of agriculture and forestry

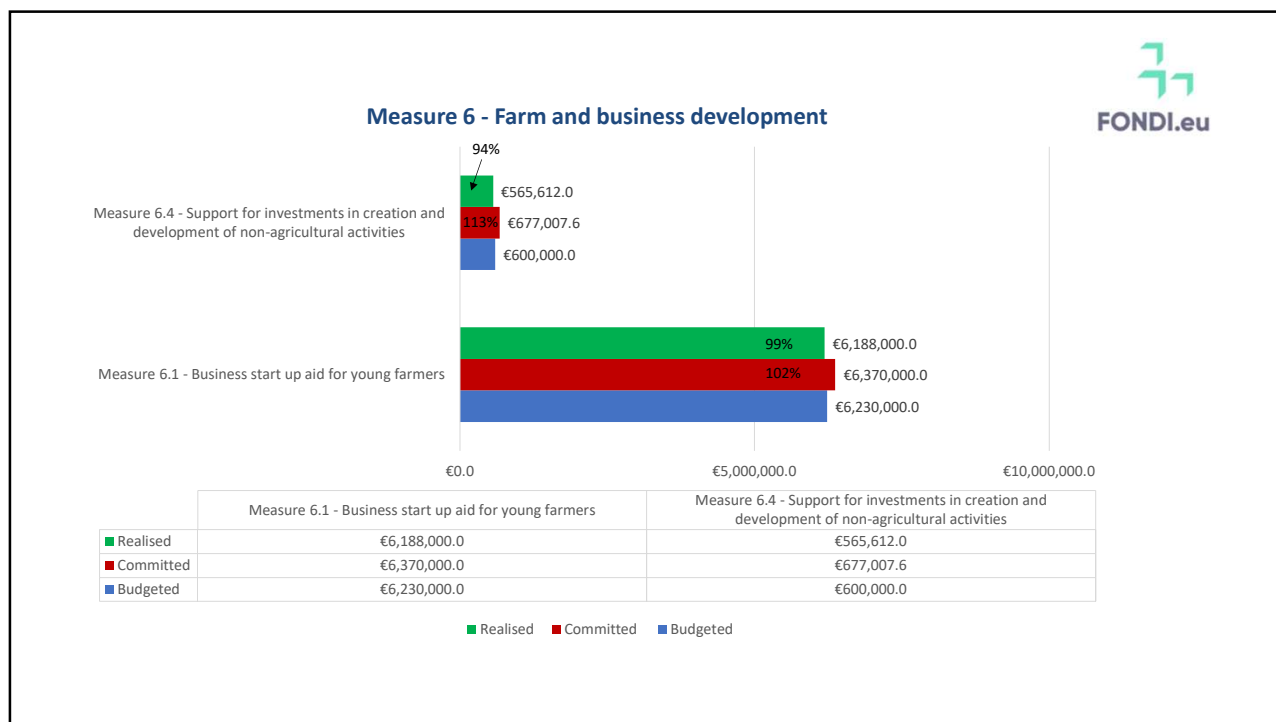


13

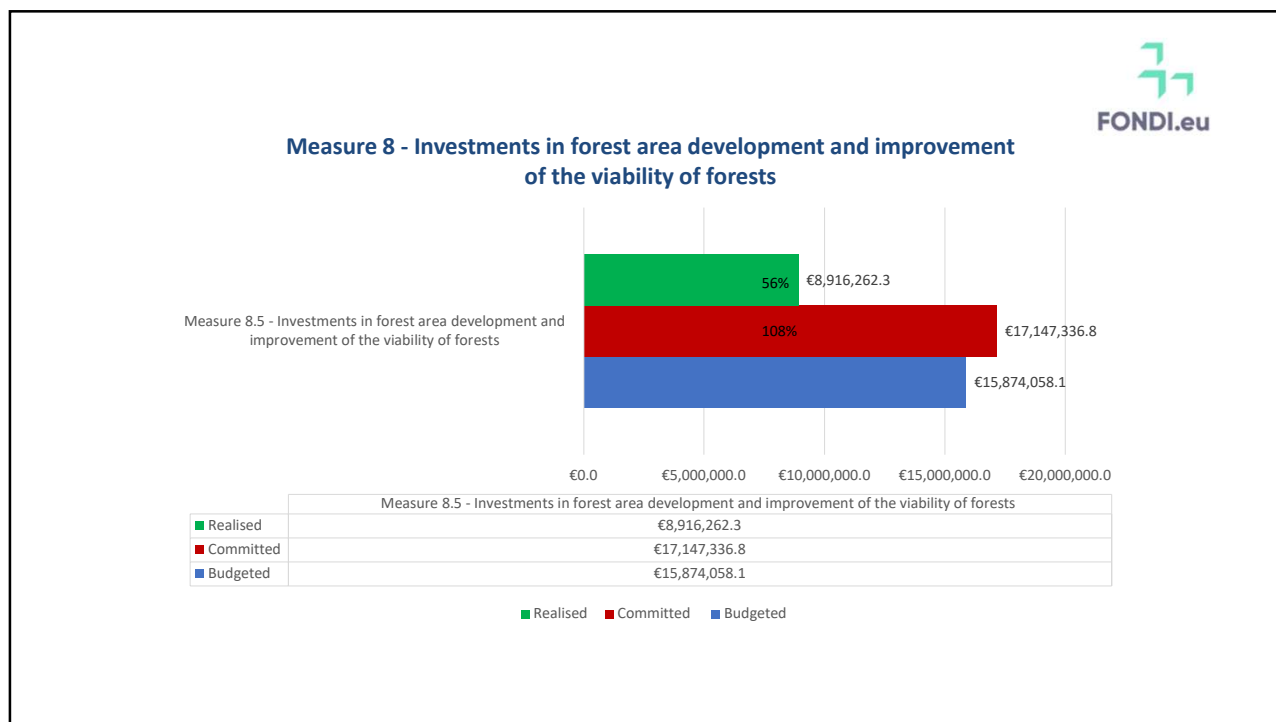
Measure 4.4 - Non-productive investments



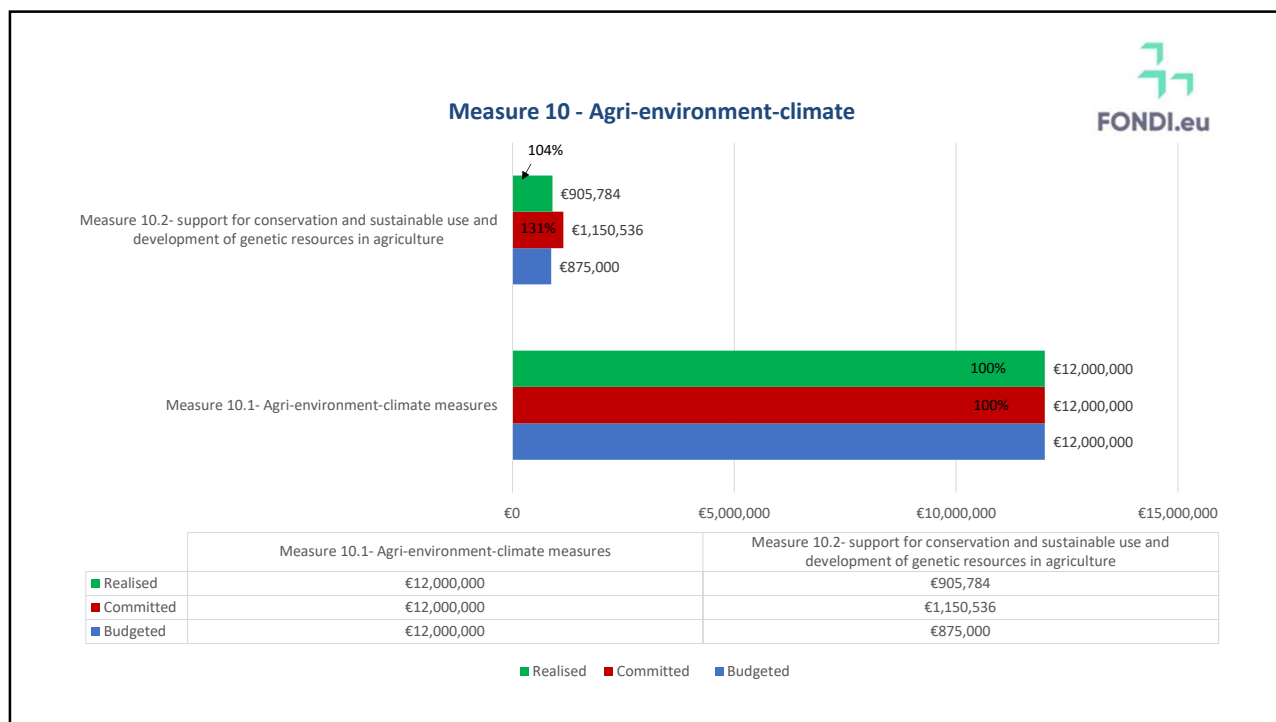
14



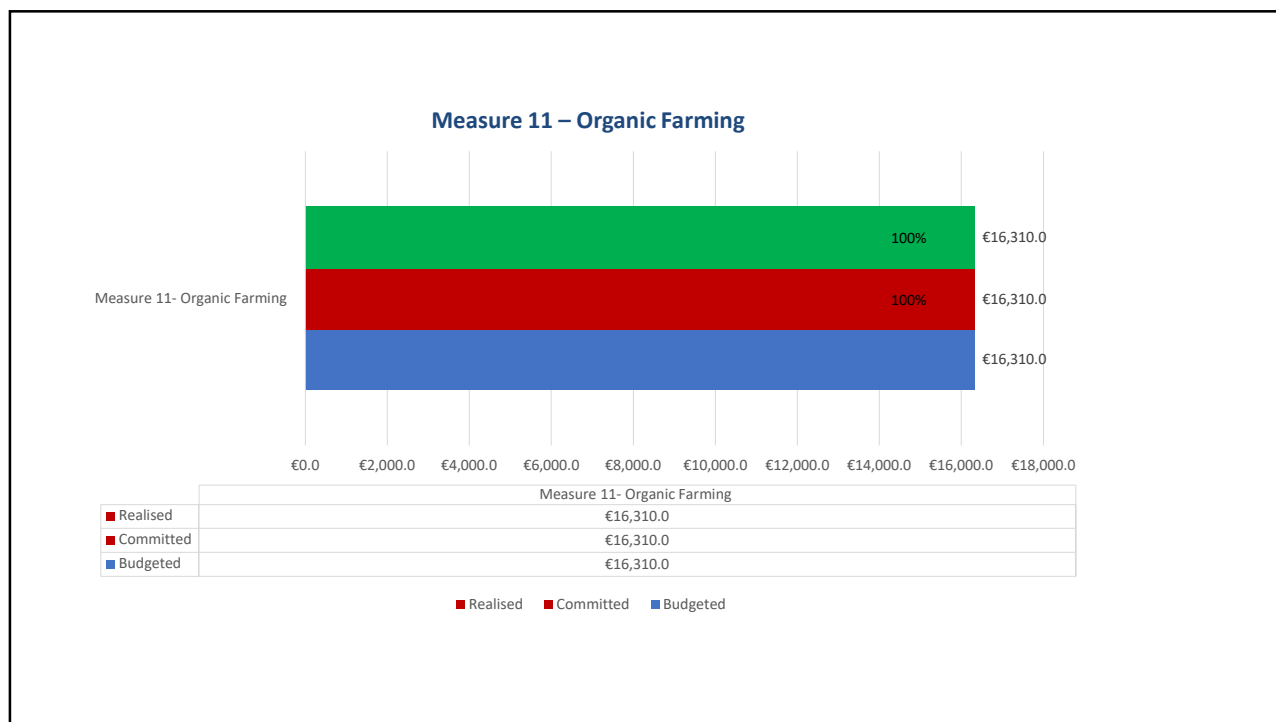
15



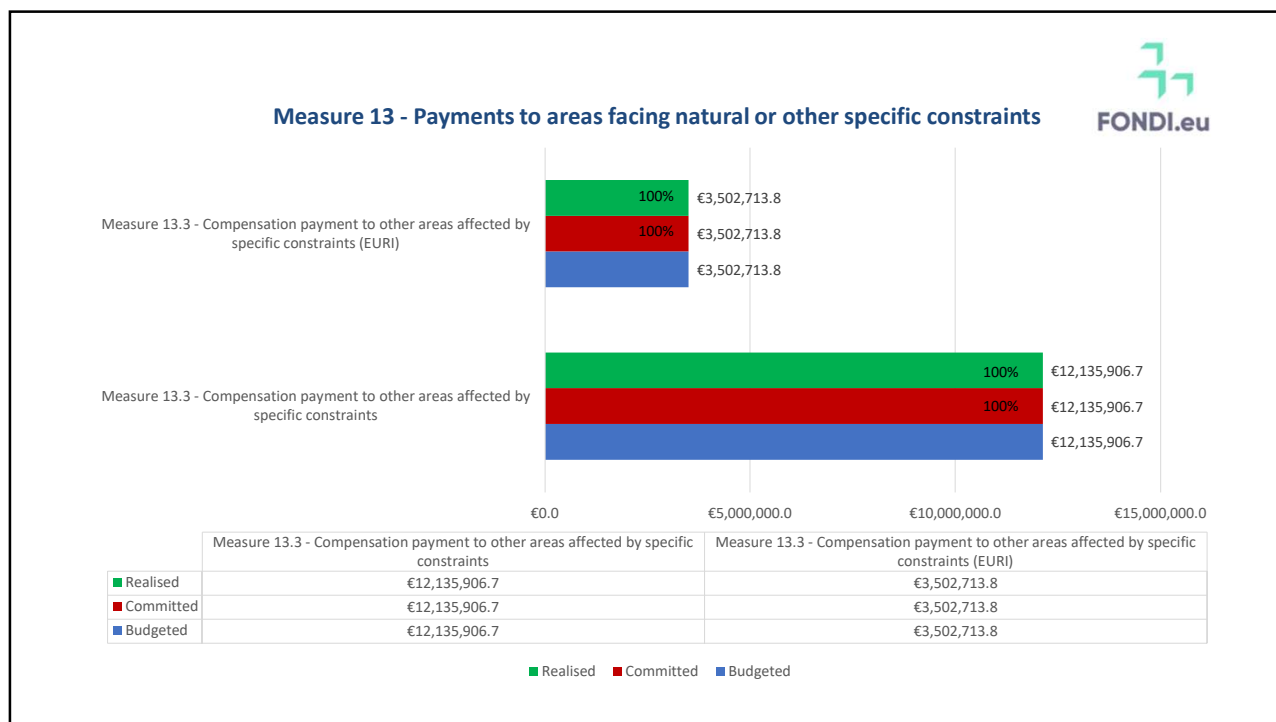
16



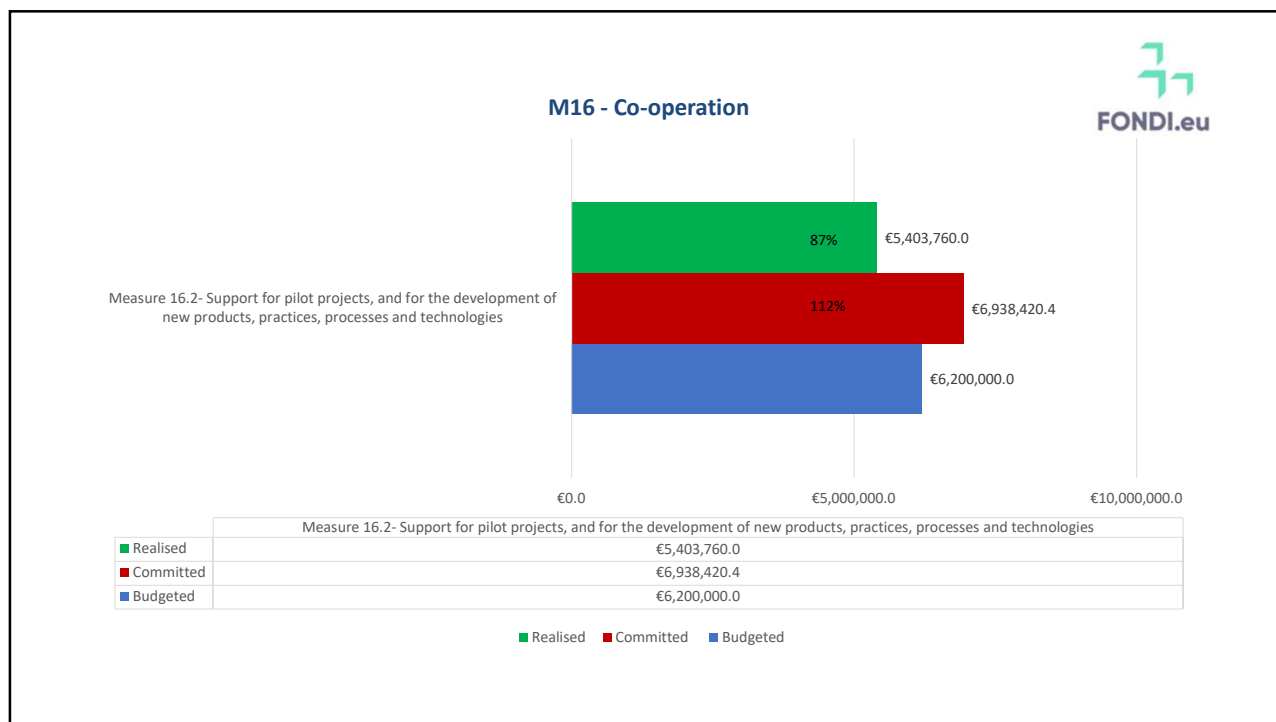
17



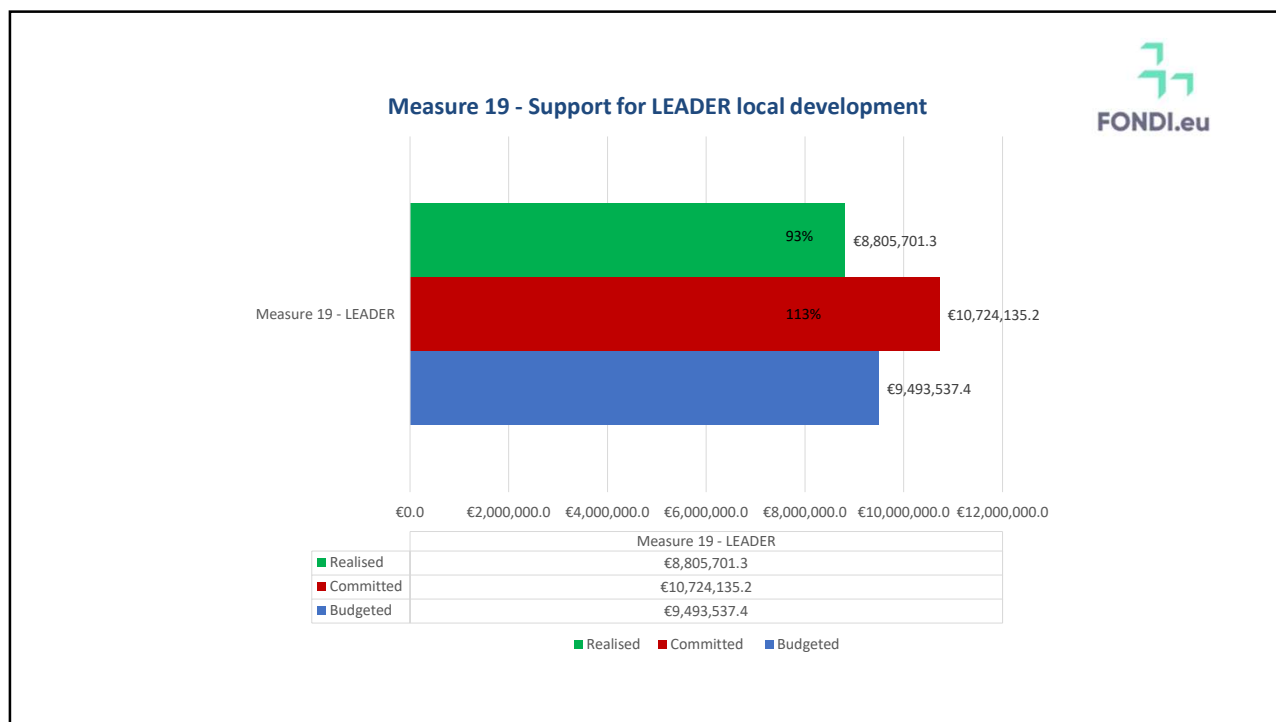
18



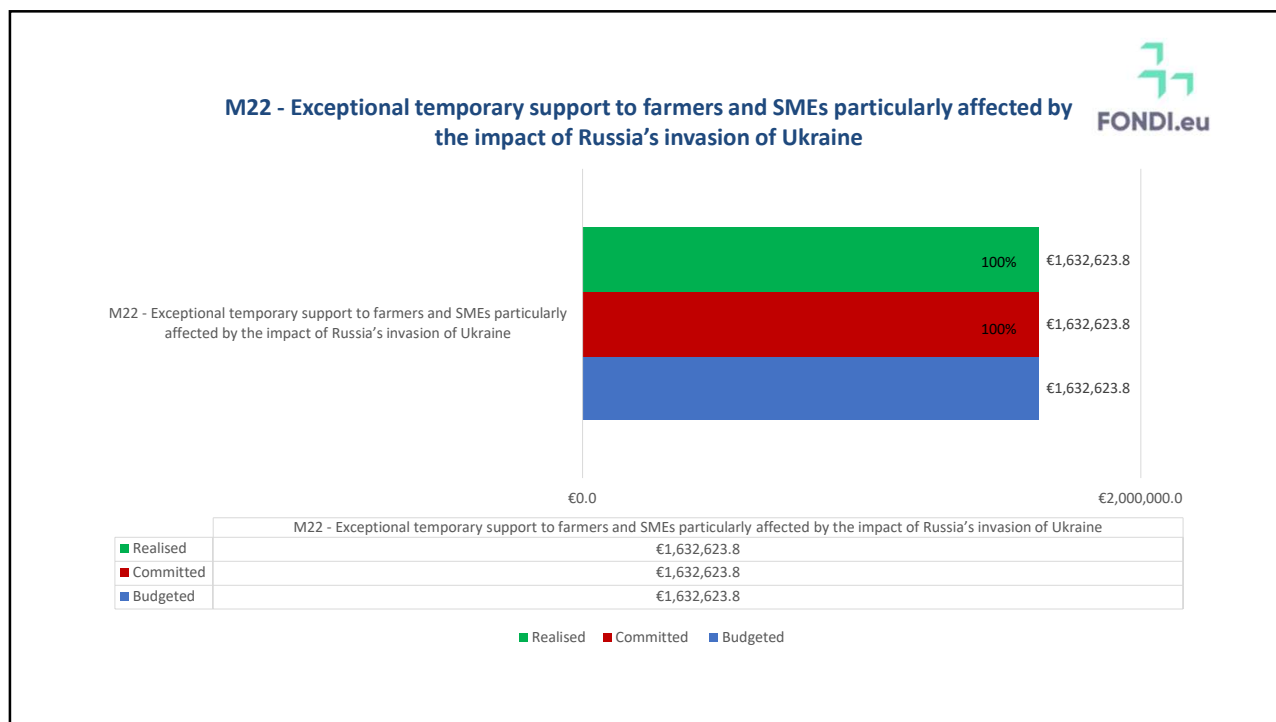
19



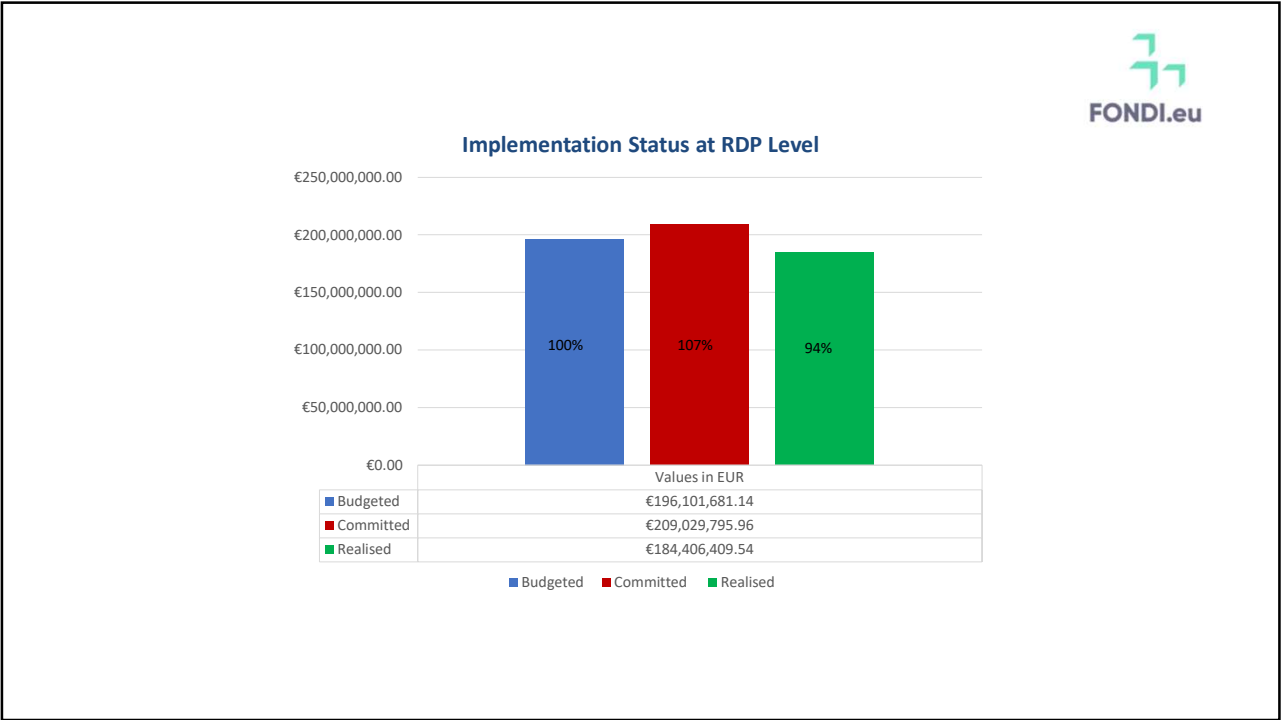
20



21



22



23



24

Measure 4.1



25

Measure 16.2



26

Measure 19.2



27



Forecasts of N+3 and Performance Framework Milestones

28

N+3 Assessment and Forecast 2025 - EAFRD



- MT expects to achieve the N+3 target for 2025
- As at today, at the level of the Programme, 94% of the target had been utilised, €140,432,850.0 out of €149,263,879.3 (EAFRD share) have been claimed.
- This leaves a remaining gap of circa €8.83M (EU Share)
- In the coming days, payments of circa [€2.4M] will be disbursed in view of claims in hand, bringing the gap to circa €6.4M
- Based on current open projects that are yet to submit their final payment claims, the value there exceeds €8M

29

29

N+3 Assessment and Forecast - EURI



- MT expects to achieve the N+3 target for 2025.
- As at today, 97% of the target had been utilised, being €8,512,172.3 out of €8,750,475.
- This leaves a remaining gap of circa €0.23M that will be disbursed in the coming weeks.

30

30

Performance Framework

(including Alternative Indicators)



Priority	Indicator	RDP v9 2025 Target	Indicative Progress (Realised October 2025)	Indicative Percentage progress (Realised October 2025)
2	Public expenditure (€)	47,457,624	44,506,256	94%
2	Number of holdings supported	313	318	102%
2	Surface area upgraded farm access roads (sqm)	460,000.00	403,000*	87%
3	Public expenditure (€)	6,699,000	6,506,265	97%
3	Number of holdings supported (M4.2)	19	19	100%
4	Public expenditure (€)	45,225,217	44,329,893	98%
4	Area under specific constraints (ha)	9,312	10,960	118%
4	Number of operations supported by M04	203	235	116%
5	Public expenditure (€)	70,032,058	61,951,554	88%
5	Agricultural and forest land (ha)	680.00	2,674.30	393%
6	Total Public Expenditure (€)	10,093,332.91	8,788,561	87%
6	Population covered by LAG	268,733	283,284.00	105%

31

31



Update on the progress on targets in the Indicator Plan (Chapter 11 of the RDP)

32

Progress on targets in the Target Indicator Plan

- Based on progress achieved in AIR 2024 (reported June 2025) and updating of targets following the latest RDP modification.

Indicator	Indicator	2025 Target RDP v9	Realised (AIR 2024)	Percentage progress (AIR 2024)
T1	percentage of expenditure under Articles 14, 15 and 35 of Regulation (EU) No 1305/2013 in relation to the total expenditure for the RDP (focus area 1A)	3.54	2.10	60%
T2	Total number of cooperation operations supported under the cooperation measure (Article 35 of Regulation (EU) No 1305/2013) (groups, networks/clusters, pilot projects...) (focus area 1B)	4.0	4.0	100%
T3	Total number of participants trained under Article 14 of Regulation (EU) No 1305/2013 (focus area 1C)	1,500	1,349.00	90%
T4	percentage of agricultural holdings with RDP support for investments in restructuring or modernisation (focus area 2A)	1.79	1.81	101%
T5	percentage of agricultural holdings with RDP supported business development plan/investments for young farmers (focus area 2B)	0.71	0.73	102%

33

33

Progress on targets in the Indicator Plan

Indicator	Indicator	2025 Target RDP v9	Realised (AIR 2024)	Percentage progress (AIR 2024)
T9	percentage of agricultural land under management contracts supporting biodiversity and/or landscapes (focus area 4A)	6.17	14.31	232%
T10	percentage of agricultural land under management contracts to improve water management (focus area 4B)	2.98	4.12	138%
T12	percentage of agricultural land under management contracts to improve soil management and/or prevent soil erosion (focus area 4C)	2.98	12.28	412%
T14	percentage of irrigated land switching to more efficient irrigation system (focus area 5A)	3.18	3.0	94%
T19	percentage of agricultural and forest land under management contracts contributing to carbon sequestration and conservation (focus area 5E)	5.31	8.89	167%
T20	Jobs created in supported projects (focus area 6A)	7.5	7.5	100%
T21	percentage of rural population covered by local development strategies (focus area 6B)	99.7	105.38	106%
T23	Jobs created in supported projects (Leader) (focus area 6B)	4.5	4.5	100%

34

34

Reduction of administrative burden



- Throughout 2025, efforts to simplify and harmonise the application format and process continued.
- M1, 2 and 3 calls issued in 2024 used a simplified and harmonised version of the application
- The application of SCOs was also introduced for M1.1, providing beneficiaries with a rate per person trained that is in line with market realities.
- Similarly, for M2.1, a SCO was also used, which is helping the beneficiary to provide a wider array of advice products to farmers.
- Experience and lessons learned are being reflected in the CAP SP implementation
- SEM services

35

35



Reporting and Evaluation Activities

36

Annual Implementation Report 2024



- The AIR for implementation year 2024 was drafted by the Managing Authority and submitted to the European Commission by the end of June 2025.
- This AIR was approved by the European Commission in July 2025

37

37

Evaluation



- During the Monitoring Committee Meeting held in December 2024, evaluators presented the Thematic Evaluation related to Biodiversity.
- Work is underway on various other evaluations, including those related to thematic evaluation on the NRN and TA, as well as the evaluation related to water and competitiveness.
- Preparatory work related to the ex-post evaluation of the RDP 14 – 22 is also underway.

38

38



Communication and Events

39



Administrative Capacity Building

40

Capacity Building




- MA staff attended various training sessions organised by the Ministry's Training Unit and the Institute for the Public Services, covering various topics, including:
 - Management Verifications of SCOs
 - New Management Verification Templates 2021-2027
 - Analysis of financial statements
 - TAIEX-REGIO Expert Mission on the Regulatory Framework Surrounding State Aid as well as other State Aid Training
 - Cyber Security Awareness
 - Public Procurement – Art.32 on the Use of Negotiated Procedure
 - Use of Arachne
 - Workshop on Teaching and Presentation Skills
 - EU Charter on Human Rights
 - Value Added TAX
 - Simplifying Staff Costs
 - Effective Use of Publicity in EU Funds

41



Thank you for your attention.



**Co-funded by
the European Union**

42